



US00D589377S

(12) **United States Design Patent**
Kawashima

(10) **Patent No.:** **US D589,377 S**
(45) **Date of Patent:** **** Mar. 31, 2009**

(54) **WRIST WATCH CASE WITH BAND**

(75) Inventor: **Yuri Kawashima**, Wan chai (HK)

(73) Assignee: **Citizen Tokei Kabushiki Kaisha**, Tokyo (JP)

(**) Term: **14 Years**

(21) Appl. No.: **29/329,249**

(22) Filed: **Dec. 11, 2008**

(51) **LOC (9) Cl.** **10-02**

(52) **U.S. Cl.** **D10/32**

(58) **Field of Classification Search** D10/30-39;
368/276, 281, 282, 285; D11/3, 12
See application file for complete search history.

(56) **References Cited**

U.S. PATENT DOCUMENTS

| | | | | | | |
|-----------|---|---|---------|----------------|-------|---------|
| D288,066 | S | * | 2/1987 | Kanoui | | D10/32 |
| 4,825,427 | A | * | 4/1989 | Wollman | | 368/282 |
| D399,435 | S | * | 10/1998 | Gogniat | | D10/39 |
| D404,319 | S | * | 1/1999 | Deleskiewicz | | D10/32 |
| D476,582 | S | * | 7/2003 | Sugiura | | D10/32 |
| D478,515 | S | * | 8/2003 | Sugiura et al. | | D10/32 |
| D496,290 | S | * | 9/2004 | Plan | | D10/32 |

| | | | | | | |
|----------|---|---|---------|--------------|-------|--------|
| D514,959 | S | * | 2/2006 | Deleskiewicz | | D10/32 |
| D544,374 | S | * | 6/2007 | Chodat | | D10/32 |
| D544,376 | S | * | 6/2007 | Chodat | | D10/38 |
| D554,537 | S | * | 11/2007 | Actis-Datta | | D10/32 |
| D554,540 | S | * | 11/2007 | Actis-Datta | | D10/38 |
| D579,789 | S | * | 11/2008 | Furetta | | D10/32 |

* cited by examiner

Primary Examiner—Lucy Lieberman

(74) *Attorney, Agent, or Firm*—Banner & Witcoff, Ltd.

(57) **CLAIM**

The ornamental design for a wrist watch case with band, as shown and described.

DESCRIPTION

FIG. 1 is a perspective view,
FIG. 2 is a front elevational view thereof,
FIG. 3 is a rear elevational view thereof,
FIG. 4 is a right side elevation view thereof,
FIG. 5 is a left side elevation view thereof,
FIG. 6 is a top plan view thereof; and,
FIG. 7 is a bottom plan view thereof.

1 Claim, 3 Drawing Sheets




FIG. 1



FIG. 3

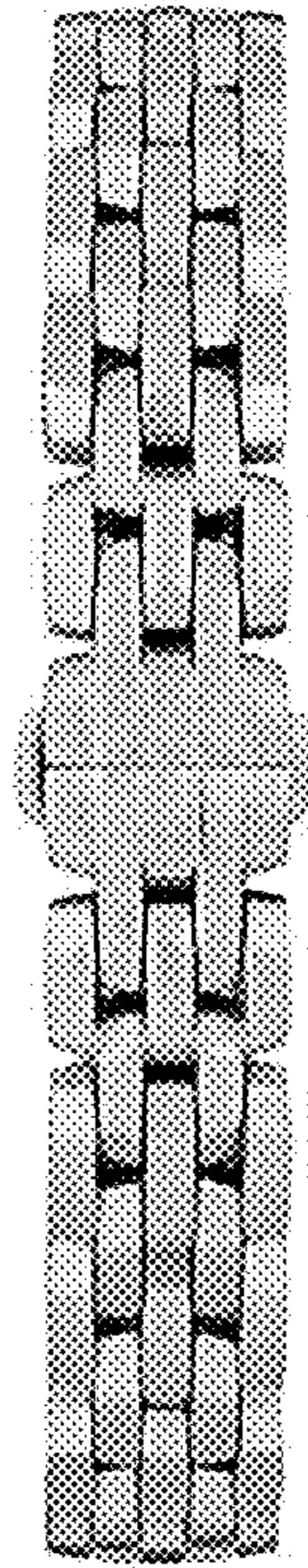


FIG. 2




FIG. 4



FIG. 5



FIG. 7

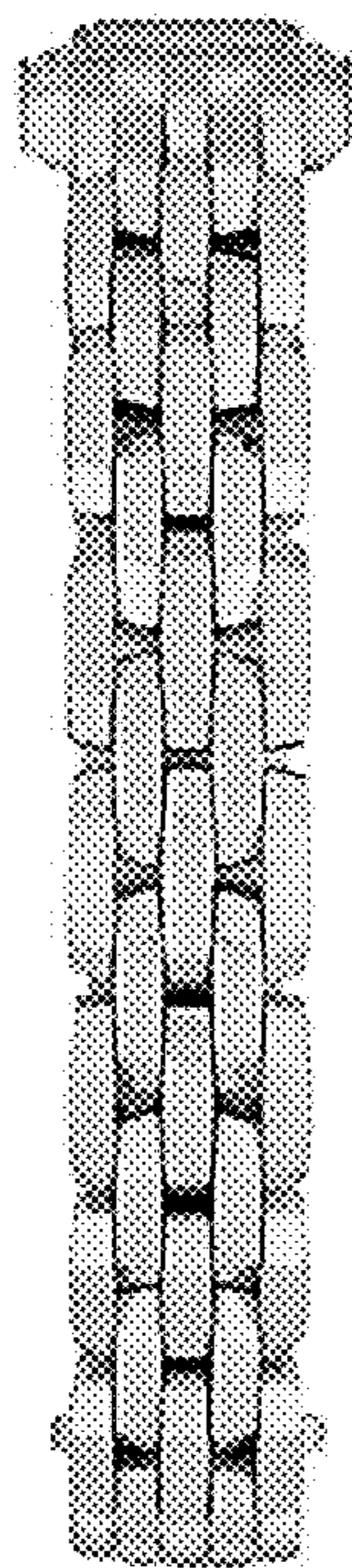


FIG. 6

