



US00D589372S

(12) **United States Design Patent**
Miloradovic

(10) **Patent No.:** **US D589,372 S**
(45) **Date of Patent:** **** Mar. 31, 2009**

(54) **WATCH**

(75) Inventor: **Vjekoslav Miloradovic**, Biel/Bienne (CH)

(73) Assignee: **Porsche Lizenz und Handelsgesellschaft mbH & Co. KG**, Bietigheim-Bissingen (DE)

(**) Term: **14 Years**

(21) Appl. No.: **29/302,246**

(22) Filed: **Jan. 14, 2008**

(30) **Foreign Application Priority Data**

Jul. 14, 2007 (DE) 4 07 03 601

(51) **LOC (9) Cl.** **10-02**

(52) **U.S. Cl.** **D10/32**

(58) **Field of Classification Search** D10/30-39, D10/122-132; 368/276, 281, 282, 285, 80, 368/223, 228, 232, 21, 28; D11/3; 224/164
See application file for complete search history.

(56) **References Cited**

U.S. PATENT DOCUMENTS

3,427,800	A *	2/1969	Blum	368/223
3,503,203	A *	3/1970	Gruner et al.	368/21
D255,016	S *	5/1980	Hofman	D11/3
D295,838	S *	5/1988	Ando	D10/32
D318,809	S *	8/1991	Bourquin et al.	D10/39
D343,584	S *	1/1994	Olmes et al.	D10/32
D344,468	S *	2/1994	Kaneko	D11/3
D350,288	S *	9/1994	Giardiello	D10/30
D356,958	S *	4/1995	Schroeter	D10/33
D391,176	S *	2/1998	Bulgari	D10/39
D413,071	S *	8/1999	Fichter	D10/39

D415,043	S *	10/1999	Fichter	D10/39
D423,951	S *	5/2000	Fichter	D10/39
D435,223	S *	12/2000	Bodino	D10/32
D438,471	S *	3/2001	Fichter	D10/39
D447,705	S *	9/2001	Scheufele	D10/39
D452,175	S *	12/2001	Finazzi	D10/39
D508,416	S *	8/2005	Tang	D10/30
D533,090	S *	12/2006	Bajulaz	D10/39
D539,175	S *	3/2007	Bolt et al.	D10/39
D559,128	S *	1/2008	Laucella	D10/39
D563,802	S *	3/2008	Loth	D10/39
D567,677	S *	4/2008	Finazzi	D10/34
D573,485	S *	7/2008	Kuchler	D10/32
D574,734	S *	8/2008	Loth	D10/38

* cited by examiner

Primary Examiner—Lucy Lieberman
(74) *Attorney, Agent, or Firm*—RatnerPrestia

(57) **CLAIM**

The ornamental design for a watch, as shown and described.

DESCRIPTION

FIG. 1 is a front view of a watch;
FIG. 2 is a rear view thereof;
FIG. 3 is a right side view thereof;
FIG. 4 is a left side view thereof;
FIG. 5 is a top view thereof;
FIG. 6 is a bottom view thereof; and,
FIG. 7 is a magnified view of a portion thereof.
The watch band is shown in a different position in FIGS. 3 through 6. FIGS. 3 through 5 are shown on a larger scale than FIGS. 1 and 2.

1 Claim, 7 Drawing Sheets






FIG. 1




FIG. 2



FIG. 3



FIG. 4



FIG. 5




FIG. 6



FIG. 7