



US00D589362S

(12) **United States Design Patent**
Takounseun et al.

(10) **Patent No.:** **US D589,362 S**
(45) **Date of Patent:** **** Mar. 31, 2009**

(54) **PERFUME BOTTLE**

(75) Inventors: **François Takounseun**, Paris (FR);
Gérald Galdini, Paris (FR)

(73) Assignee: **Salvatore Ferragamo Italia, S.p.A.**,
Florence (IT)

(**) Term: **14 Years**

(21) Appl. No.: **29/307,272**

(22) Filed: **Apr. 8, 2008**

(30) **Foreign Application Priority Data**

Oct. 31, 2007 (EM) 000819594

(51) **LOC (9) Cl.** **09-01**

(52) **U.S. Cl.** **D9/691**

(58) **Field of Classification Search** D9/682-694,
D9/516-575, 435, 436, 447, 448; 215/379,
215/382-384; 220/662, 665, 669, 670, 671,
220/675; 222/129, 135, 153.01, 153.03,
222/153.04, 153.09, 153.11-153.14, 631,
222/635, 209, 211-213, 215, 321.7-321.9,
222/372, 373, 378, 379, 383.1, 384-386,
222/398, 400.7, 400.8, 401, 402.1-402.25

See application file for complete search history.

(56) **References Cited**

U.S. PATENT DOCUMENTS

D215,819 S * 11/1969 Heintze D7/300
D354,229 S * 1/1995 Desgrippes D9/503
D368,431 S * 4/1996 Desgrippes et al. D9/558
D400,797 S * 11/1998 de Mourgues D9/558

D411,460 S * 6/1999 Nobuto D9/560
D421,384 S * 3/2000 Herrmann D9/691
D438,098 S * 2/2001 Krunas D9/691
D488,058 S * 4/2004 McGuinness D9/690
D497,553 S * 10/2004 Mitchell D9/545
D498,423 S * 11/2004 Kostow D9/558
D515,431 S * 2/2006 Dehaene D9/558
D545,207 S * 6/2007 De Baschmakoff D9/545
D565,421 S * 4/2008 De Baschmakoff D9/558

FOREIGN PATENT DOCUMENTS

GB 2057406 * 7/1996

* cited by examiner

Primary Examiner—Catherine Tuttle
(74) *Attorney, Agent, or Firm*—Pollack, P.C.

(57) **CLAIM**

The ornamental design for a perfume bottle, substantially as shown and described.

DESCRIPTION

FIG. 1 is a perspective view of the perfume bottle showing our new design;

FIG. 2 is a reverse perspective view of the bottle shown in FIG. 1;

FIG. 3 is an exploded view of the bottle set forth in FIG. 1;

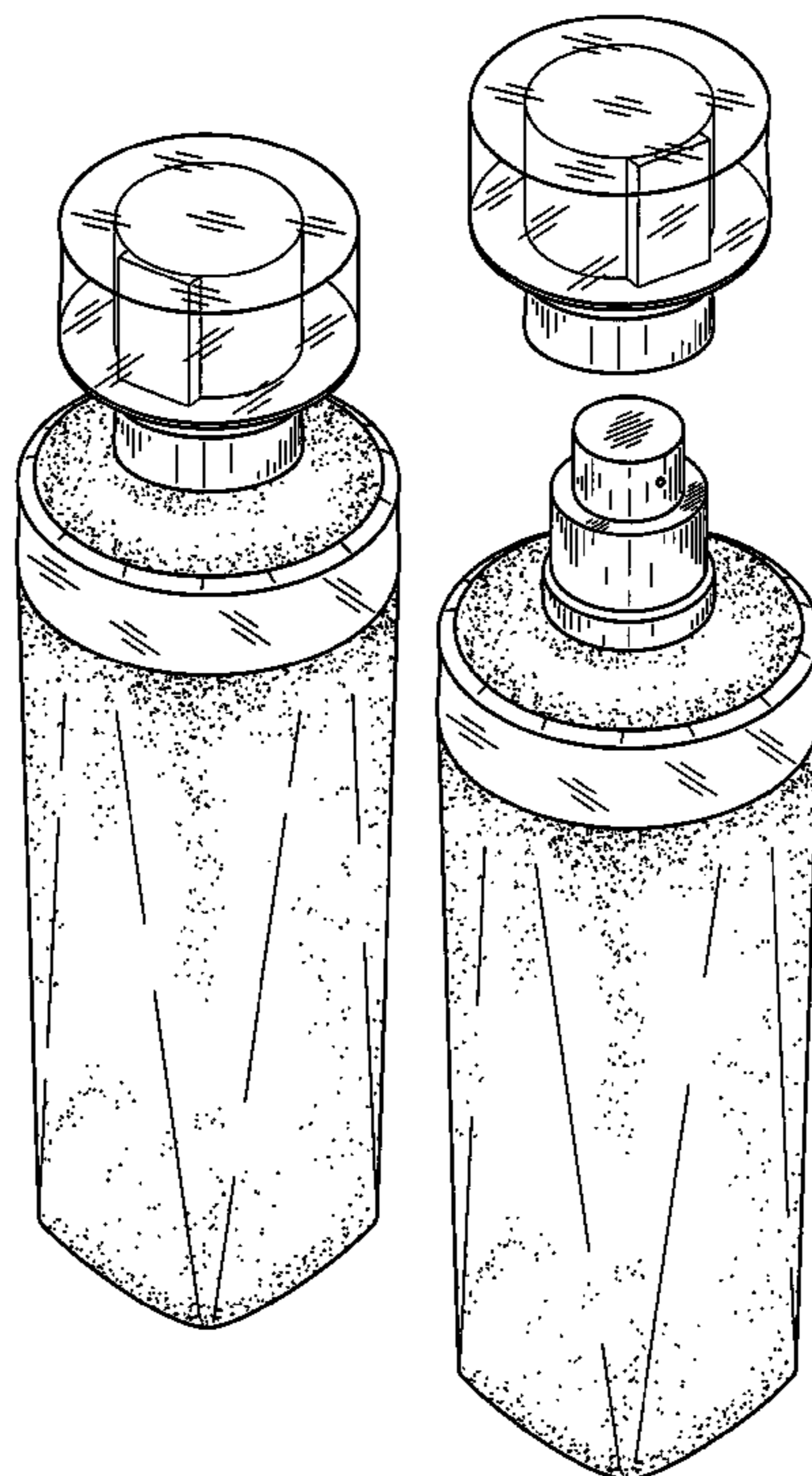
FIG. 4 is a front view of the bottle illustrated in FIG. 1;

FIG. 5 is a rear view of the bottle shown in FIG. 1;

FIG. 6 is a plan view of the bottle illustrated in FIG. 1; and,

FIG. 7 is a reverse plan view of the bottle set forth in FIG. 6.

1 Claim, 4 Drawing Sheets



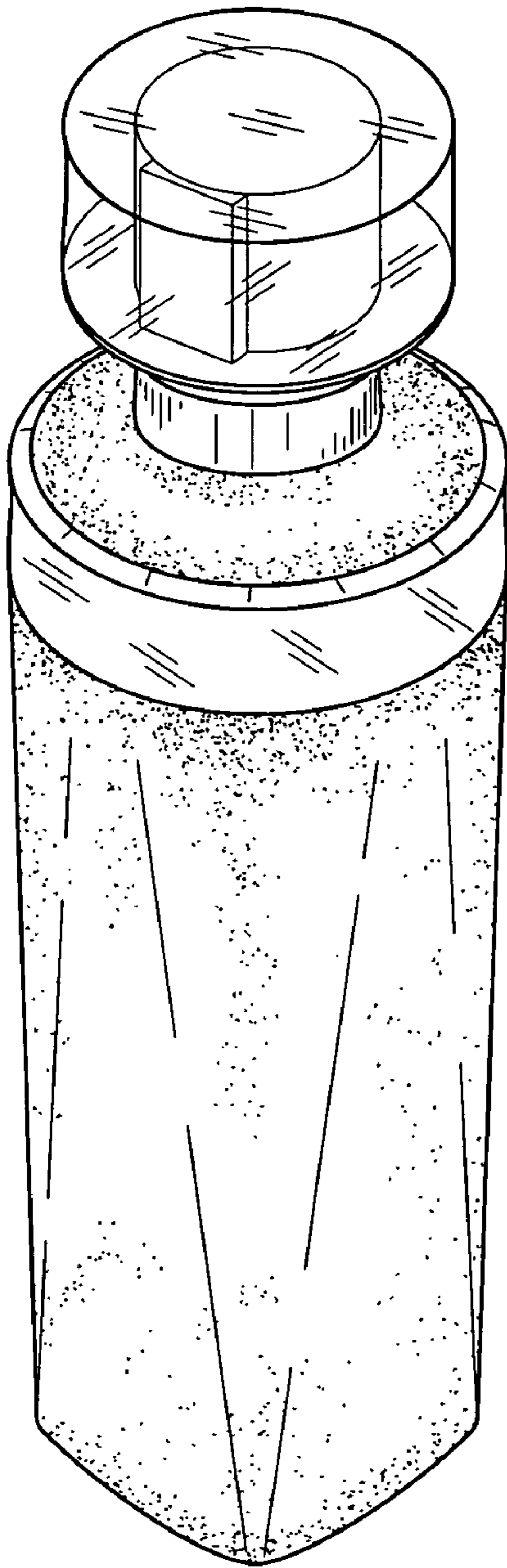


Fig. 1

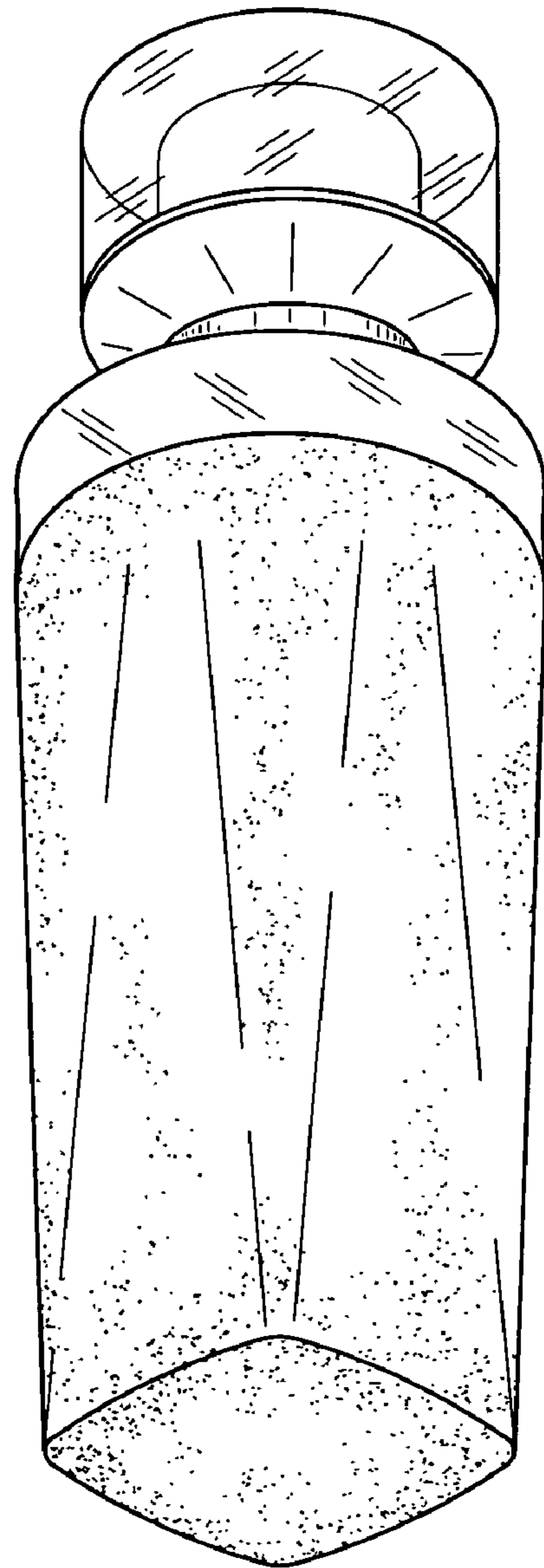


Fig. 2

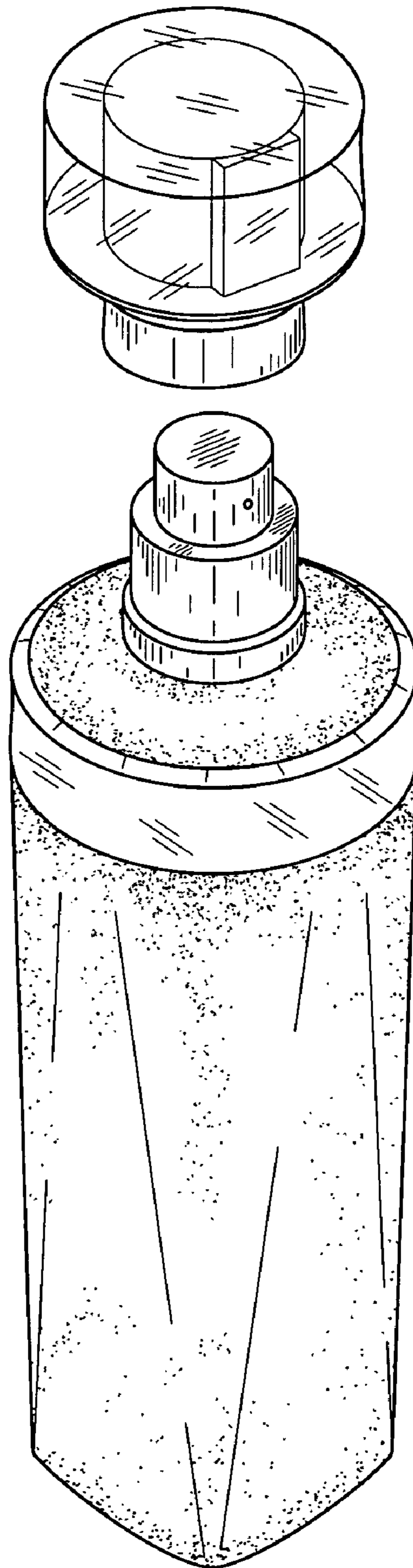


Fig. 3

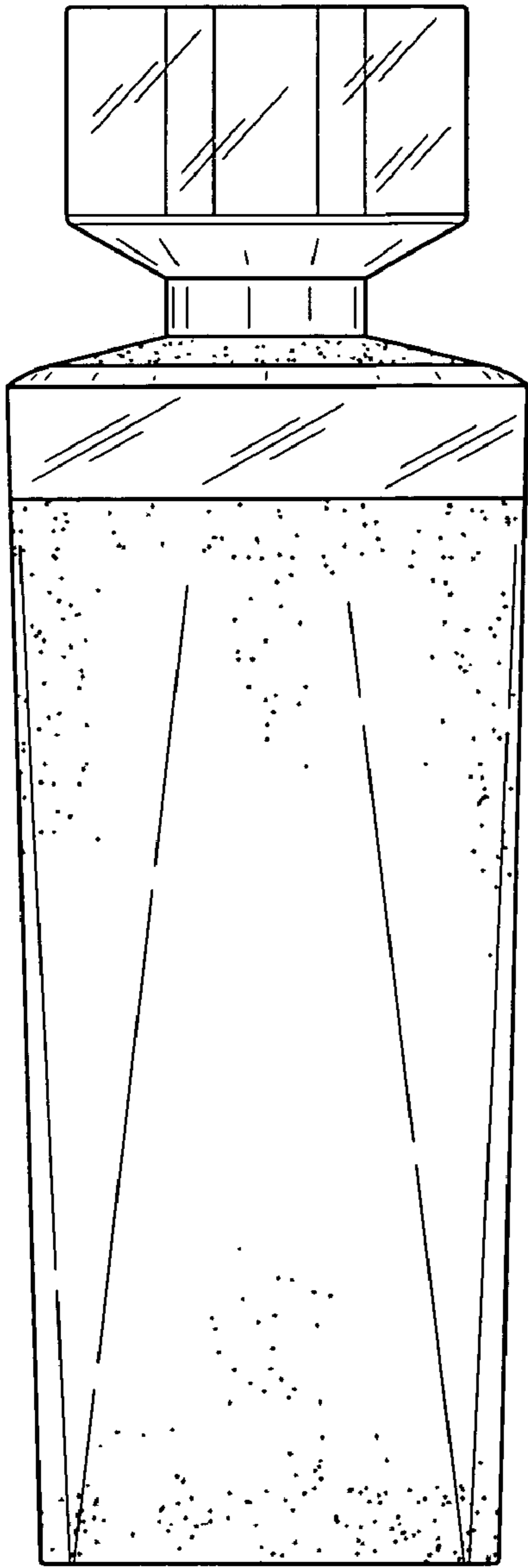


Fig. 4

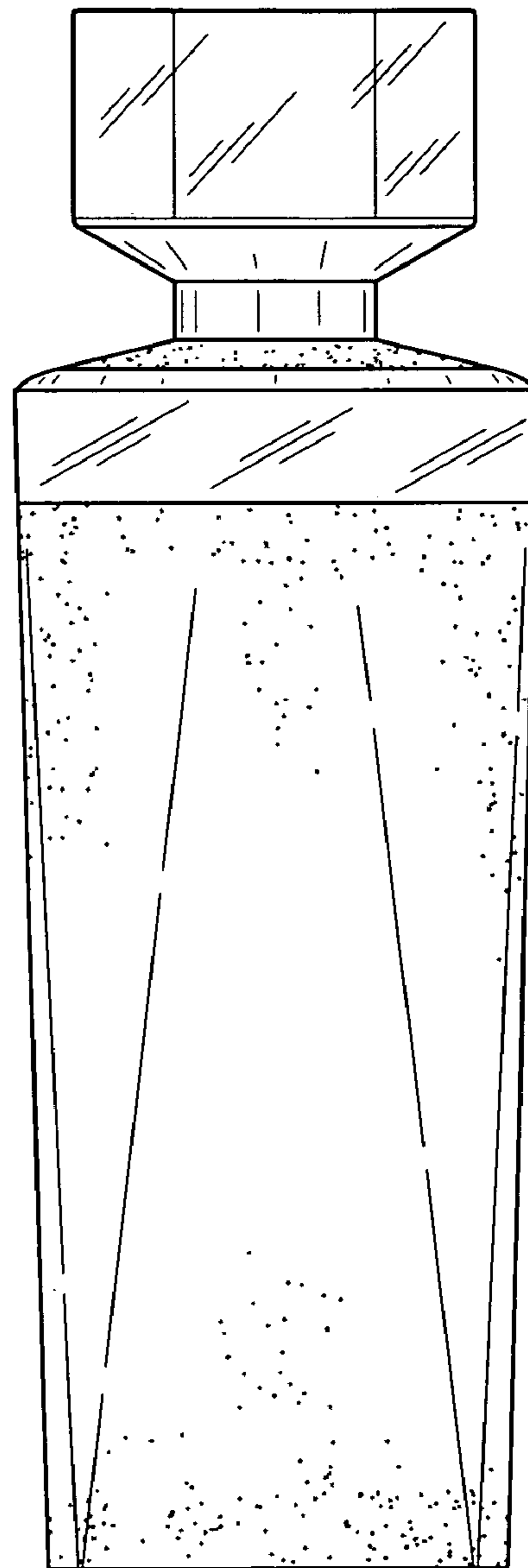


Fig. 5

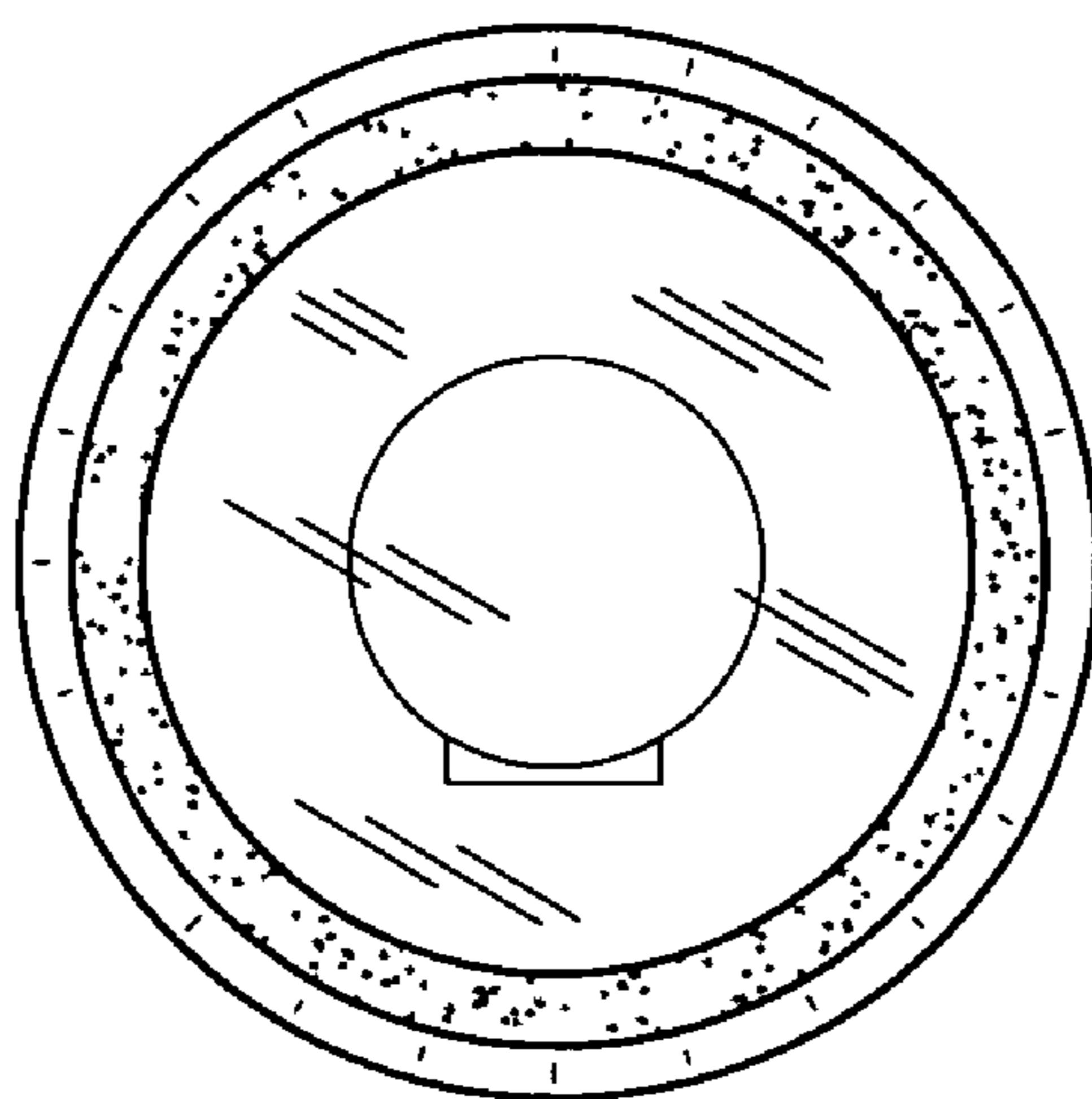


Fig. 6

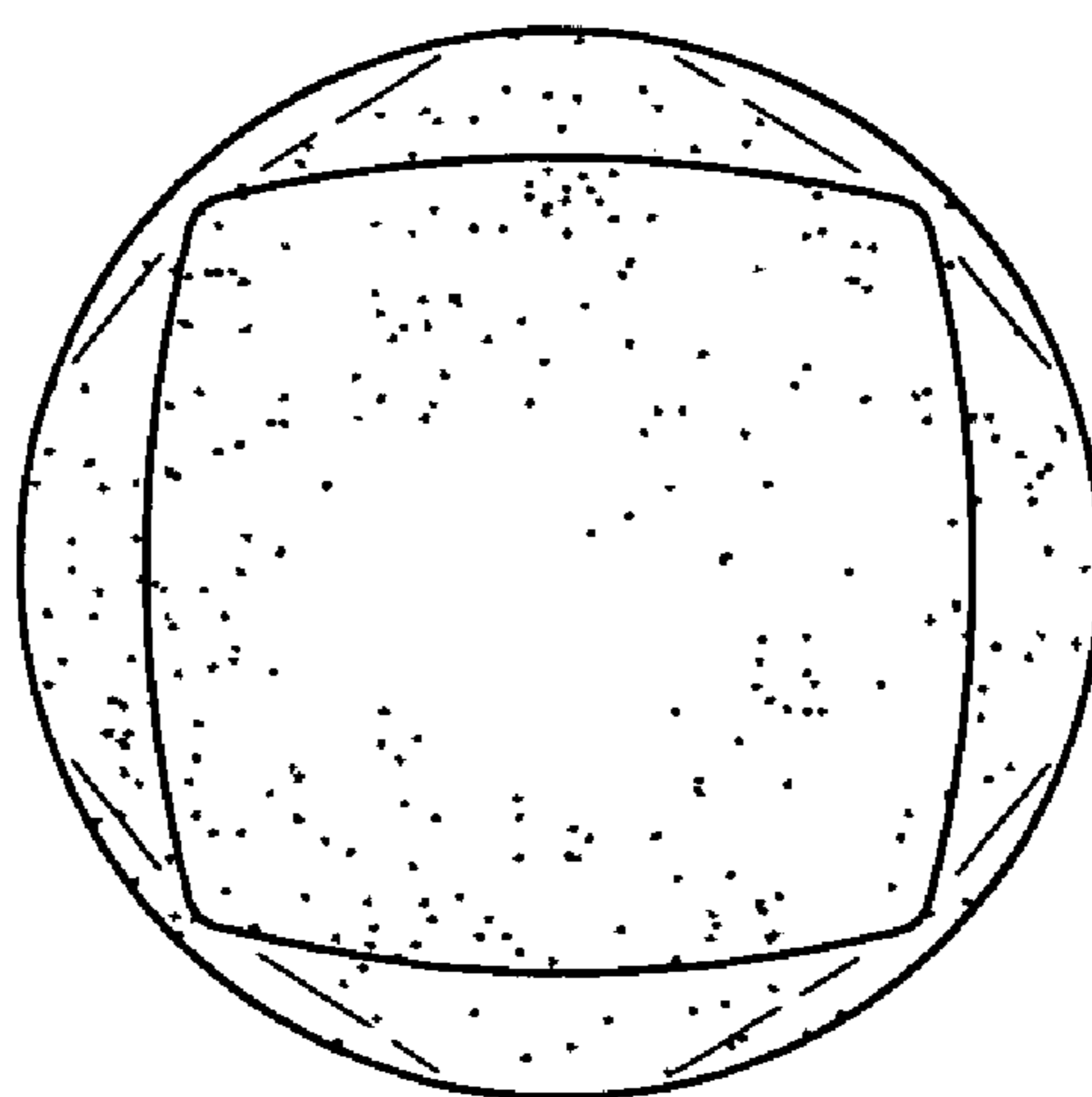


Fig. 7