



US00D589346S

(12) **United States Design Patent**
Hall

(10) **Patent No.:** **US D589,346 S**
(45) **Date of Patent:** **** Mar. 31, 2009**

(54) **PRODUCT CONTAINER WITH INTEGRATED CARRY HANDLE**

(75) Inventor: **George M. Hall**, Grand Prairie, TX (US)

(73) Assignee: **Poly-America, L.P.**, Grand Prairie, TX (US)

(**) Term: **14 Years**

(21) Appl. No.: **29/296,396**

(22) Filed: **Oct. 19, 2007**

(51) **LOC (9) Cl.** **09-03**

(52) **U.S. Cl.** **D9/432**

(58) **Field of Classification Search** D9/430-433, D9/414-418, 420-429, 560, 730, 733, 737, D9/756; D3/273, 302; 206/421, 454, 457, 206/775-778, 784, 822; 220/500, 523-529, 220/552, 555; 229/100, 103.3, 104-106, 229/108, 108.1, 109, 110, 112-116, 116.1, 229/116.2, 117.15, 120, 125.015, 132, 138, 229/155, 162.1, 162.6, 162.7, 182.1, 213, 229/214, 247, 406, 407, 902, 911, 922, 930, 229/942, 117.22, 117.24

See application file for complete search history.

(56) **References Cited**

U.S. PATENT DOCUMENTS

2,691,471	A *	10/1954	Forrer	229/117.14
2,693,310	A *	11/1954	Stopper	229/117.15
2,802,615	A *	8/1957	Radke	229/117.16
3,030,002	A *	4/1962	Ringer	229/117.24
3,140,813	A *	7/1964	Hall et al.	229/117.22
3,360,112	A *	12/1967	Johnson	206/295
3,534,899	A *	10/1970	Hiroshi et al.	229/117.15
3,986,660	A *	10/1976	Helms	229/117.13
4,286,714	A *	9/1981	Zdarsky et al.	206/526
D266,226	S *	9/1982	Zdarsky et al.	D9/418
4,436,244	A *	3/1984	Morris	229/117.12
D280,491	S *	9/1985	Nielsen	D9/432
4,583,681	A *	4/1986	Neese	229/117.22
4,771,939	A *	9/1988	Wilkins	229/132
D299,430	S *	1/1989	Gustafsson	D9/433

4,913,292	A *	4/1990	Field	229/231
D320,557	S *	10/1991	Schuster	D9/418
5,092,486	A *	3/1992	vom Hofe et al.	229/117.27
5,108,030	A *	4/1992	Schuster et al.	229/132
D329,375	S *	9/1992	Bergman	D9/759
D337,942	S *	8/1993	Artis	D9/431
5,460,322	A *	10/1995	Carlson et al.	229/120
D364,087	S *	11/1995	Farley	D9/418
5,680,986	A *	10/1997	Botterman	229/215
5,738,273	A *	4/1998	Auclair	229/117.13
5,893,513	A *	4/1999	Stone et al.	229/215
D447,686	S *	9/2001	Cattell et al.	D9/417
6,598,784	B2 *	7/2003	LaBras et al.	229/117.22
D490,703	S *	6/2004	Rusnock	D9/416
6,971,572	B2 *	12/2005	Ikeda	229/117.13
D532,686	S *	11/2006	Wijerama	D9/418
2005/0247767	A1 *	11/2005	Smalley	229/117.13

* cited by examiner

Primary Examiner—T. Chase Nelson

Assistant Examiner—Karen Acker

(74) *Attorney, Agent, or Firm*—Sanford E. Warren, Jr.; Akin Gump Strauss Hauer & Feld LLP

(57) **CLAIM**

The ornamental design for a product container with integrated carry handle, as shown and described.

DESCRIPTION

FIG. 1 is a perspective view of the top, front and right sides of a product container with integrated carry handle in accordance with one embodiment of my new design, the top, front and left side perspective view being a mirror image thereof;

FIG. 2 is a right-side elevational view of the product container with integrated carry handle in accordance with the new design;

FIG. 3 is a left-side elevational view of the product container with integrated carry handle in accordance with the new design;

FIG. 4 is a front elevational view of the product container with integrated carry handle in accordance with the new design;

FIG. 5 is a rear elevational view of the product container with integrated carry handle in accordance with the new design;

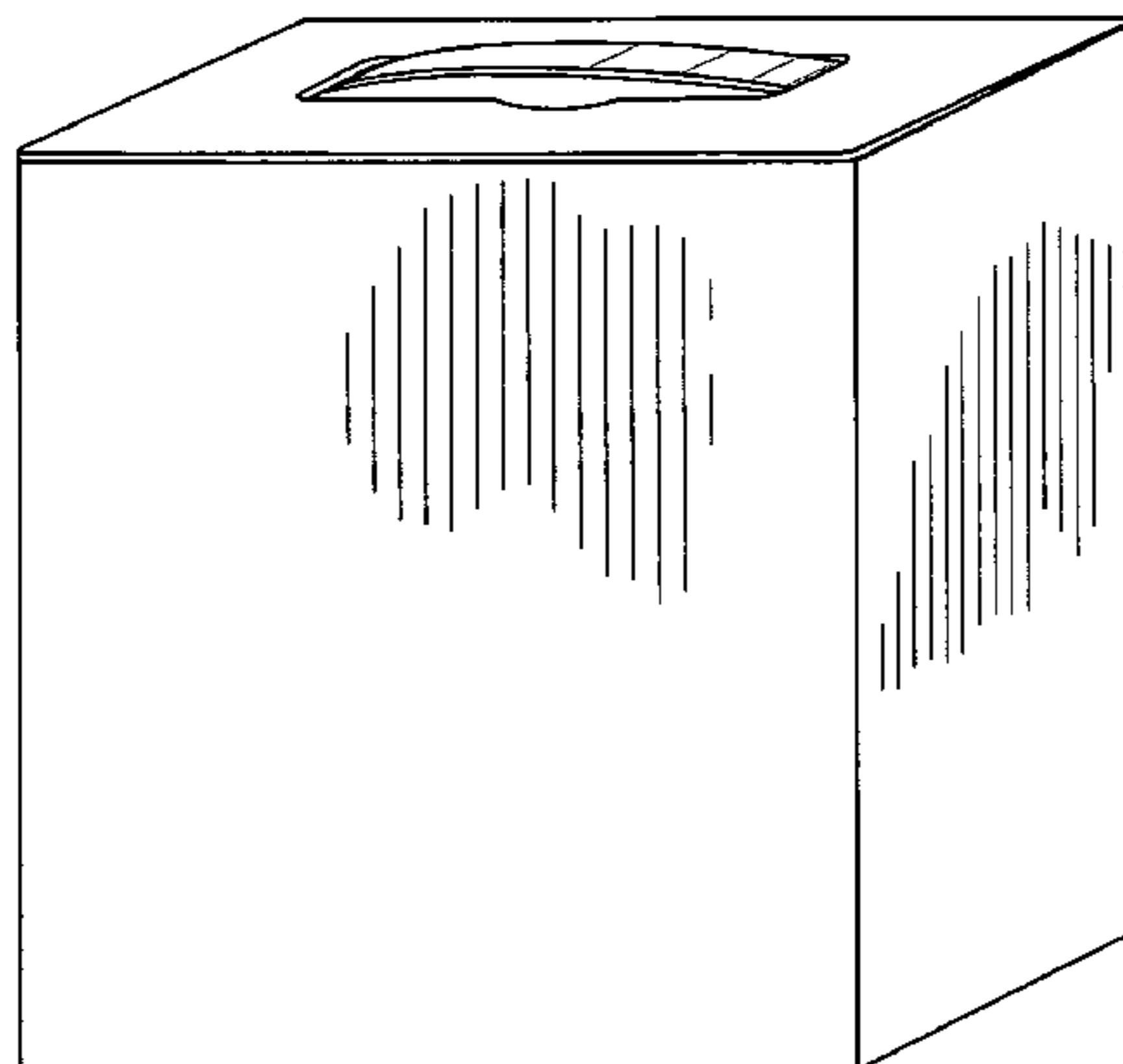


FIG. 6 is a top plan view of the product container with integrated carry handle in accordance with the new design;

FIG. 7 is a bottom plan view of the product container with integrated carry handle in accordance with the new design;

FIG. 8 is a perspective view of the top, front and right sides of the product container with integrated handle of FIG. 1, wherein the top side is depicted in an open configuration in accordance with the new design;

FIG. 9 is a left-side elevational view of the product container with integrated carry handle, wherein the container is depicted in an open configuration in accordance with the new design;

FIG. 10 is a right-side elevational view of the product container with integrated carry handle, wherein the container is depicted in an open configuration in accordance with the new design;

FIG. 11 is a front elevational view of the product container with integrated carry handle, wherein the container is depicted in an open configuration in accordance with the new design;

FIG. 12 is a rear elevational view of the product container with integrated carry handle, wherein the container is depicted in an open configuration in accordance with the new design;

FIG. 13 is a top plan view of the product container with integrated carry handle, wherein the container is depicted in an open configuration showing the interior side of the bottom plan view of FIG. 7 of the container in accordance with the new design; and,

FIG. 14 is a bottom plan view of the product container with integrated carry handle, wherein the top of the container is depicted in an open configuration in accordance with the new design.

The broken lines in FIG. 13 represent unclaimed portions of the design.

1 Claim, 9 Drawing Sheets

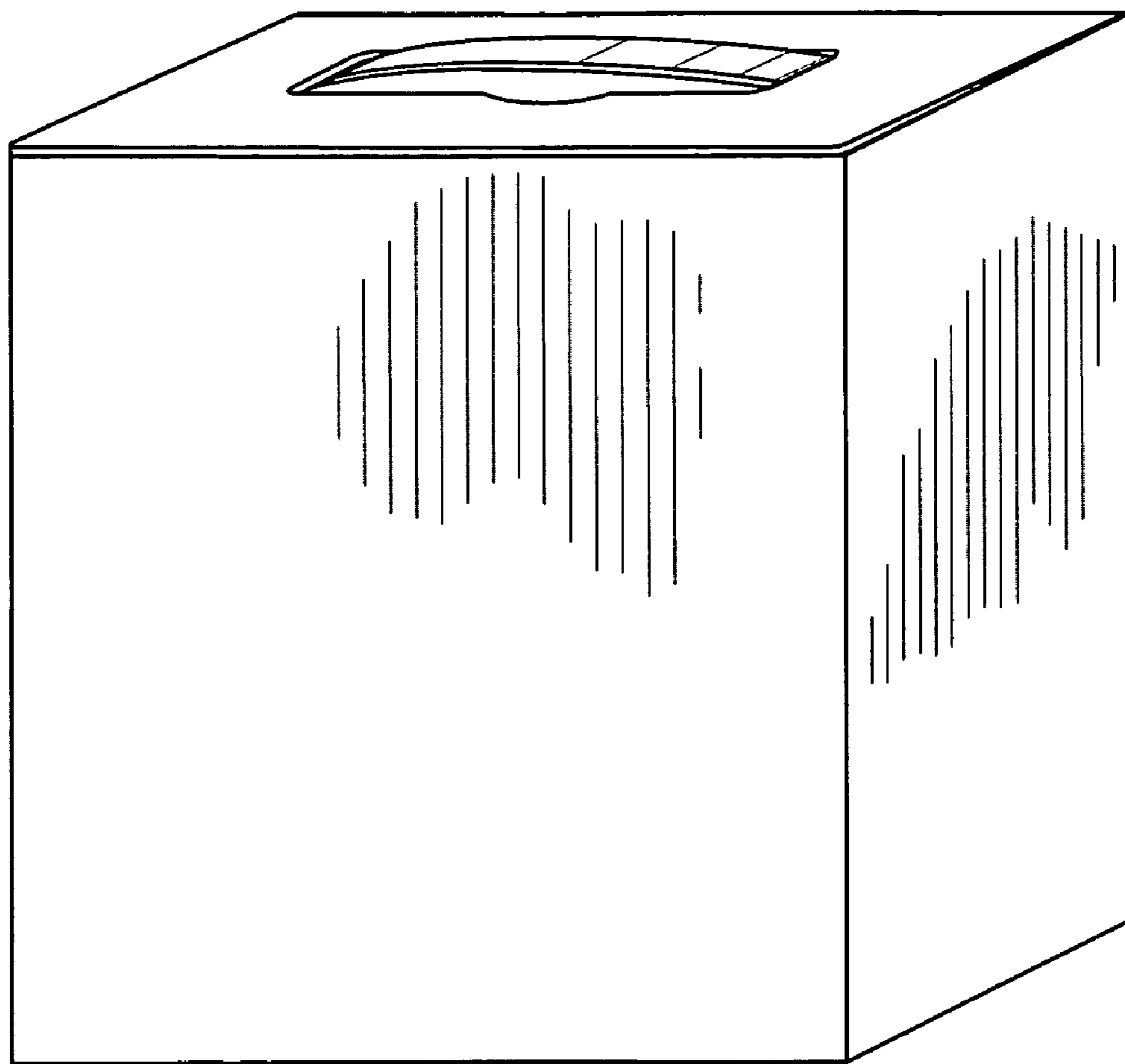


FIG. 1




FIG. 2




FIG. 3




FIG. 4




FIG. 5

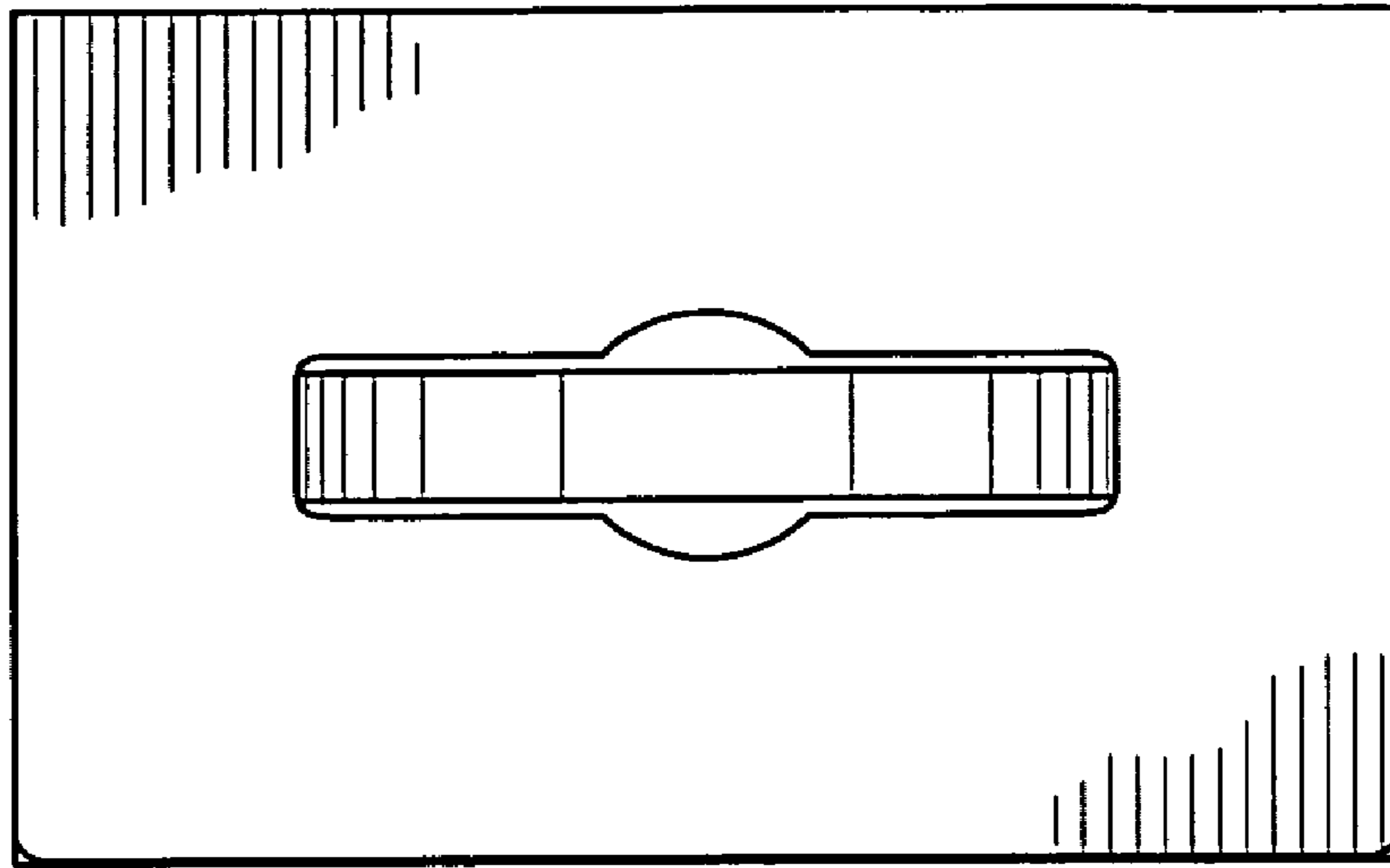


FIG. 6

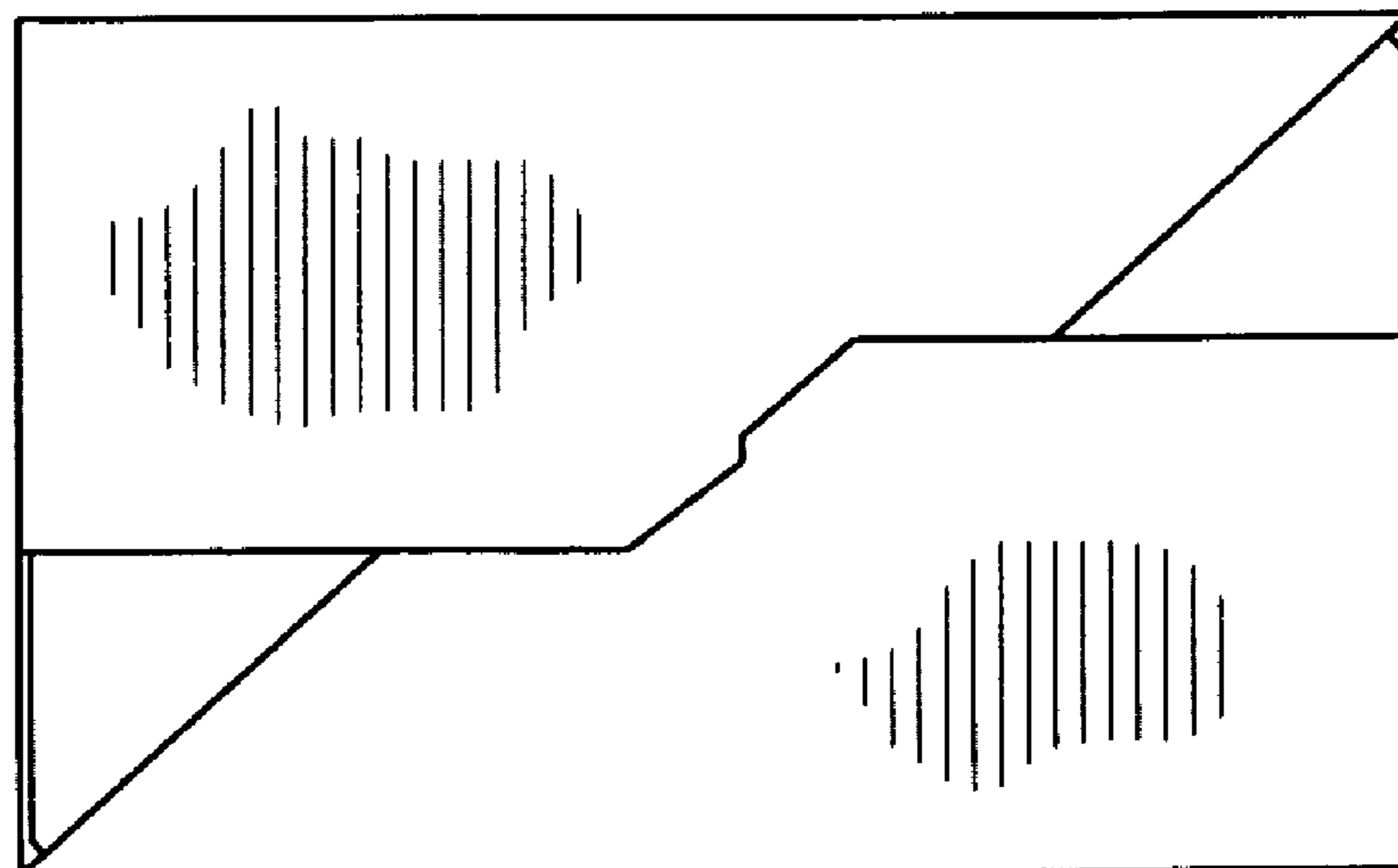


FIG. 7

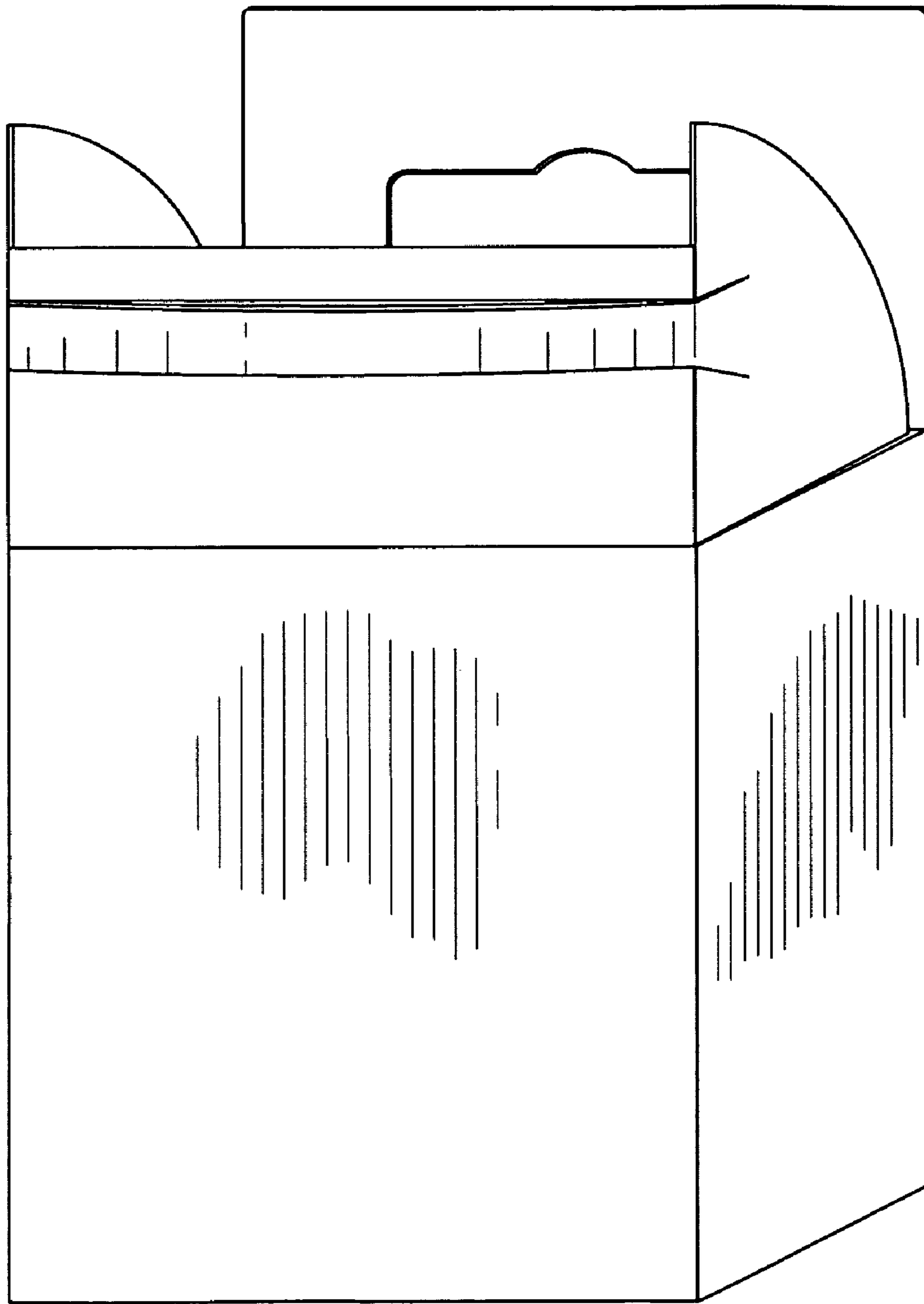


FIG. 8

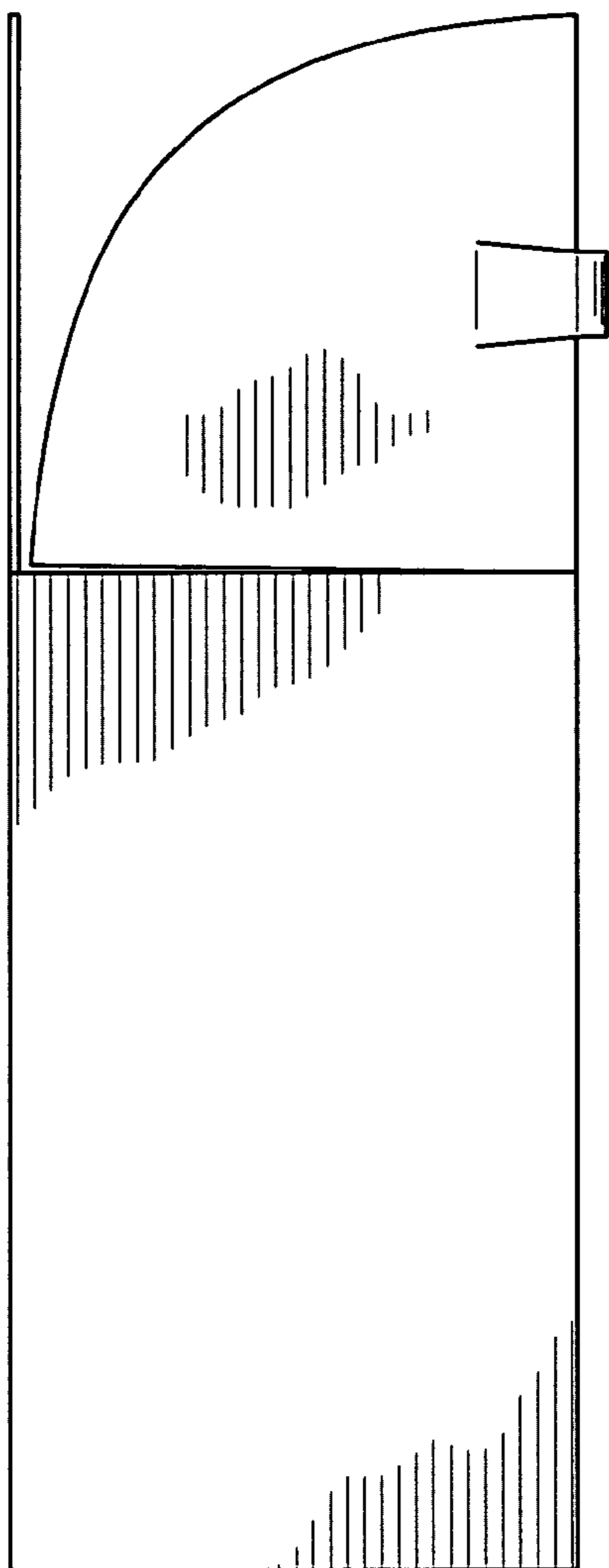


FIG. 9

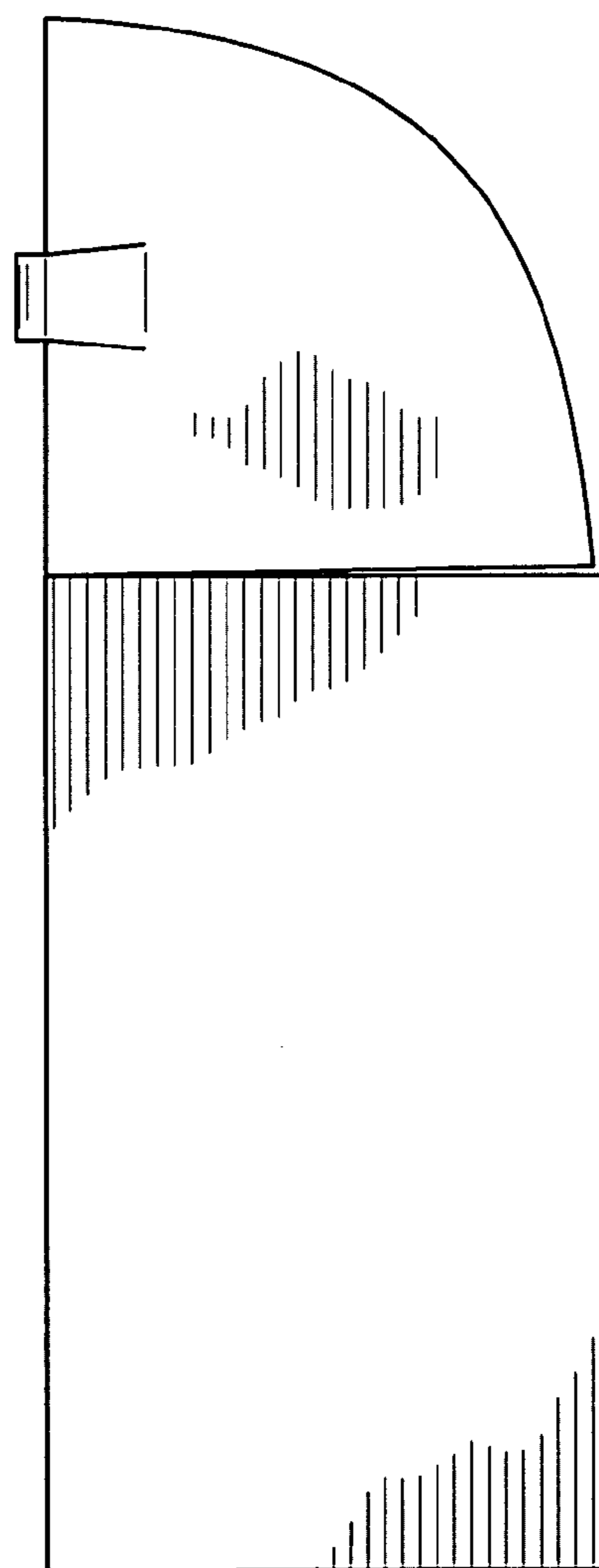


FIG. 10

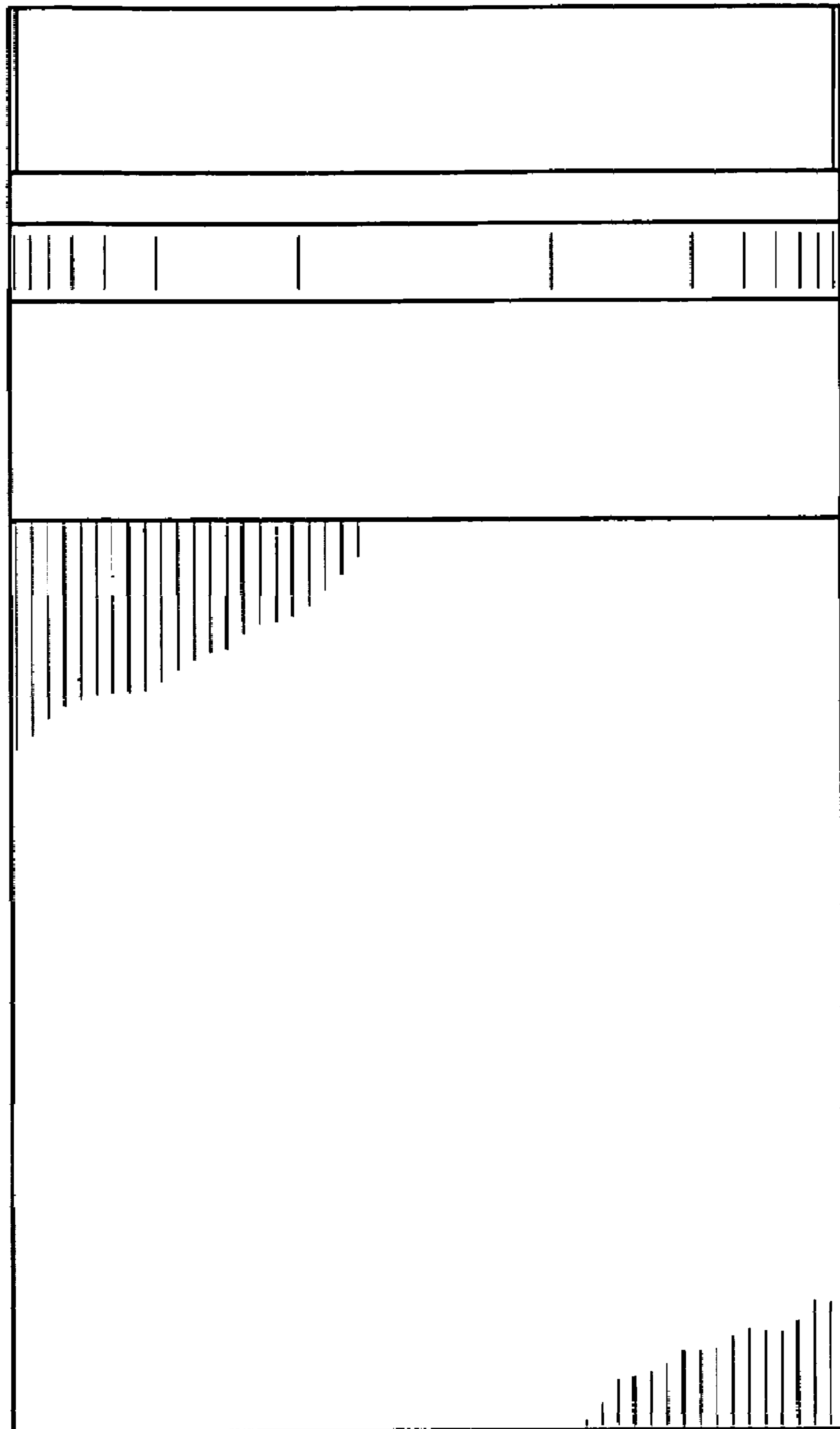


FIG. 11

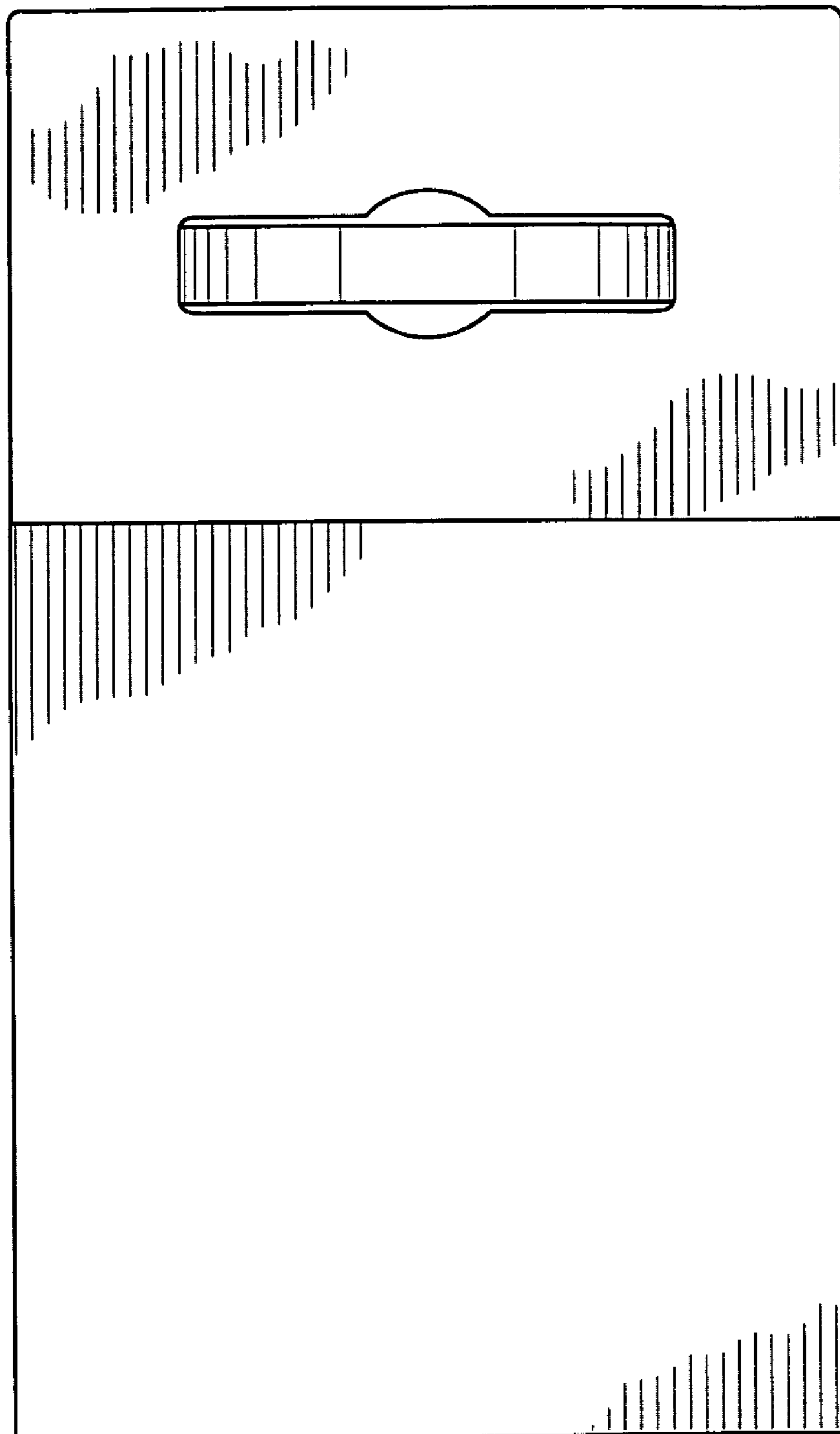


FIG. 12

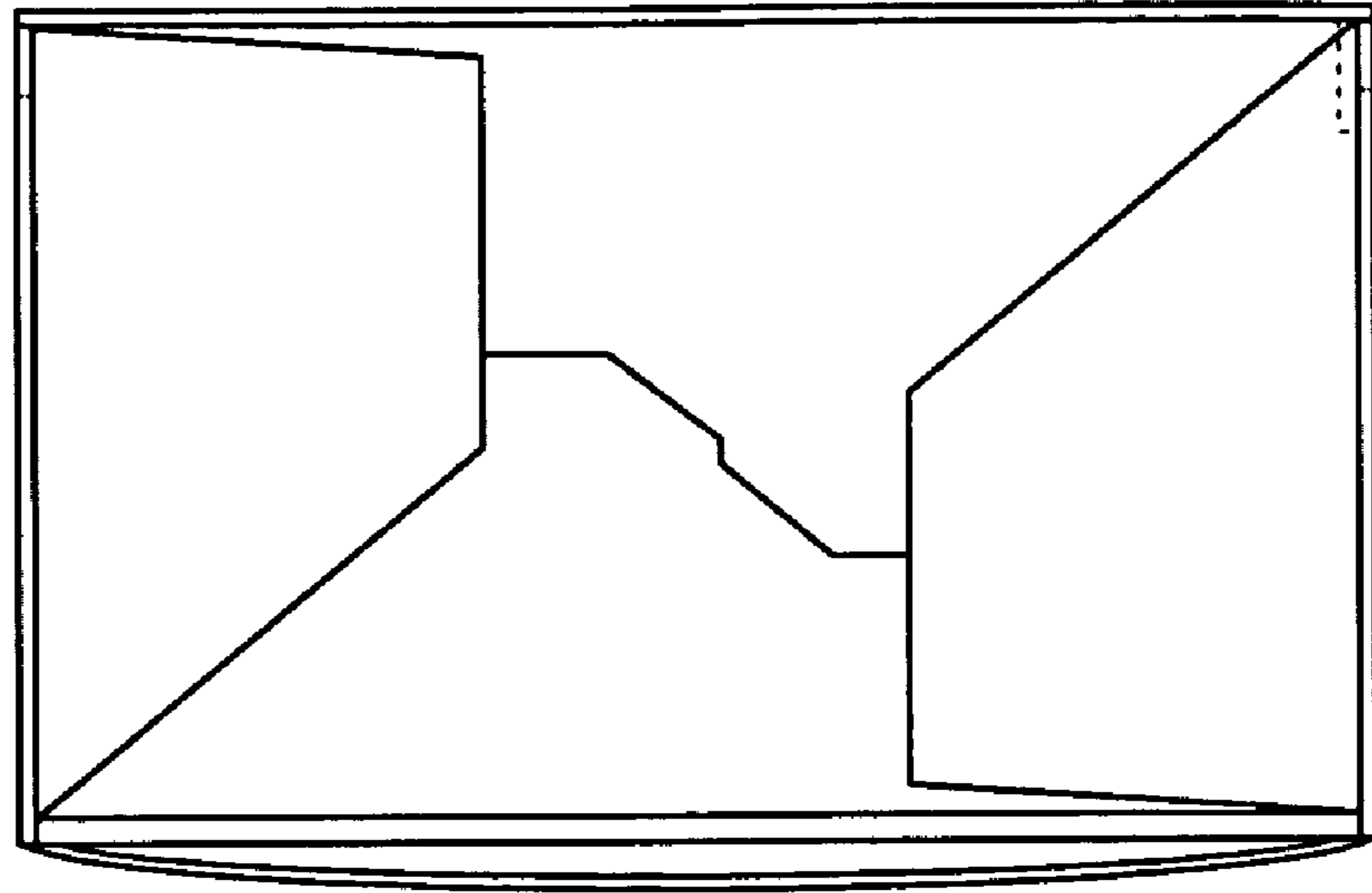


FIG. 13

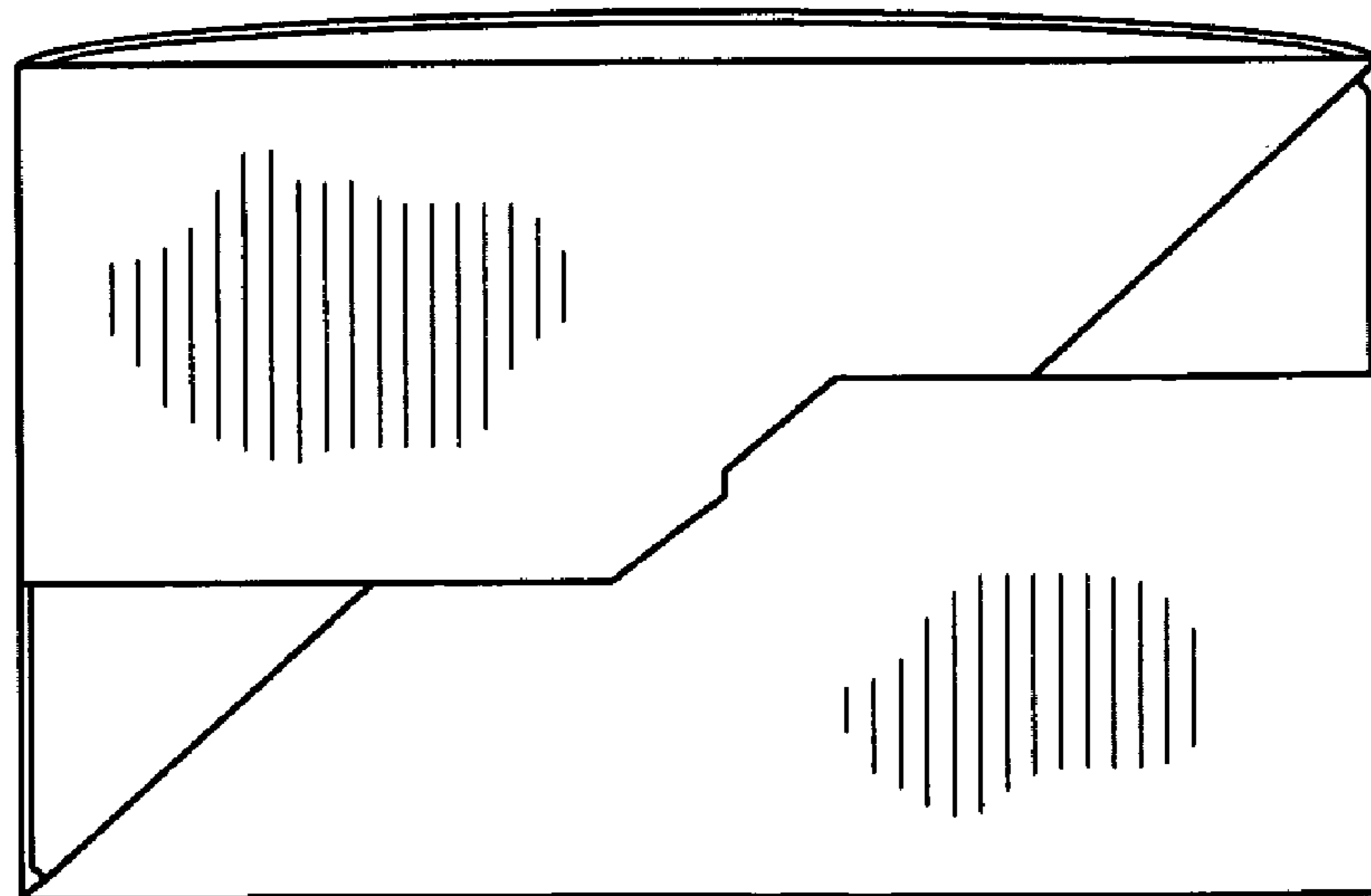


FIG. 14