



US00D589336S

(12) **United States Design Patent**
Cosimo

(10) **Patent No.:** **US D589,336 S**
(45) **Date of Patent:** **** Mar. 31, 2009**

(54) **JET SPIKE**

(76) Inventor: **Iacopetta Cosimo**, Via Dell'Olio, 30,
Bisceglie Ba (IT) 70052

(**) Term: **14 Years**

(21) Appl. No.: **29/265,886**

(22) Filed: **Sep. 11, 2006**

(30) **Foreign Application Priority Data**

Mar. 9, 2006 (IT) 2006 O 00009

(51) **LOC (9) Cl.** **08-08**

(52) **U.S. Cl.** **D8/388**

(58) **Field of Classification Search** D8/2,
D8/388; D21/840; D23/217, 221; 248/87,
248/156, 85; 411/40, 57.1; 403/279
See application file for complete search history.

(56) **References Cited**

U.S. PATENT DOCUMENTS

3,399,639	A *	9/1968	Enblom	111/7.4
D231,628	S *	5/1974	Bartels	D8/1
3,941,342	A *	3/1976	Bradshaw	248/88
D278,170	S *	3/1985	Megill et al.	D32/35
4,850,555	A *	7/1989	Lemkin et al.	248/87
4,944,476	A *	7/1990	Olson	248/87
D316,367	S *	4/1991	Olson	D8/356
D377,844	S *	2/1997	Gary et al.	D26/138
5,667,174	A *	9/1997	Adams	248/156

5,881,495	A *	3/1999	Clark	47/48.5
D415,018	S *	10/1999	Uhler	D21/840
D493,205	S *	7/2004	Combes	D21/840
6,938,384	B1 *	9/2005	Hodge	52/155
D523,523	S *	6/2006	Burnworth et al.	D23/221
7,097,117	B2 *	8/2006	Zur et al.	239/276

* cited by examiner

Primary Examiner—Holly H. Baynham

Assistant Examiner—Sheryl Friedman

(74) *Attorney, Agent, or Firm*—Thomas R. Vigil

(57) **CLAIM**

I claim the ornamental design for a jet spike, as shown and described.

DESCRIPTION

FIG. 1 is a perspective view of the jet spike of the present invention;

FIG. 2 is a front elevational view of the jet spike shown in FIG. 1;

FIG. 3 is a left elevational view of the jet spike shown in FIG. 2; and

FIG. 4 is a back elevational view of the jet spike shown in FIG. 2.

FIG. 5 is a top plan view of the jet spike shown in FIG. 3; and,

FIG. 6 is a bottom plan view of the jet spike shown in FIG. 3.

1 Claim, 2 Drawing Sheets

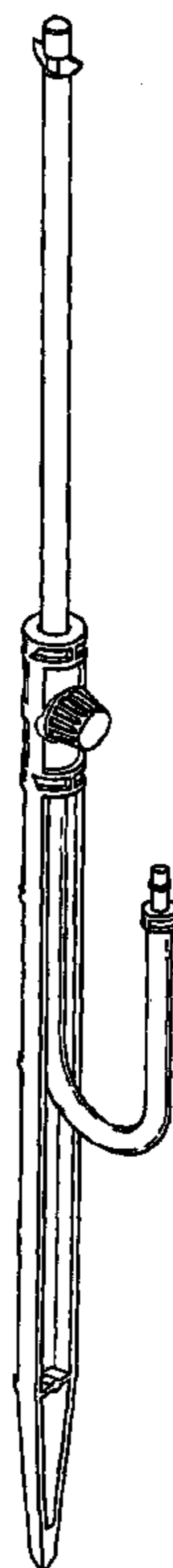


FIG. 1

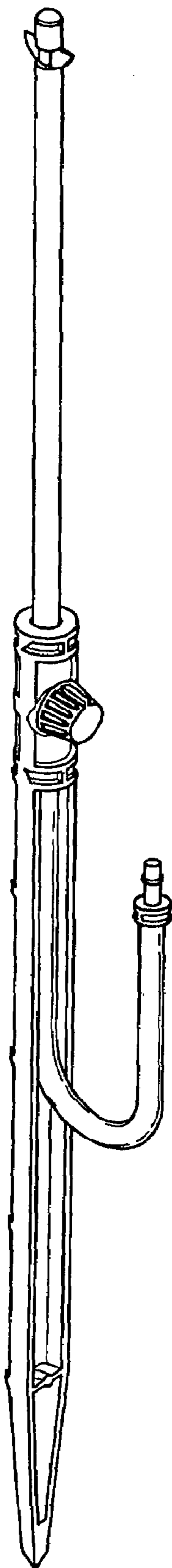


FIG. 2



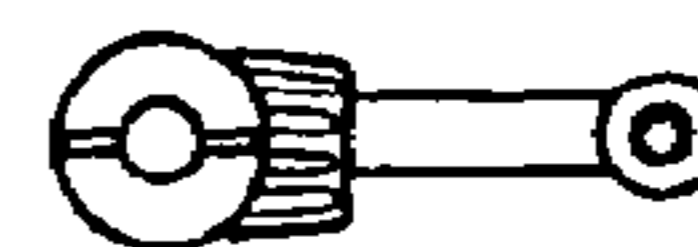
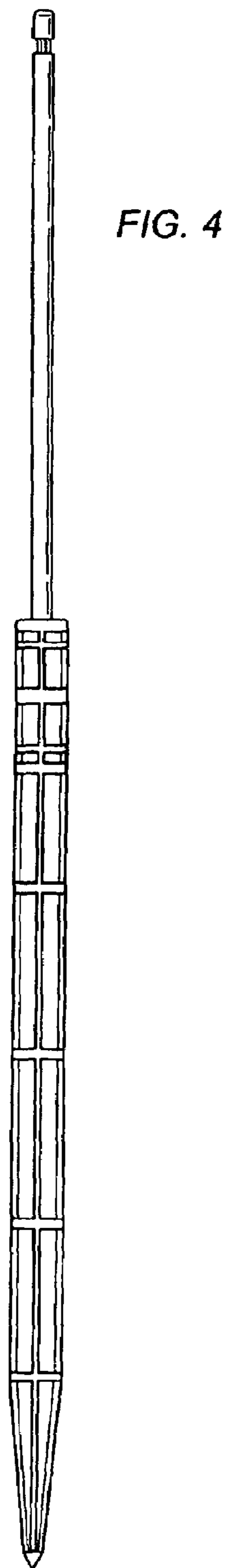
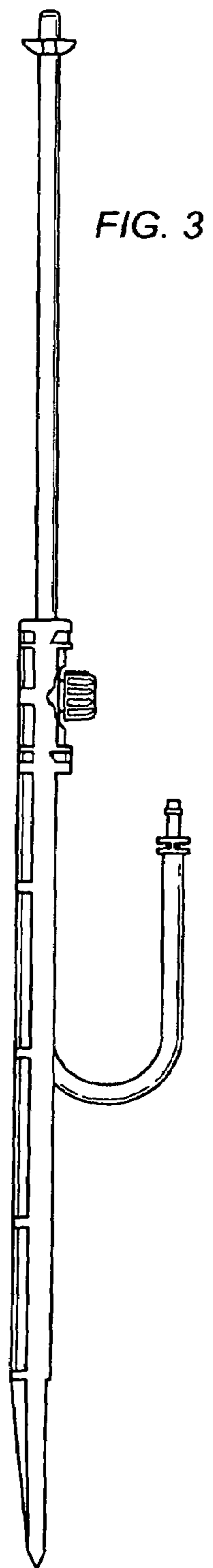


FIG. 5

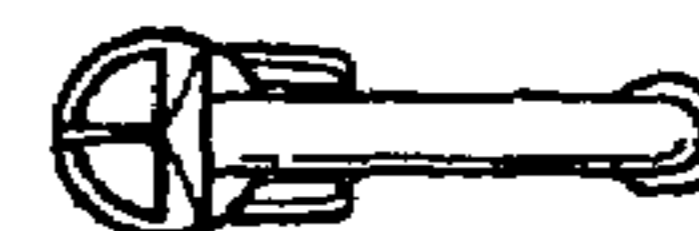


FIG. 6