



US00D589327S

(12) **United States Design Patent**  
**Carnevali**

(10) **Patent No.:** **US D589,327 S**  
(45) **Date of Patent:** **\*\* Mar. 31, 2009**

(54) **SUCTION CUP CLAMP**

(76) Inventor: **Jeffrey D. Carnevali**, 5957 Beach Dr.  
SW., Seattle, WA (US) 98136

(\*\*) Term: **14 Years**

(21) Appl. No.: **29/294,162**

(22) Filed: **Dec. 24, 2007**

(51) **LOC (9) Cl.** ..... **08-05**

(52) **U.S. Cl.** ..... **D8/354**

(58) **Field of Classification Search** ..... D8/14,  
D8/349, 154, 373, 394; D34/28, 35; 248/205.5,  
248/205.7, 208.8, 206.1, 206.2, 206.3, 309.3,  
248/362, 363, 537, 683; 294/64.1  
See application file for complete search history.

(56) **References Cited**

**U.S. PATENT DOCUMENTS**

- 3,152,828 A \* 10/1964 Lytle ..... 294/64.1
- 3,627,369 A \* 12/1971 Nixon ..... 294/64.1
- D302,107 S \* 7/1989 Adams ..... D8/354
- D327,215 S \* 6/1992 Pestone ..... D8/373
- D332,390 S \* 1/1993 Adams ..... D8/373
- D340,181 S \* 10/1993 Adams et al. .... D8/354
- D345,903 S \* 4/1994 Adams et al. .... D8/349
- D376,308 S \* 12/1996 Lee ..... D8/354
- 5,639,134 A \* 6/1997 Rusch et al. .... 294/64.1

- D388,691 S \* 1/1998 Adams ..... D8/354
- D391,837 S \* 3/1998 Adams ..... D8/354
- D408,725 S \* 4/1999 Adams ..... D8/373
- D423,329 S \* 4/2000 Adams ..... D8/354
- D446,623 S \* 8/2001 Smith ..... D34/35
- D490,201 S \* 5/2004 Liao ..... D34/28
- D506,380 S \* 6/2005 Chu ..... D8/349
- D510,853 S \* 10/2005 Liao ..... D8/354
- D553,478 S \* 10/2007 Liao ..... D8/354

\* cited by examiner

*Primary Examiner*—Holly H Baynham

*Assistant Examiner*—Cynthia M Chin

(74) *Attorney, Agent, or Firm*—Charles J. Rupnick

(57) **CLAIM**

The ornamental design for a suction cup clamp, as shown and described.

**DESCRIPTION**


FIG. 1 is perspective view of a suction cup clamp showing my new design;

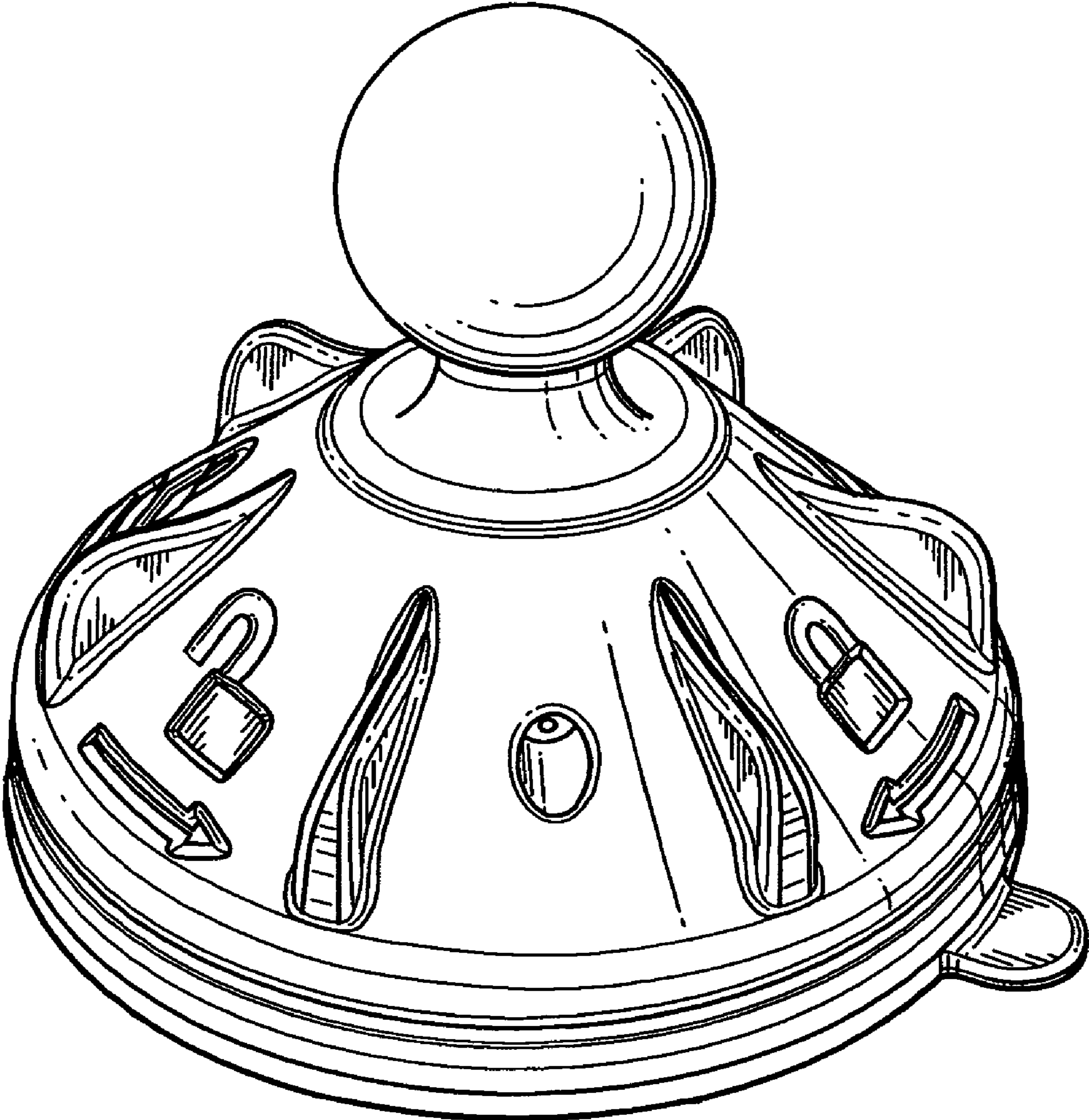
FIG. 2 is a top plan view thereof;

FIG. 3 is a side elevational view thereof; and,


FIG. 4 is bottom plan view thereof wherein the portions of the article shown in broken lines form no part of the claimed design.

**1 Claim, 4 Drawing Sheets**

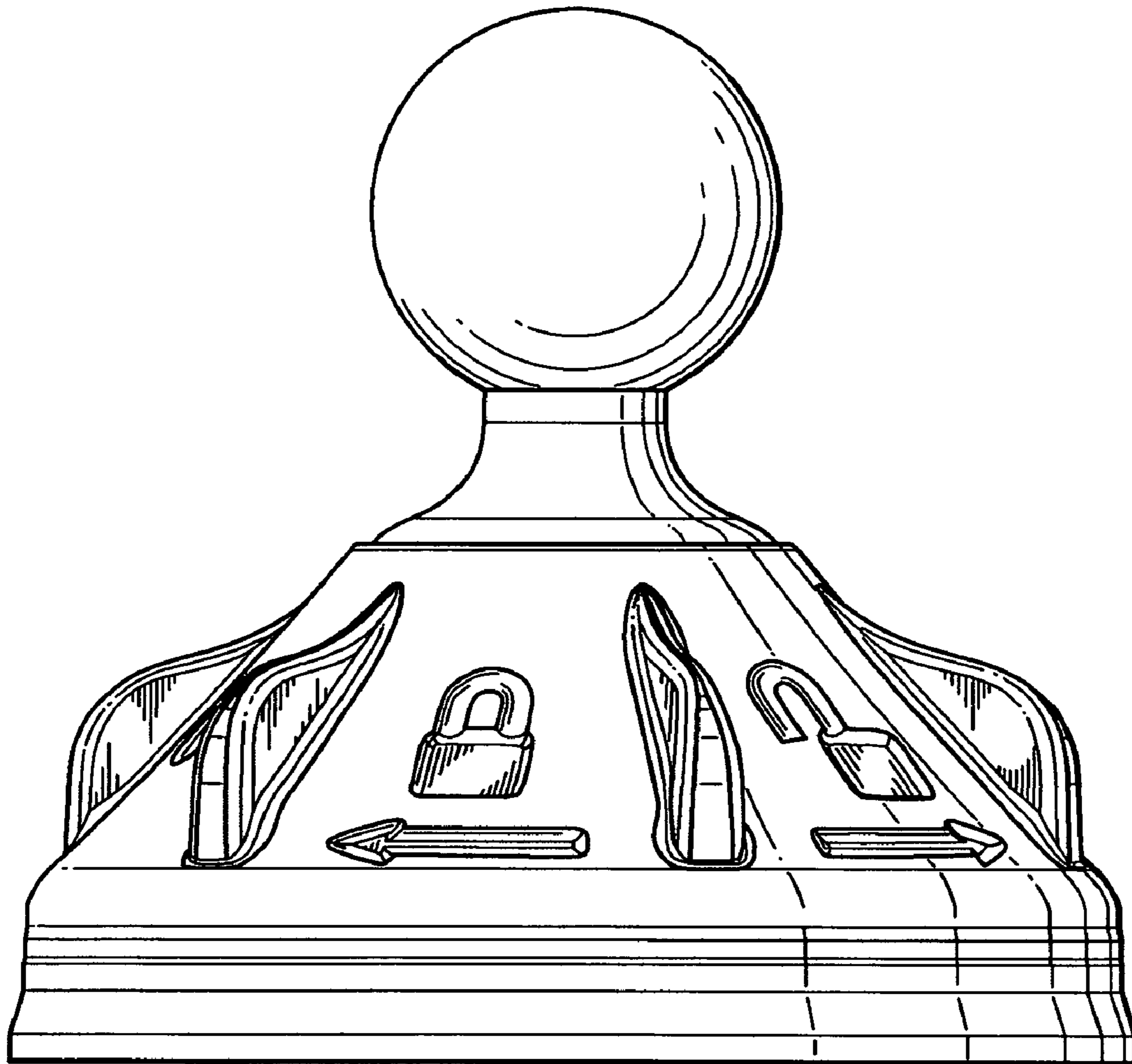




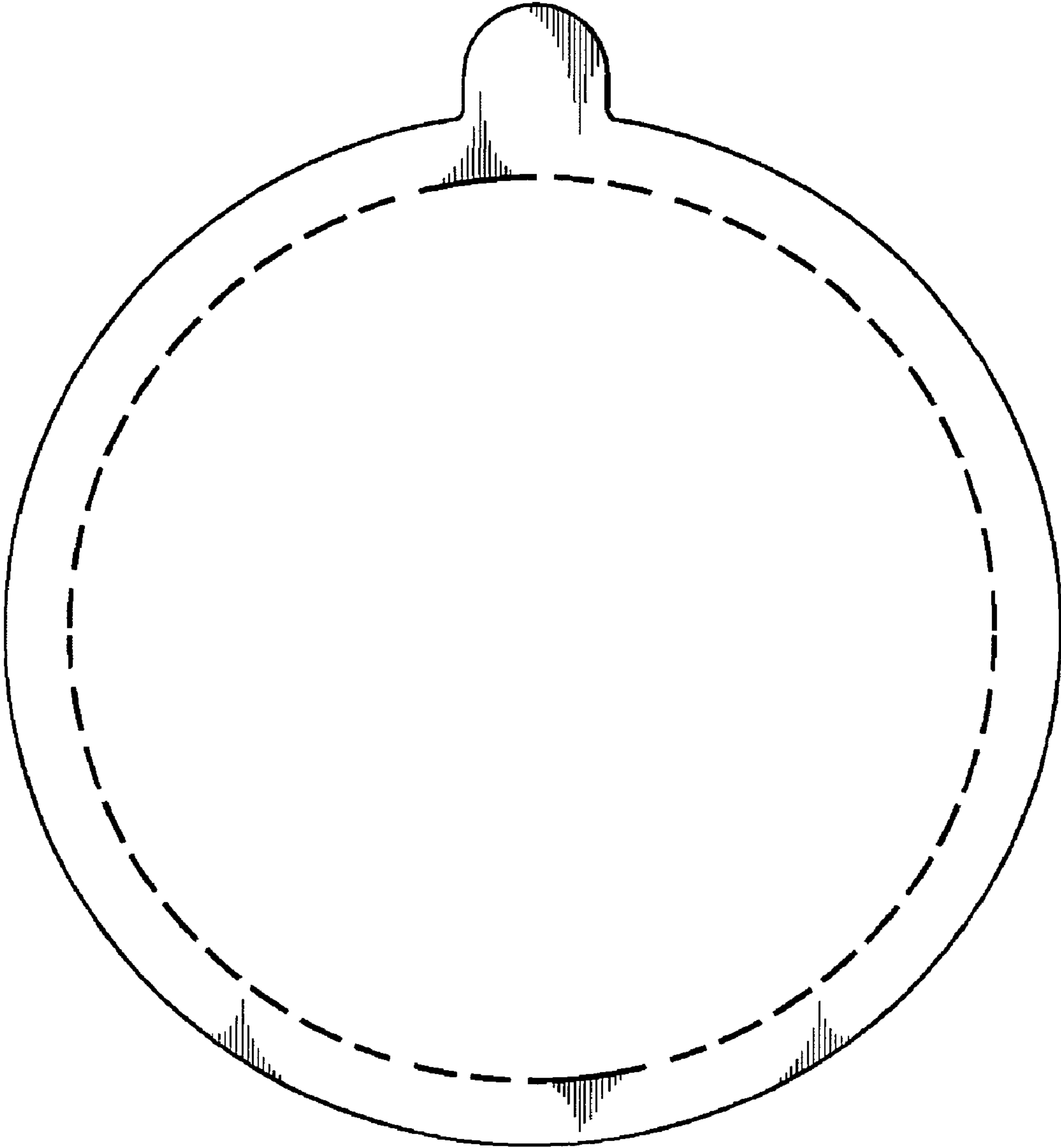
**FIG. 1**



**FIG. 2**



***FIG. 3***



**FIG.4**