



US00D589326S

(12) **United States Design Patent**  
**Mattson et al.**

(10) **Patent No.:** **US D589,326 S**  
(45) **Date of Patent:** **\*\* Mar. 31, 2009**

(54) **CABINET HANDLE**

(75) Inventors: **Deborah Mattson**, Plainwell, MI (US);  
**Jonathan Lorenz**, Grand Rapids, MI  
(US); **Scott A. Thor**, Grand Rapids, MI  
(US); **Kevin Dewald**, Spring Lake, MI  
(US)

(73) Assignee: **Belwith Products, LLC**, Grandville, MI  
(US)

(\*\*) Term: **14 Years**

(21) Appl. No.: **29/320,295**

(22) Filed: **Jun. 25, 2008**

**Related U.S. Application Data**

(62) Division of application No. 29/277,087, filed on Feb.  
13, 2007, now Pat. No. Des. 581,769.

(51) **LOC (9) Cl.** ..... **08-06**

(52) **U.S. Cl.** ..... **D8/321**

(58) **Field of Classification Search** ..... D8/300,  
D8/302, 305, 307, 310-321, DIG. 1, DIG. 2;  
D7/393, 394; D3/318; D23/250-254, 303,  
D23/305; D6/524, 550, 546-549, 518-523;  
D15/89; 292/347, 336.3; 16/441, 118, 111 R,  
16/110 R, DIG. 19, DIG. 30, 110.1, 412,  
16/414-420, 443-446; 211/16; 220/752-754;  
108/29

See application file for complete search history.

(56) **References Cited**

**U.S. PATENT DOCUMENTS**

D820 S *	8/1856	Blake et al.	D8/313
354,607 A *	12/1886	Matthews	29/896.5
D18,978 S *	4/1889	Coffin	D8/313
D53,683 S *	8/1919	Jordan	D6/549
D83,924 S *	4/1931	Sakier	D23/245
1,855,482 A *	4/1932	McArthur	16/417
D169,533 S *	5/1953	Deadrick	D8/319
2,793,386 A *	5/1957	Muhlhauser	16/416
2,796,627 A *	6/1957	Heyer	16/417

D180,684 S *	7/1957	Clayton	D8/317
D185,098 S *	5/1959	Prescott	D8/307
D185,283 S *	5/1959	Heyer	D8/307
3,487,496 A *	1/1970	Warbington et al.	16/414
D242,619 S *	12/1976	Bake et al.	D23/250
D247,663 S *	4/1978	Spellier	D8/313
D248,624 S *	7/1978	Spellier	D8/313
D322,385 S *	12/1991	Simonton et al.	D8/313
D327,530 S *	6/1992	Rawald	D23/250
D429,140 S *	8/2000	Schacht et al.	D8/314
D442,846 S *	5/2001	Bastian	D8/313
D457,800 S *	5/2002	Petri	D8/313
D466,741 S *	12/2002	Moore	D6/549
D473,932 S *	4/2003	Caplow	D23/252
D477,951 S *	8/2003	Ouano	D6/549
D478,755 S *	8/2003	Moore	D6/524
D482,917 S *	12/2003	Chen	D6/524
D490,612 S *	6/2004	Fenton	D3/318
D501,785 S *	2/2005	Mogus	D8/313
D508,197 S *	8/2005	Baldwin et al.	D8/313
D518,152 S *	3/2006	Theberge	D23/252

(Continued)

*Primary Examiner*—Stella M Reid

*Assistant Examiner*—Mark A Goodwin

(74) *Attorney, Agent, or Firm*—Perman & Green, LLP

(57) **CLAIM**

The ornamental design for a cabinet handle, as shown and described.

**DESCRIPTION**

FIG. 1 is a perspective view of cabinet handle showing our new design;

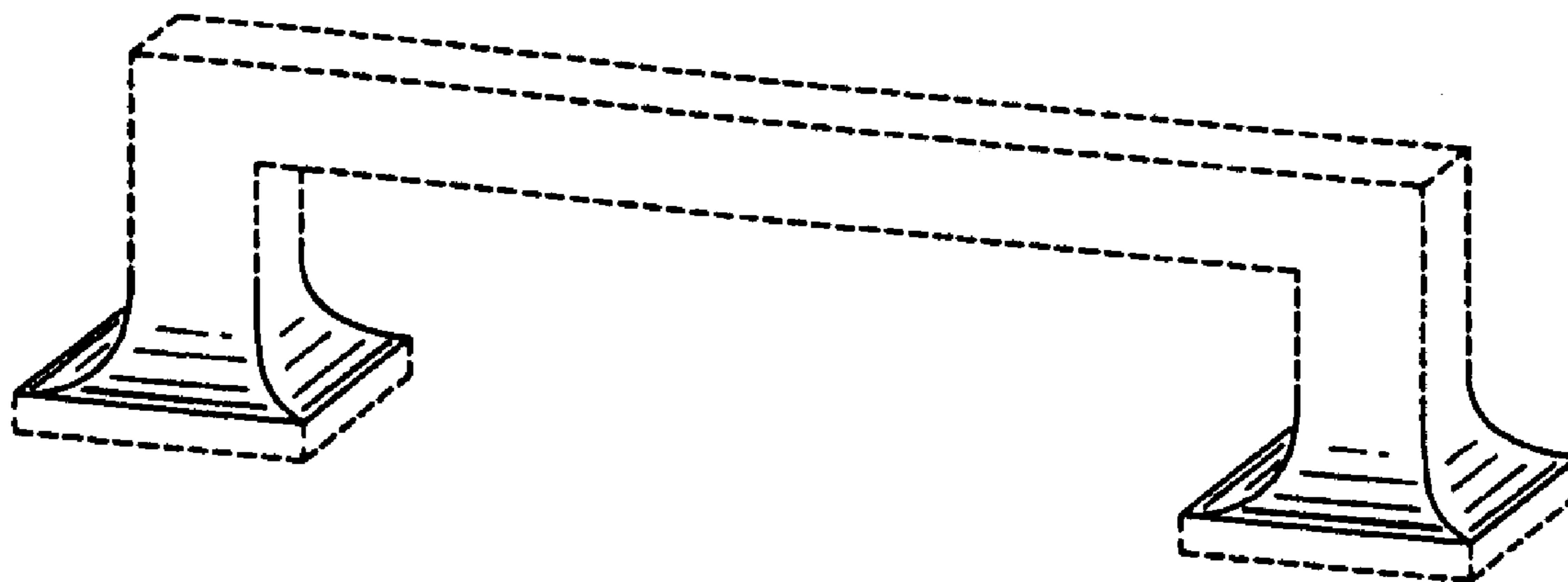
FIG. 2 is a top view thereof;

FIG. 3 is a front view thereof; and,

FIG. 4 is side view thereof.

The broken lines showing the upper and lower portion of the cabinet handle are included for the purpose of illustrating portions of the cabinet handle and form no part of the claimed design.

**1 Claim, 1 Drawing Sheet**



# US D589,326 S

Page 2

---

## U.S. PATENT DOCUMENTS

D530,793 S	*	10/2006	Sutopo .....	D23/255	D546,424 S	*	7/2007	Kohler et al. ....	D23/255
D530,956 S	*	10/2006	Gilbert .....	D6/550	D550,009 S	*	9/2007	Rexach .....	D6/524
D542,622 S	*	5/2007	Ricereto .....	D8/307	D553,404 S	*	10/2007	Rexach .....	D6/524
D543,436 S	*	5/2007	Ricereto .....	D8/316	D573,823 S	*	7/2008	Ko .....	D6/524

\* cited by examiner

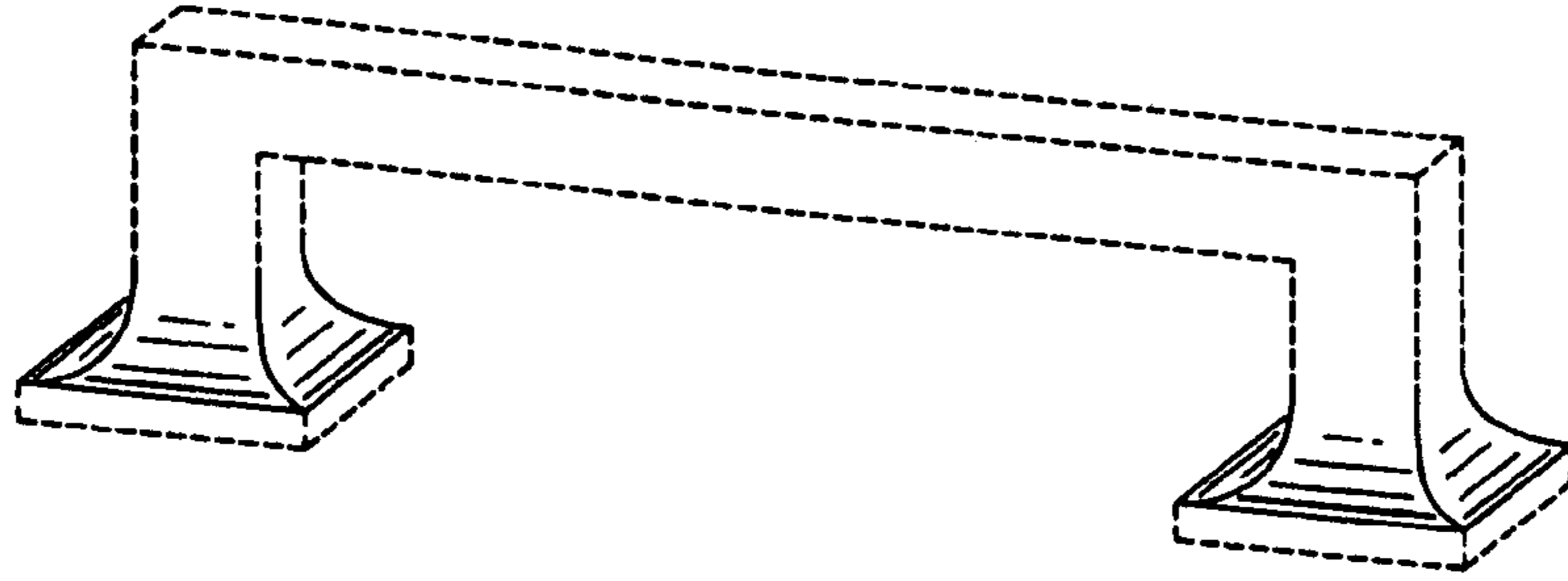


FIG. 1




FIG. 2

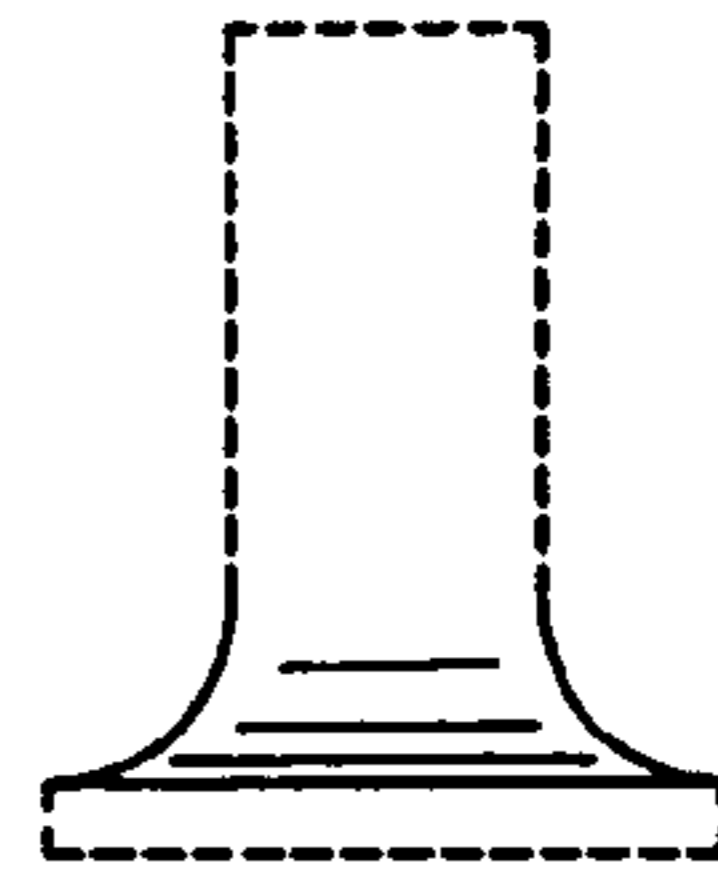


FIG. 4




FIG. 3