



US00D589320S

(12) **United States Design Patent**
Gobbi

(10) **Patent No.:** **US D589,320 S**
(45) **Date of Patent:** **** Mar. 31, 2009**

(54) **ICE AXE**
(75) Inventor: **Gioachino Gobbi**, Courmayeur (IT)
(73) Assignee: **Grivel S.R.L.**, Regione Les Forges (IT)
(**) Term: **14 Years**

5,345,635 A * 9/1994 Morgan 7/116
5,937,466 A * 8/1999 Brainerd et al. 7/145
5,996,235 A * 12/1999 Brainerd 30/308.1
D448,639 S * 10/2001 Petzl D8/76
D448,640 S * 10/2001 Petzl D8/76
6,357,067 B1 * 3/2002 Jones 7/116
6,944,955 B2 * 9/2005 Skrivan et al. 30/308.1
7,225,544 B2 * 6/2007 Petzl 30/381

(21) Appl. No.: **29/252,102**
(22) Filed: **Jan. 18, 2006**

* cited by examiner

Primary Examiner—Philip S Hyder
(74) *Attorney, Agent, or Firm*—Ladas & Parry LLP

(30) **Foreign Application Priority Data**
Jul. 19, 2005 (EM) 000374400

(57) **CLAIM**

(51) **LOC (9) Cl.** **08-02**
(52) **U.S. Cl.** **D8/76**
(58) **Field of Classification Search** D8/75,
D8/76, 77, 78, 79, 80, 81, 88, 89, 107, 98;
30/308.1, 312, 308.2, 340, 342; 7/116, 161,
7/14; 81/20

The ornamental design for an ice axe, as shown and described.

DESCRIPTION

See application file for complete search history.

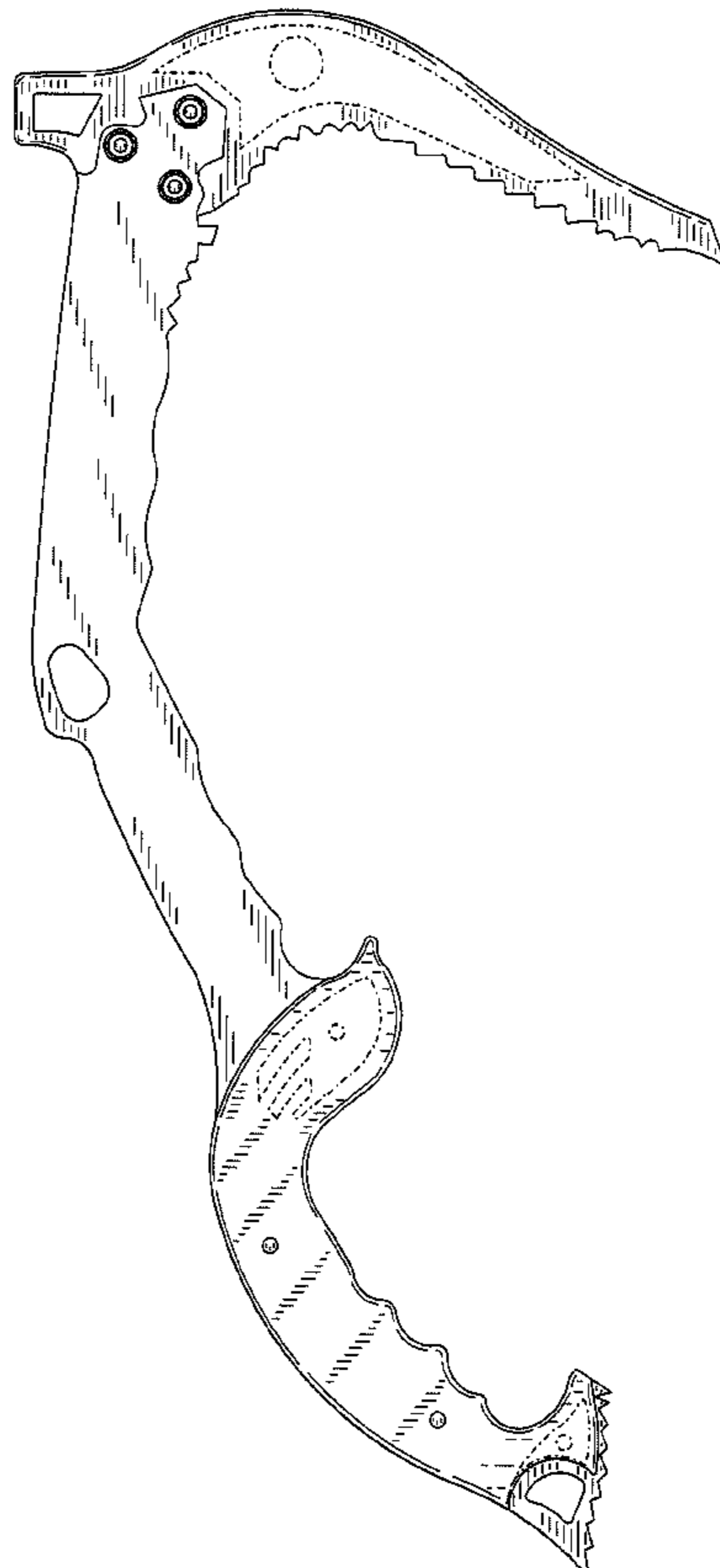
FIG. 1 is a front view of an ice axe of my new design;
FIG. 2 is a rear view thereof;
FIG. 3 is a right side view thereof;
FIG. 4 is a left side view thereof;
FIG. 5 is a top plan view thereof; and,
FIG. 6 is a bottom plan view thereof.

The broken lines are for illustrative purposes only and form no part of the claimed design.

(56) **References Cited**
U.S. PATENT DOCUMENTS

3,735,434 A * 5/1973 Penberthy 7/158
4,023,606 A * 5/1977 Kneissl 30/308.1
4,308,628 A * 1/1982 Kunberger et al. 7/145
D266,903 S * 11/1982 Tarran D8/76
4,432,404 A * 2/1984 Clark et al. 30/308.3

1 Claim, 4 Drawing Sheets



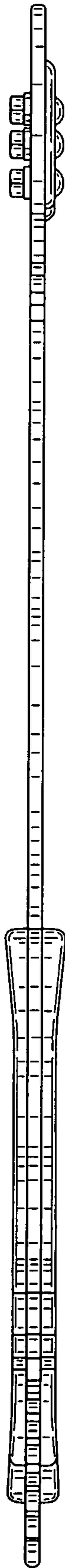


FIG. 1

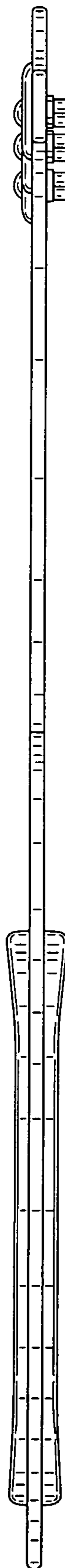


FIG. 2

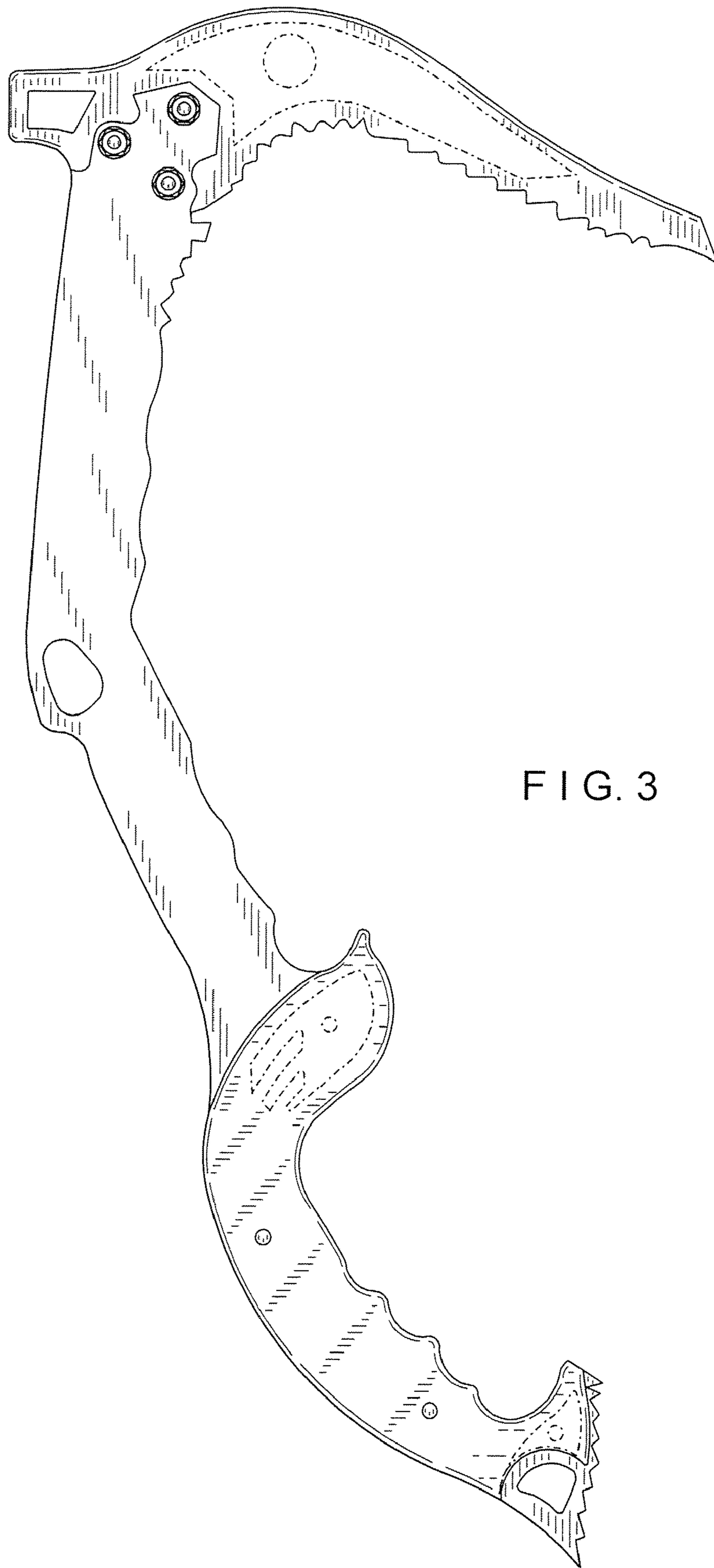


FIG. 3

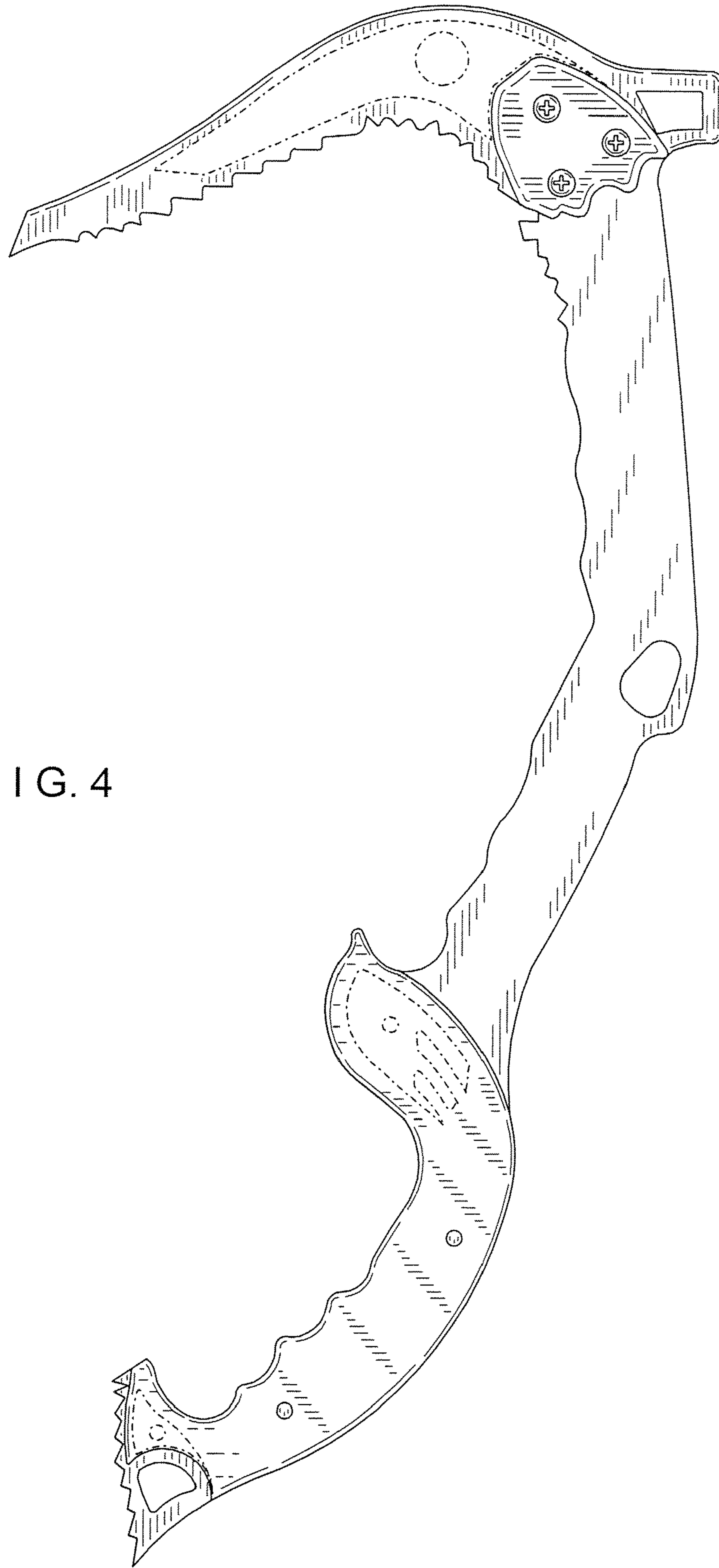


FIG. 4

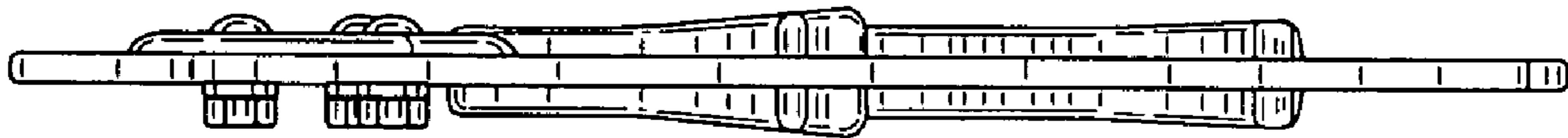


FIG. 5

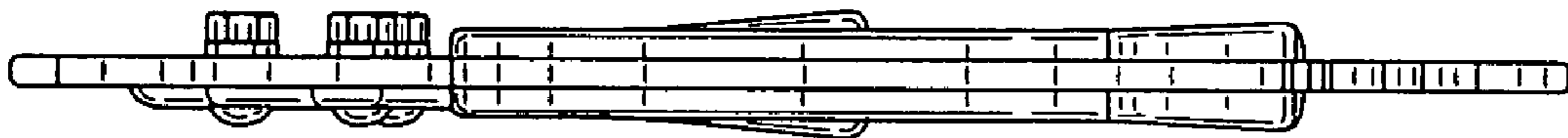


FIG. 6