



US00D589305S

(12) **United States Design Patent**
Morales

(10) **Patent No.:** **US D589,305 S**

(45) **Date of Patent:** **** Mar. 31, 2009**

(54) **CASE**

(75) Inventor: **Hernando Morales**, Bogota (CO)

(73) Assignee: **Polimes S.A.**, Bogata (CO)

(**) Term: **14 Years**

(21) Appl. No.: **29/300,138**

(22) Filed: **Feb. 26, 2008**

(51) **LOC (9) Cl.** **07-01**

(52) **U.S. Cl.** **D7/629**

(58) **Field of Classification Search** D7/601,
D7/602, 629, 709; D3/282, 273, 274; 99/426;
206/457, 4.23, 521.1, 524.1, 525, 560-565,
206/372, 373; 220/4.21-4.23, 754, 521,
220/810, 811, 847, 848, 845

See application file for complete search history.

(56) **References Cited**

U.S. PATENT DOCUMENTS

D331,662 S * 12/1992 Melk D3/282
D389,021 S * 1/1998 Rausch D7/709

6,044,973 A * 4/2000 Vasudeva 206/373
D508,773 S * 8/2005 Singh D3/282
D517,317 S * 3/2006 Singh D3/282

* cited by examiner

Primary Examiner—Terry A Wallace

(74) *Attorney, Agent, or Firm*—Dennison, Schultz & MacDonald

(57) **CLAIM**

The ornamental design for a case, as shown and described.

DESCRIPTION

FIG. 1 is a top plan view thereof showing my new design;
FIG. 2 is a bottom plan view thereof;
FIG. 3 is a rear elevational view thereof;
FIG. 4 is a front elevational view thereof;
FIG. 5 is a left elevational view thereof;
FIG. 6 is a right elevational view thereof; and,
FIG. 7 is a front perspective view thereof.

1 Claim, 7 Drawing Sheets




FIG 1

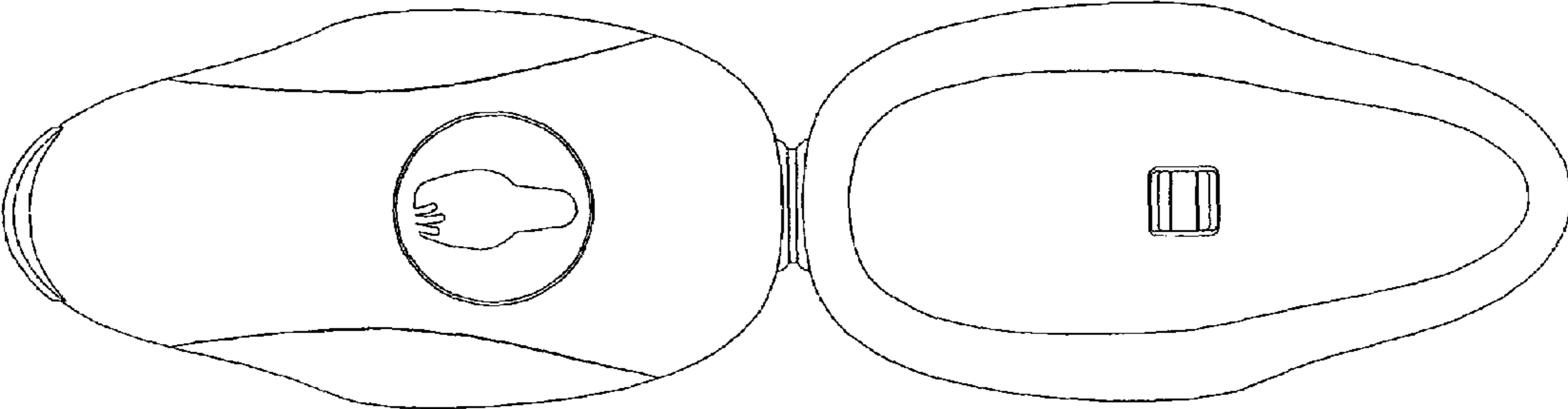


FIG 2

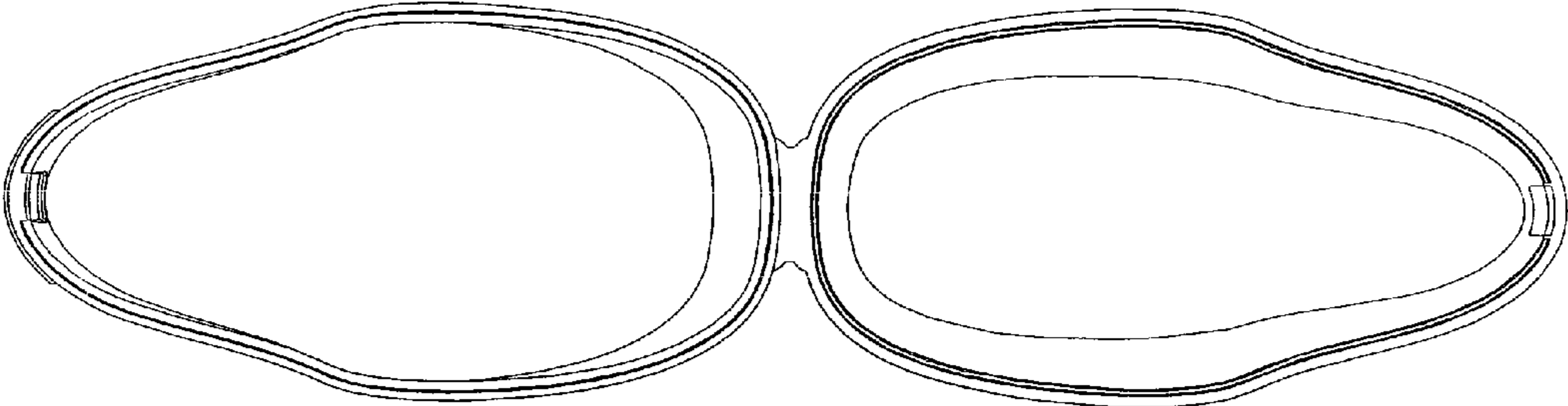


FIG 3

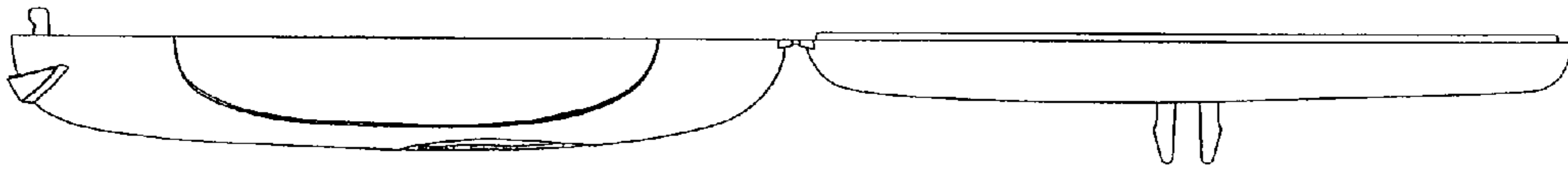


FIG 4

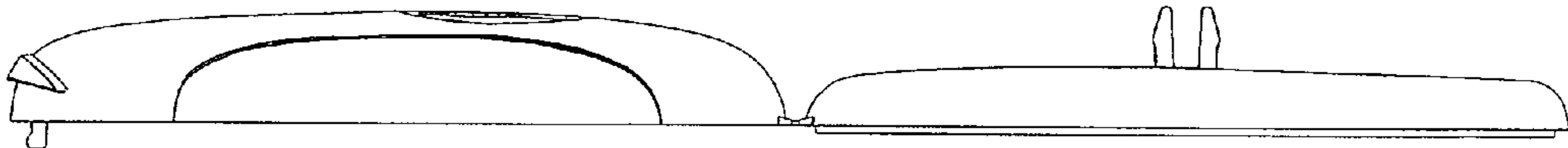


FIG 5

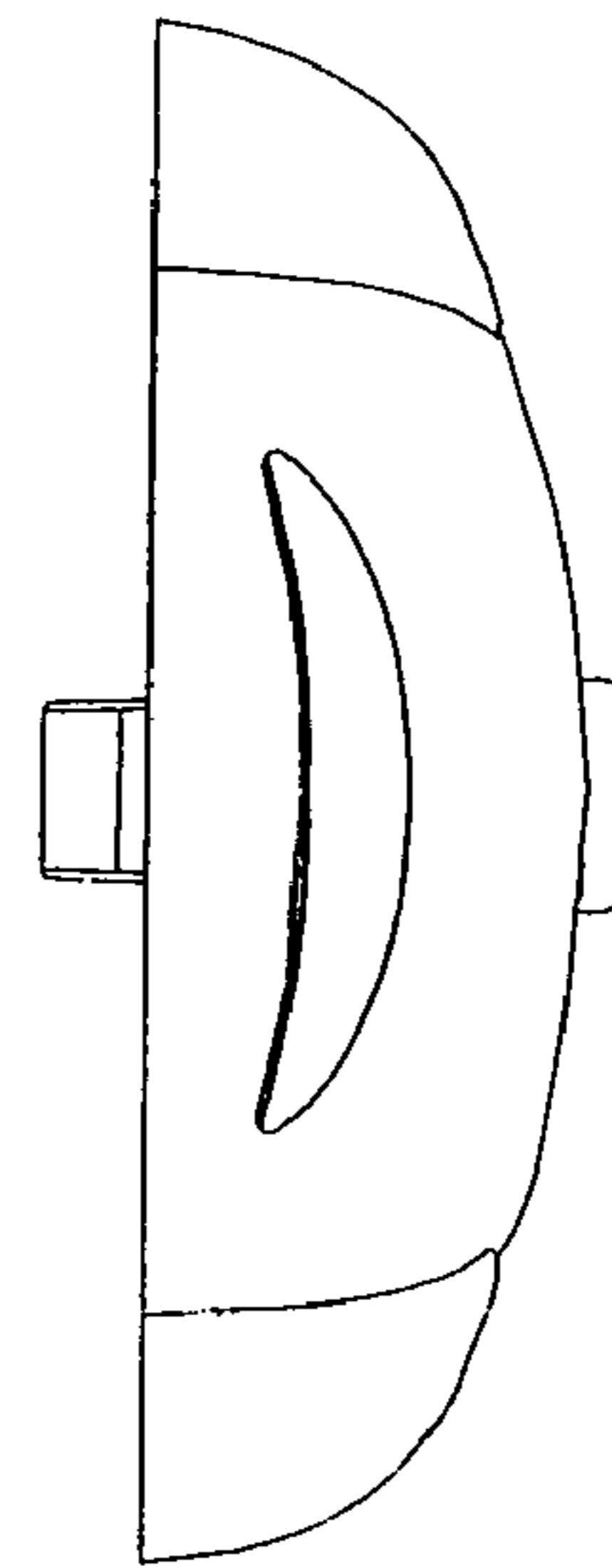


FIG 6

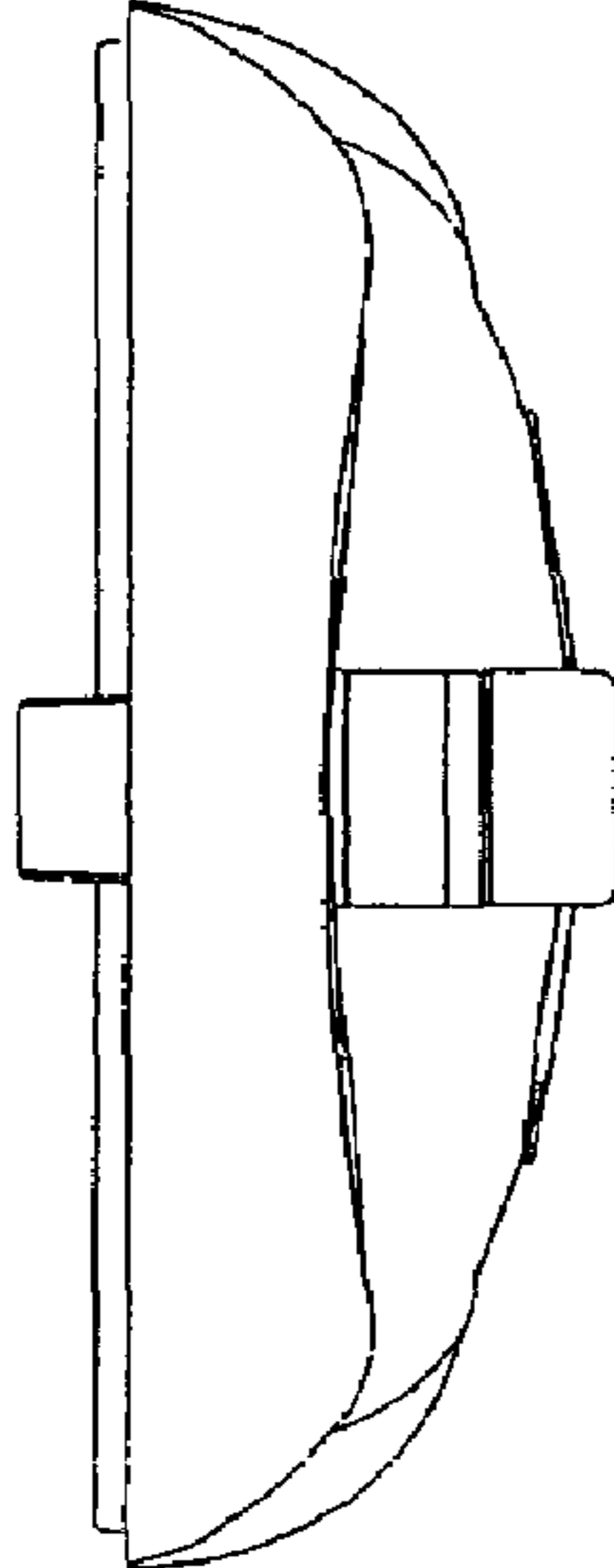


FIG 7

