



US00D589303S

(12) **United States Design Patent**  
**Sarnoff et al.**

(10) **Patent No.:** **US D589,303 S**  
(45) **Date of Patent:** **\*\* Mar. 31, 2009**

(54) **SERVING TRAY**

(75) Inventors: **Norton Sarnoff**, Northbrook, IL (US);  
**Raj Patel**, Lake Zurich, IL (US)

(73) Assignee: **Handi-Foil Corporation**, Wheeling, IL (US)

(\*\*) Term: **14 Years**

(21) Appl. No.: **29/305,659**

(22) Filed: **Mar. 26, 2008**

(51) **LOC (9) Cl.** ..... **07-01**

(52) **U.S. Cl.** ..... **D7/586; D7/568**

(58) **Field of Classification Search** ..... D7/500,  
D7/505, 540, 555, 560, 554.2, 566, 584, 585,  
D7/587, 570, 567, 543, 624.1, 552.1, 553.4,  
D7/554.3, 554.4, 557, 561, 562, 586; 229/401;  
220/574.1, 575, 574.2; 206/426, 454, 563,  
206/564; D9/456

See application file for complete search history.

(56) **References Cited**

**U.S. PATENT DOCUMENTS**

D227,639 S \* 7/1973 Eicholtz ..... D7/585  
D293,995 S \* 2/1988 Shin ..... D7/585  
D496,223 S \* 9/2004 Clarichetti ..... D7/570

D508,823 S \* 8/2005 Vendl et al. .... D7/566  
D525,083 S \* 7/2006 Hayes et al. .... D7/570  
D527,584 S \* 9/2006 Hayes et al. .... D7/570  
D533,031 S \* 12/2006 Hayes et al. .... D7/570  
D552,424 S \* 10/2007 Hayes et al. .... D7/585  
D552,425 S \* 10/2007 Hayes et al. .... D7/585  
D576,840 S \* 9/2008 Hayes et al. .... D7/585

\* cited by examiner

*Primary Examiner*—Charles A Rademaker

(74) *Attorney, Agent, or Firm*—Adam K. Sacharoff; Much  
Shelist

(57) **CLAIM**

The ornamental design for the serving tray, as shown and described.

**DESCRIPTION**

FIG. 1 is a top perspective view of a serving tray showing our new design;

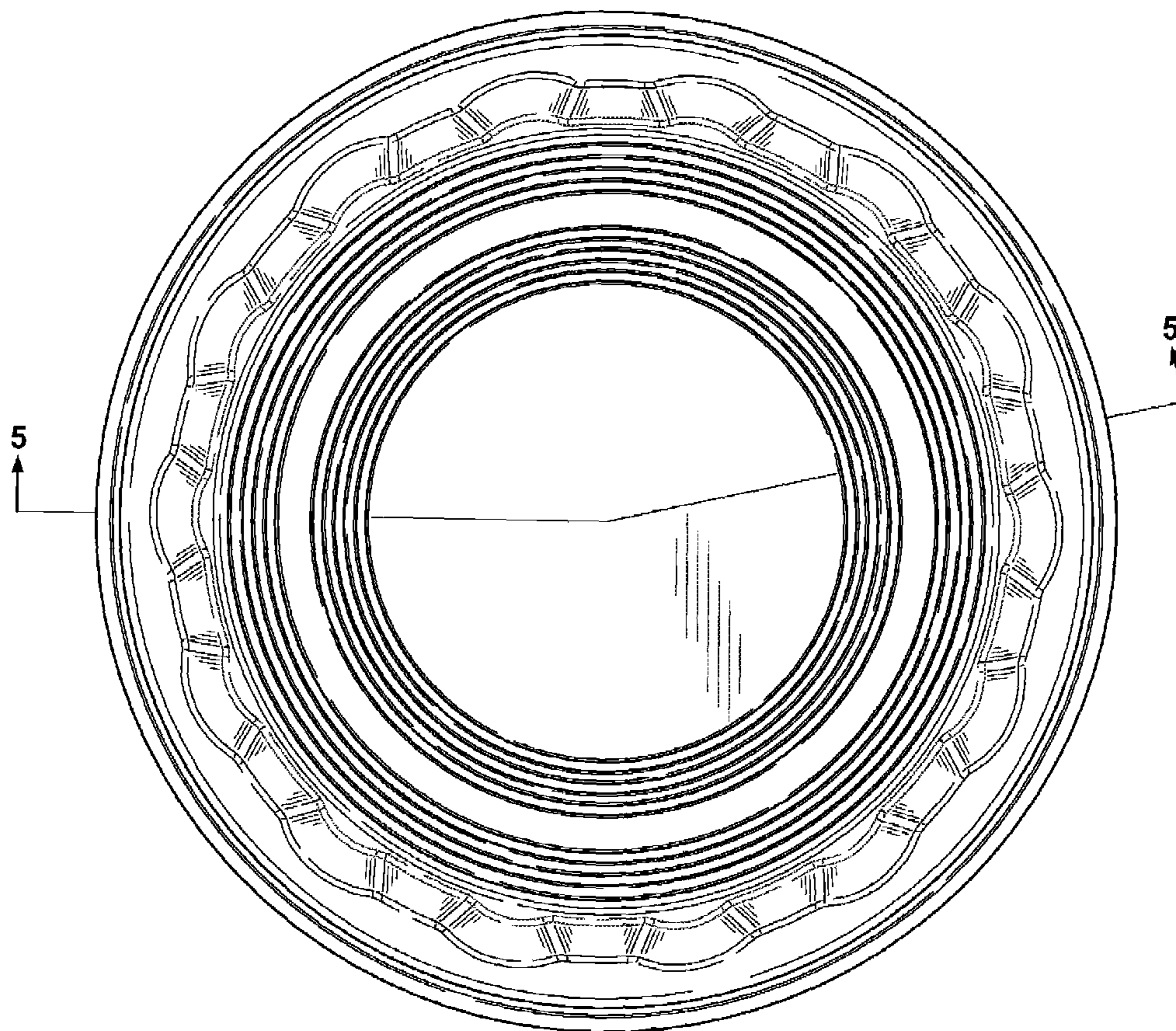
FIG. 2 is a top plan view thereof;

FIG. 3 is a bottom plan thereof;

FIG. 4 is a side elevation thereof, all sides being the same; and,

FIG. 5 is a cross-sectional view thereof taken along line 5—5 in FIG. 2.

**1 Claim, 3 Drawing Sheets**



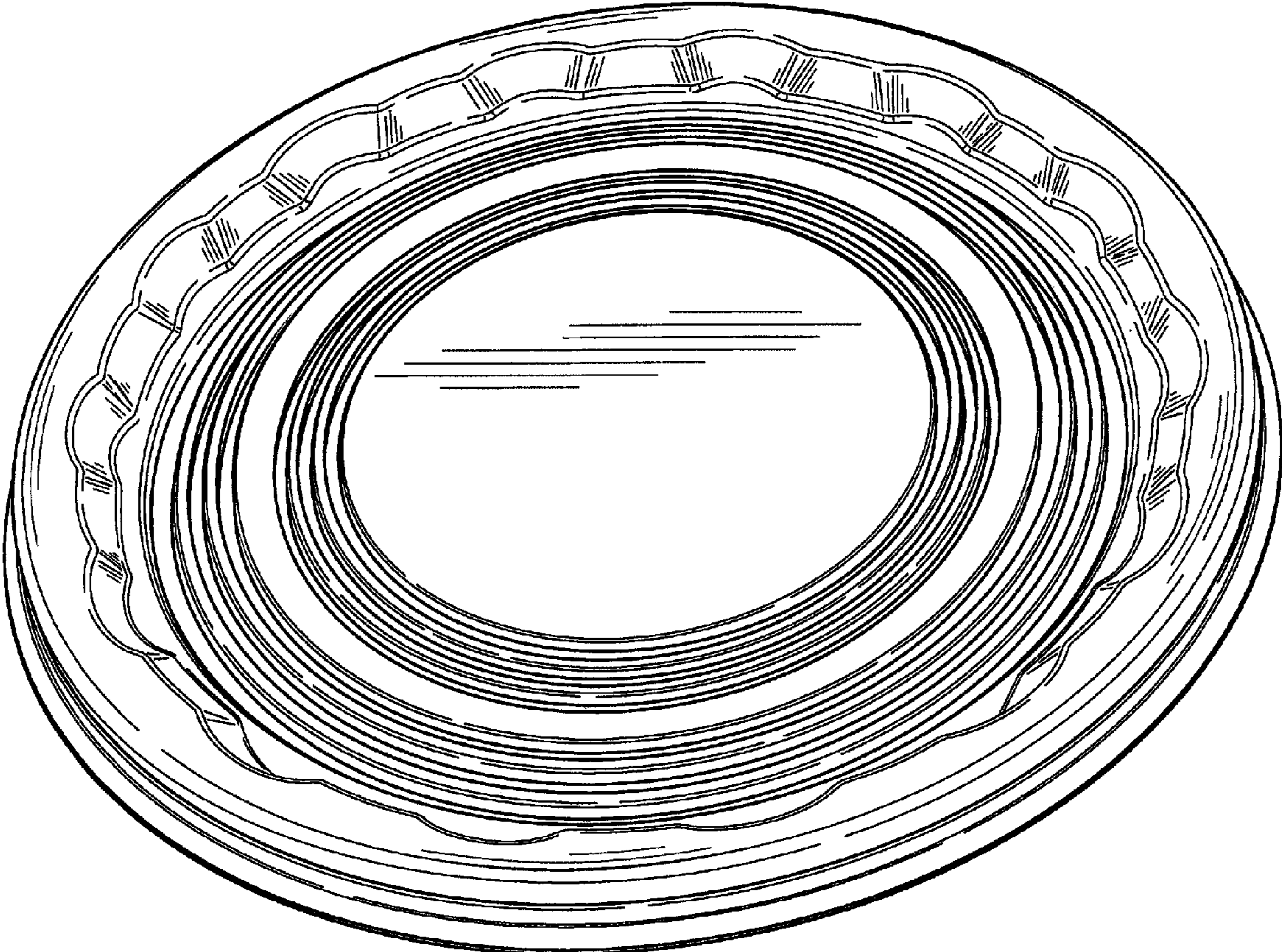


FIG. 1



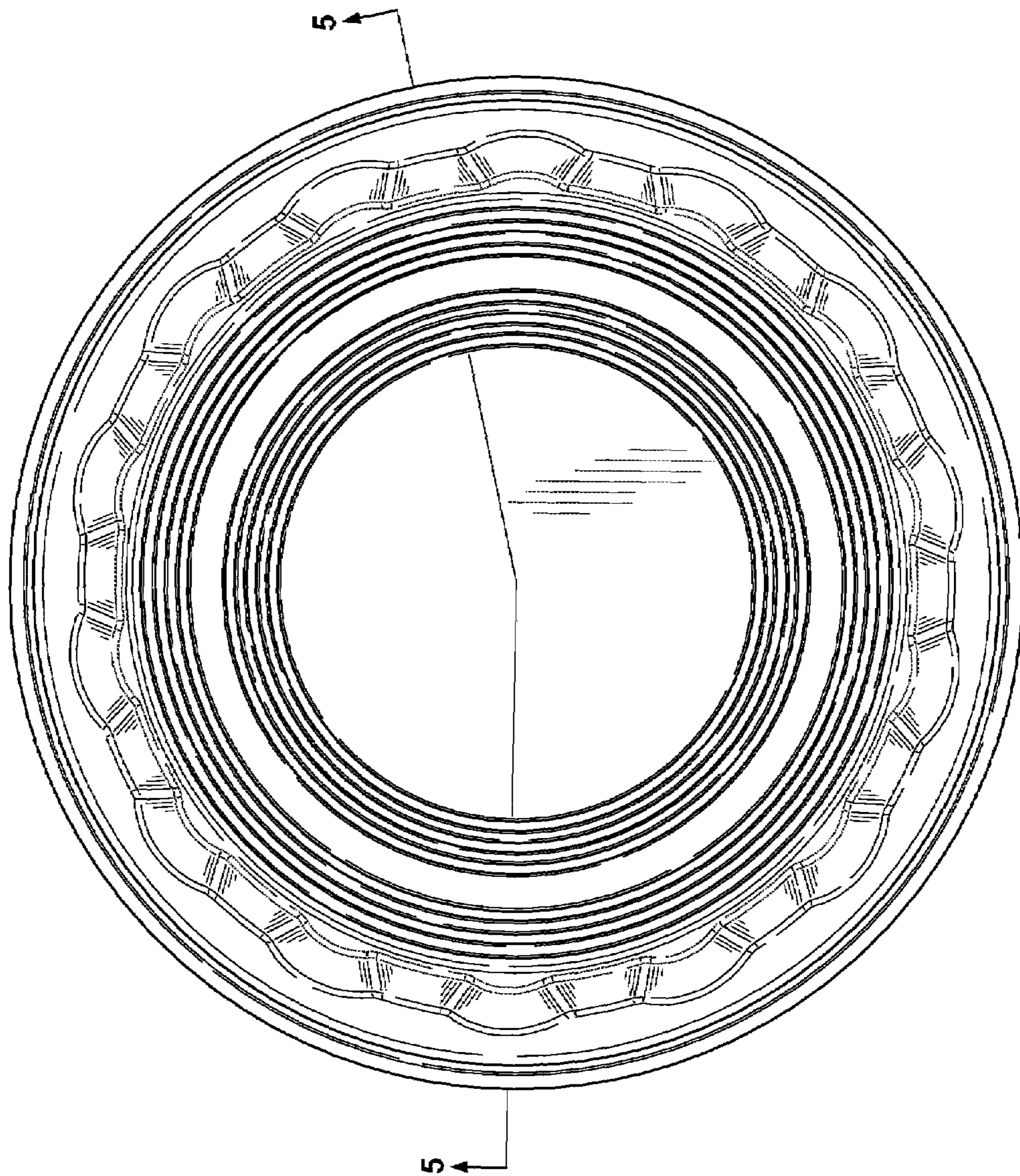


FIG. 2

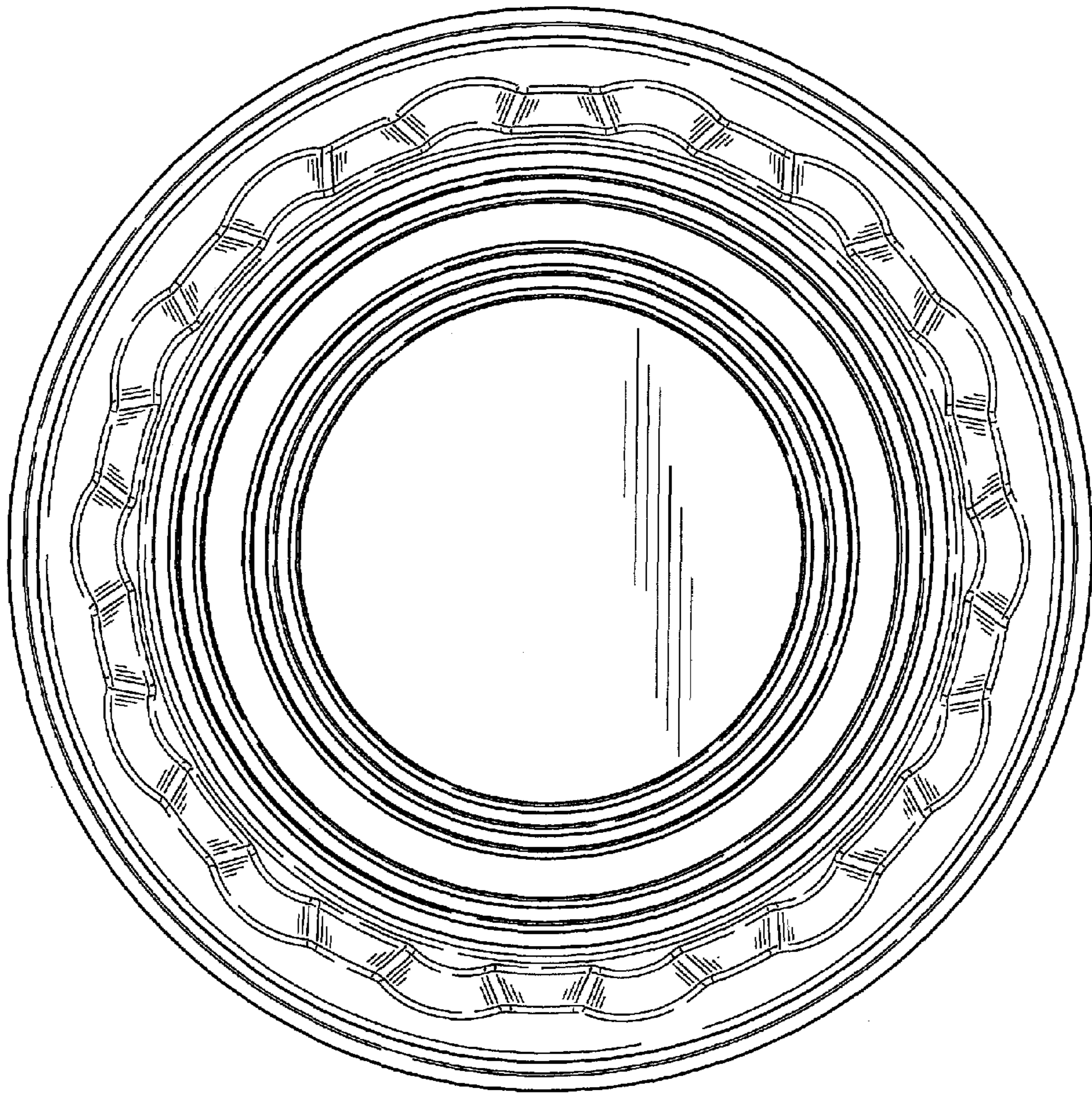


FIG. 3




FIG. 4

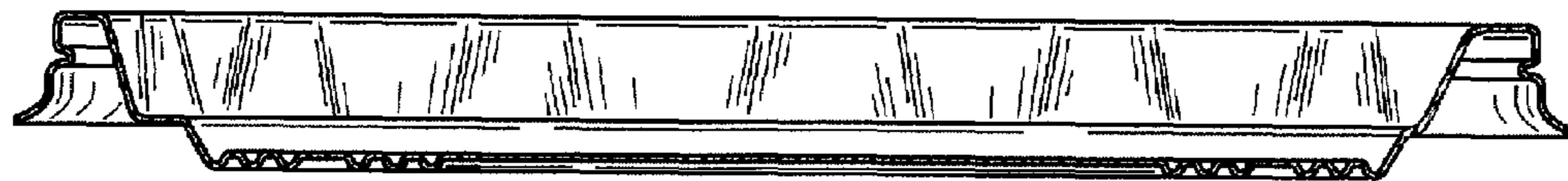


FIG. 5