



US00D589302S

(12) **United States Design Patent**  
**Sawatsky**

(10) **Patent No.:** **US D589,302 S**  
(45) **Date of Patent:** **\*\* Mar. 31, 2009**

(54) **PLATE**

(75) Inventor: **Paul Sawatsky**, City of Industry, CA  
(US)

(73) Assignee: **Thunder Group, Inc.**, City of Industry,  
CA (US)

(\*\*) Term: **14 Years**

(21) Appl. No.: **29/325,460**

(22) Filed: **Oct. 1, 2008**

D216,559 S *	2/1970	Takeokh .....	D7/582
D220,519 S *	4/1971	Garow .....	D7/582
D222,167 S *	10/1971	Durand .....	D7/582
D230,344 S *	2/1974	Taylor .....	D7/391
D237,341 S *	10/1975	Makita .....	D7/582
D240,694 S *	7/1976	Durand .....	D7/582
D241,300 S *	9/1976	Benes .....	D7/564
D260,127 S *	8/1981	Rothstein .....	D7/396.4
D266,817 S *	11/1982	Williams .....	D7/582
D289,678 S *	5/1987	Kwiatkowski .....	D23/367
D296,061 S *	6/1988	Durand .....	D7/564
D305,847 S *	2/1990	Durand .....	D7/564
D342,186 S *	12/1993	Frere .....	D7/396.1

**Related U.S. Application Data**

(62) Division of application No. 29/283,607, filed on Aug.  
17, 2007, now Pat. No. Des. 580,713.

(51) **LOC (9) Cl.** ..... **07-01**

(52) **U.S. Cl.** ..... **D7/582; D7/551.1**

(58) **Field of Classification Search** ..... D7/571,  
D7/576, 582, 567, 564, 518, 551.1, 551.2,  
D7/566; 220/574, 575

See application file for complete search history.

(56) **References Cited**

**U.S. PATENT DOCUMENTS**

D41,955 S *	12/1911	Herebok .....	D7/582
D80,498 S *	2/1930	Sebring .....	D7/582
D112,945 S *	1/1939	Koch .....	D7/582
D115,350 S *	6/1939	Pfuhl .....	D7/581
D115,840 S *	7/1939	Walker .....	D7/582
D165,723 S *	1/1952	Schneecloeh .....	D7/544
D169,886 S *	6/1953	Baker .....	D7/582
D190,092 S *	4/1961	Stone .....	D7/567
D201,512 S *	6/1965	Masuda .....	D7/582
D211,655 S *	7/1968	Masuda .....	D7/582

**OTHER PUBLICATIONS**

U.S. Appl. No. 29/283,609, filed Aug. 17, 2007, entitled "Vessel".  
U.S. Appl. No. 29/325,464, filed Oct. 1, 2008, entitled "Vessel".

\* cited by examiner

*Primary Examiner*—Marianne Pandozzi

(74) *Attorney, Agent, or Firm*—Stevens & Showalter LLP

(57) **CLAIM**

The ornamental design for a "plate," as shown and described.

**DESCRIPTION**

FIG. 1 is a perspective view of plate showing my new design;

FIG. 2 is a front view of FIG. 1;

FIG. 3 is a rear view of FIG. 1;

FIG. 4 is a left side view of FIG. 1;

FIG. 5 is a right side view of FIG. 1;

FIG. 6 is a top view of FIG. 1; and,

FIG. 7 is a bottom view of FIG. 1.

**1 Claim, 5 Drawing Sheets**






FIG. 1



FIG. 2

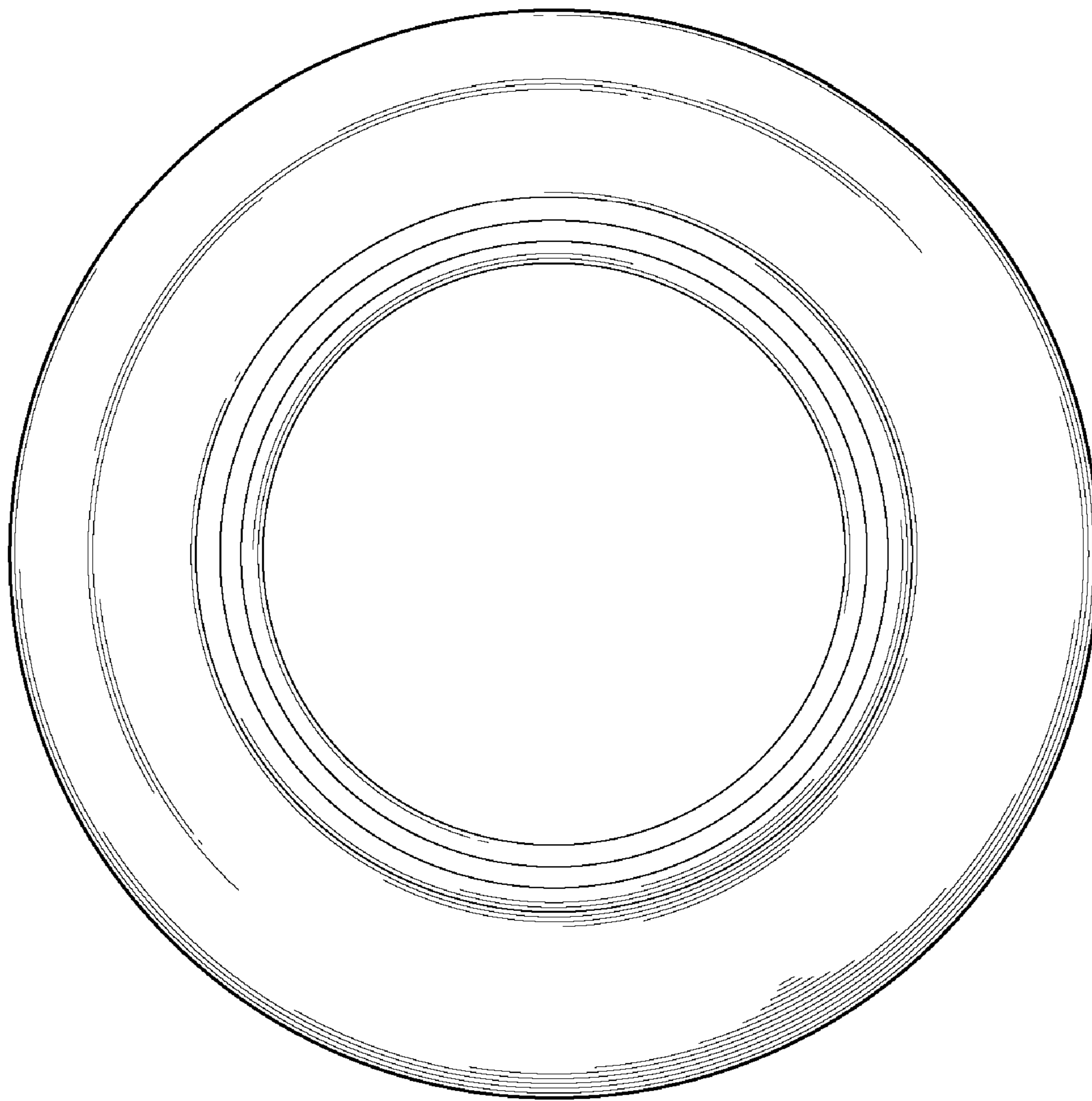


FIG. 3

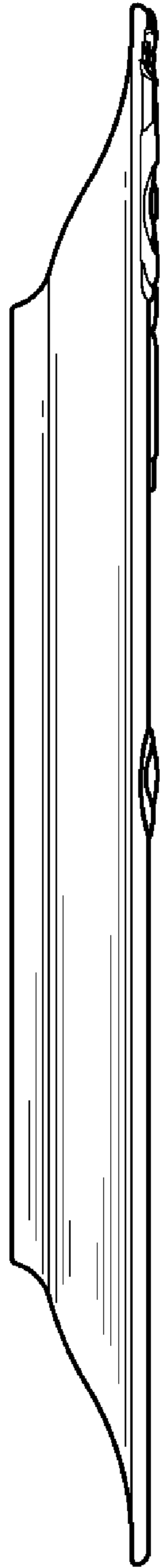


FIG. 4

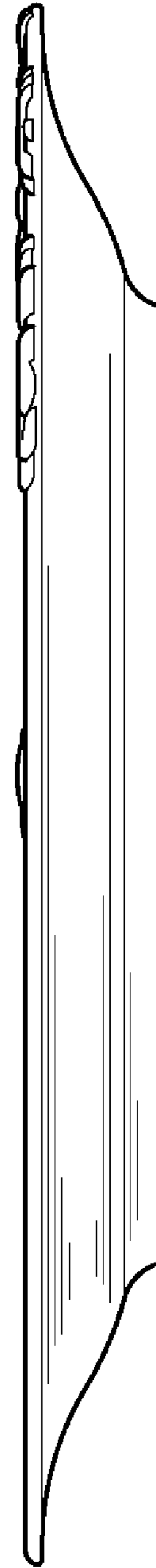


FIG. 5

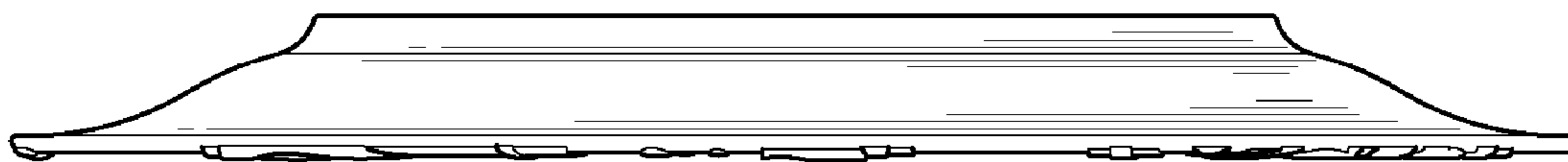


FIG. 6

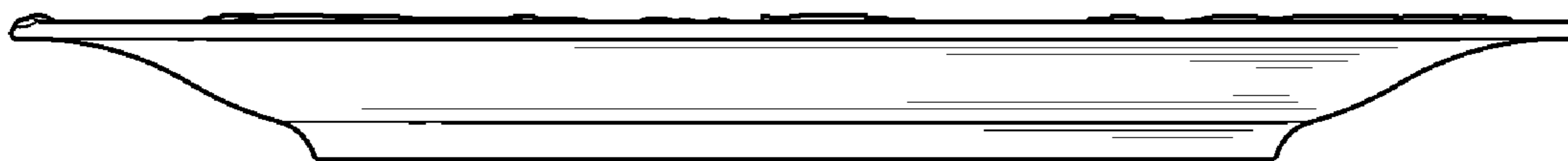


FIG. 7