



US00D589274S

(12) **United States Design Patent**
Fairbanks

(10) **Patent No.:** **US D589,274 S**
(45) **Date of Patent:** **** Mar. 31, 2009**

(54) **SIDE CHAIR**

(75) Inventor: **Madeline Fairbanks**, Silver Spring, MD
(US)

(73) Assignee: **Country Casual, Inc.**, Gaithersburg,
MD (US)

(**) Term: **14 Years**

(21) Appl. No.: **29/309,927**

(22) Filed: **Nov. 13, 2008**

(51) **LOC (9) Cl.** **06-01**

(52) **U.S. Cl.** **D6/370; D6/380**

(58) **Field of Classification Search** D6/334-336,
D6/370, 374, 376, 379, 380, 500-502; 297/239,
297/445.1, 446.1, 452.63
See application file for complete search history.

(56) **References Cited**

U.S. PATENT DOCUMENTS

D292,656 S * 11/1987 Masterton D6/370
D333,925 S * 3/1993 Ricchio et al. D6/370
D349,195 S * 8/1994 Hess D6/376

D359,397 S * 6/1995 McPhee D6/370
D388,969 S * 1/1998 Goodman D6/376
D399,667 S * 10/1998 Muller D6/370
D460,645 S * 7/2002 Sabo D6/502
D547,961 S * 8/2007 Hutton et al. D6/370

* cited by examiner

Primary Examiner—Mimosa De

(74) *Attorney, Agent, or Firm*—Rosenberg, Klein & Lee

(57) **CLAIM**

The ornamental design of an side chair, as shown and described.

DESCRIPTION

FIG. 1 is a frontal perspective view of the side chair showing my new design;


FIG. 2 is a right elevational view thereof, the left elevational view being a mirror image, thereof;

FIG. 3 is a front elevational view thereof;

FIG. 4 is a top plan view thereof; and,

FIG. 5 is a bottom plan view thereof.

1 Claim, 5 Drawing Sheets






FIG. 1




FIG. 2




FIG. 3

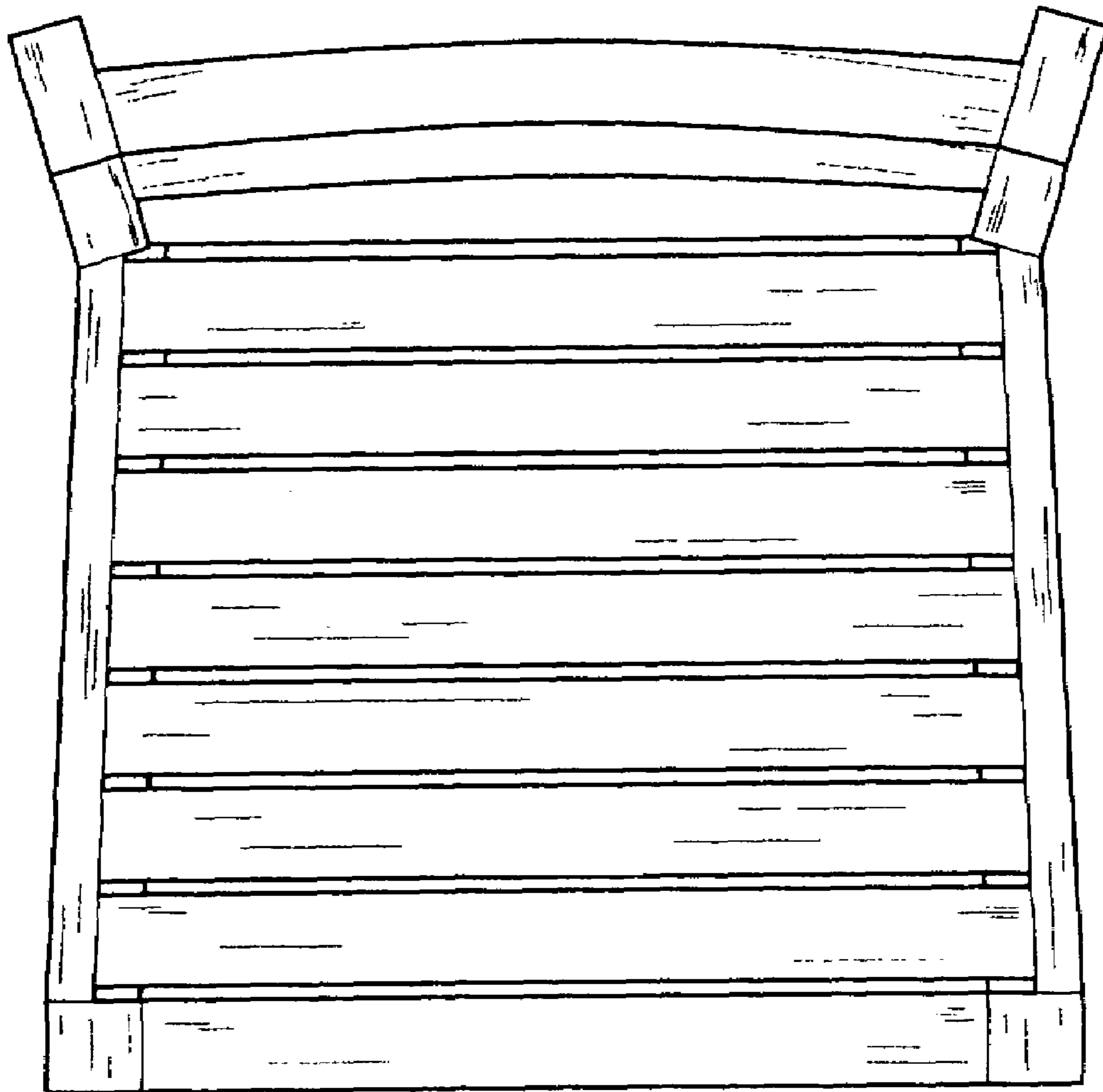


FIG. 4




FIG. 5