



US00D589269S

(12) **United States Design Patent**  
**Allende**

(10) **Patent No.:** **US D589,269 S**

(45) **Date of Patent:** **\*\* Mar. 31, 2009**

(54) **SHOWER STOOL**

(76) **Inventor:** **Luis M. Allende**, 29334 Pacific St.,  
Hayward, CA (US) 94544

(\*\*) **Term:** **14 Years**

(21) **Appl. No.:** **29/301,191**

(22) **Filed:** **Feb. 19, 2008**

(51) **LOC (9) Cl.** ..... **06-01**

(52) **U.S. Cl.** ..... **D6/349**

(58) **Field of Classification Search** ..... D6/349–353,  
D6/355, 363, 364, 500–502, 511; 297/16.1,  
297/118, 175, 195.1, 423.1, 423.14, 423.39,  
297/423.41, 440.1, 440.12, 461, 462; 108/150  
See application file for complete search history.

(56) **References Cited**

**U.S. PATENT DOCUMENTS**

D219,018	S	*	10/1970	Brewer	.....	D6/380
3,751,845	A	*	8/1973	van Leeuwen	.....	43/56
4,295,680	A	*	10/1981	Grasso	.....	297/188.09
D321,991	S	*	12/1991	Menges et al.	.....	D6/335
D347,526	S	*	6/1994	Hamilton	.....	D6/335
5,335,377	A	*	8/1994	Masyada et al.	.....	4/578.1
D355,985	S	*	3/1995	Karten et al.	.....	D6/374
D360,024	S	*	7/1995	Smith	.....	D23/304
D375,638	S	*	11/1996	Dhanapal et al.	.....	D6/377
D411,054	S	*	6/1999	Williams	.....	D6/335
D439,429	S	*	3/2001	Higgs et al.	.....	D6/368

D478,750	S	*	8/2003	Gilbert et al.	.....	D6/500
D478,752	S	*	8/2003	Gilbert et al.	.....	D6/502
D519,291	S	*	4/2006	Higgs et al.	.....	D6/367
D557,516	S	*	12/2007	Genord et al.	.....	D6/377

\* cited by examiner

*Primary Examiner*—Sandra Snapp

(74) *Attorney, Agent, or Firm*—William W. Haefliger

(57) **CLAIM**

The ornamental design for a shower stool, substantially, as shown and described.

**DESCRIPTION**

FIG. 1 is a frontal perspective view of the new shower stool; FIG. 2 is a left side view of the shower stool shown in FIG. 1; FIG. 3 is a right side view of the shower stool shown in FIG. 1;

FIG. 4 is a frontal elevation of the shower stool shown in FIG. 1;


FIG. 5 is a rear elevation view of the shower stool shown in FIG. 1;

FIG. 6 is a top plan view of the shower stool shown in FIG. 1; and,


FIG. 7 is a section taken on lines 7—7 of FIG. 6.

The broken lines shown in the drawings are for illustrative purposes only and form no part of the claimed design.

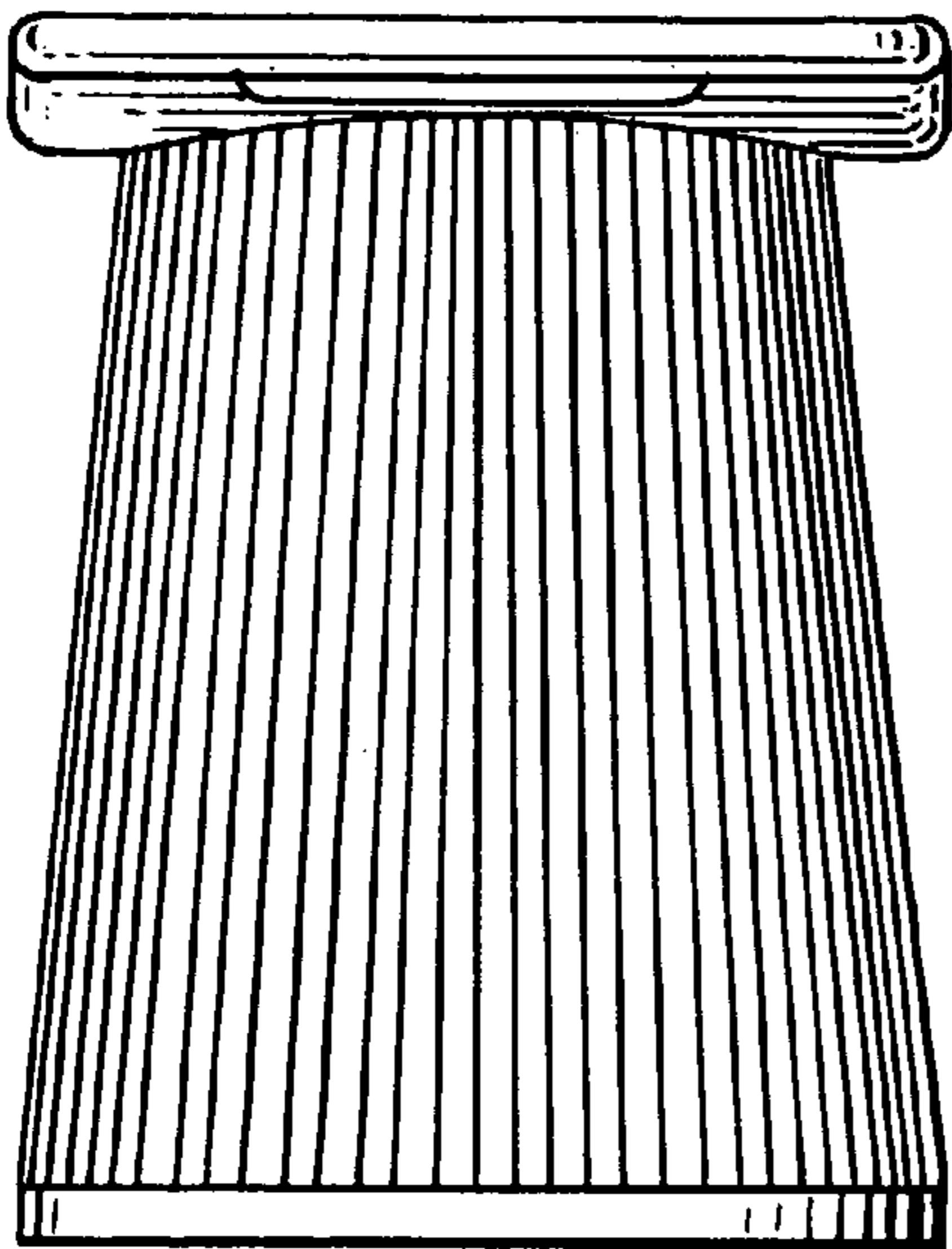
**1 Claim, 3 Drawing Sheets**



*FIG. 1.*



*FIG. 2.*



*FIG. 3.*

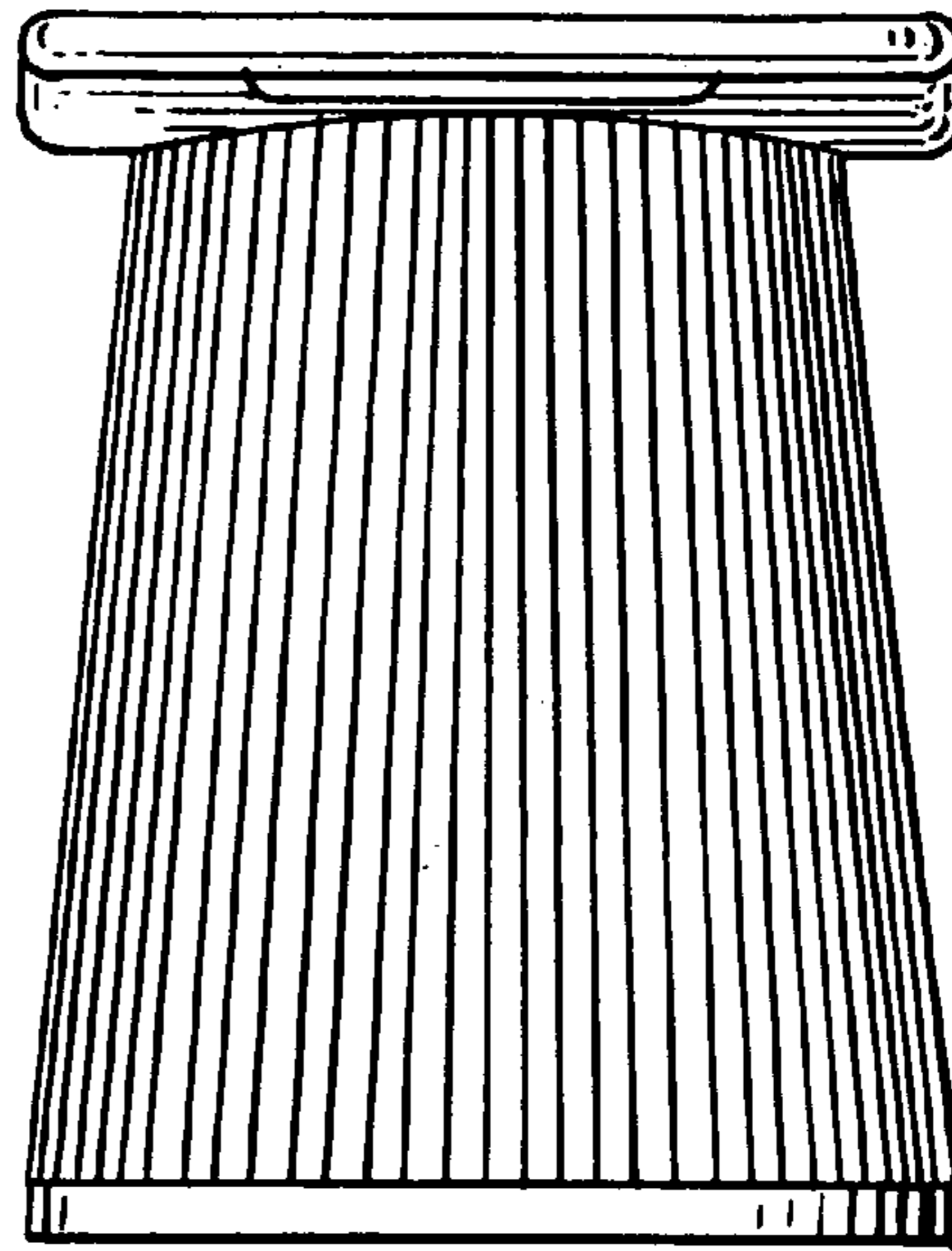


FIG. 4.




FIG. 5.




FIG. 7.



FIG. 6.

7↑

