



US00D589261S

(12) **United States Design Patent**
Nanda

(10) **Patent No.:** **US D589,261 S**
(45) **Date of Patent:** **** Mar. 31, 2009**

(54) **TOOTHBRUSH WITH BASE**

(75) Inventor: **Puneet Nanda**, Cerritos, CA (US)

(73) Assignee: **Dr. Fresh, Inc.**, Buena Park, CA (US)

(**) Term: **14 Years**

(21) Appl. No.: **29/278,900**

(22) Filed: **Apr. 12, 2007**

(51) **LOC (9) Cl.** **04-02**

(52) **U.S. Cl.** **D4/107; D4/108**

(58) **Field of Classification Search** D4/101,
D4/104-112, 114, 132, 134, 138, 113, 125,
D4/126; D24/133, 146, 152; 15/143.1, 167.1,
15/167.2; 132/308-311; 248/110, 111, 688,
248/908, 915

See application file for complete search history.

(56) **References Cited**

U.S. PATENT DOCUMENTS

3,019,572 A	2/1962	Berry et al.	
3,324,997 A	6/1967	Bonanno	
3,884,635 A	5/1975	Sloan	
4,214,657 A	7/1980	Winston	
5,000,376 A	3/1991	Wojdyla	
D317,718 S	6/1991	Carol	
D324,087 S *	2/1992	Crider	D21/623
D366,961 S *	2/1996	Barre	D4/108
D395,757 S *	7/1998	Schiffer	D4/107
D414,867 S *	10/1999	Moriwaki et al.	D24/152
6,026,532 A *	2/2000	Catanzaro	15/167.1
D458,454 S	6/2002	Nanda	
D458,758 S	6/2002	Nanda	
D490,247 S	5/2004	Nanda	
D492,116 S	6/2004	Nanda	
D492,996 S *	7/2004	Rehkemper et al.	D24/152
D508,399 S	8/2005	Nanda	
7,201,172 B2	4/2007	Nanda	
2002/0124864 A1 *	9/2002	Gross et al.	132/311

2004/0143920 A1 7/2004 Nanda
2006/0174431 A1 8/2006 Nanda
2007/0039109 A1 2/2007 Nanda
2007/0131241 A1 6/2007 Nanda

FOREIGN PATENT DOCUMENTS

DE 3523891 A1 * 6/1986
KR 30-0413356 S * 5/2006
WO WO 2004024016 A2 * 3/2004

* cited by examiner

Primary Examiner—Melanie H Tung

Assistant Examiner—Lavone D Tabor

(74) *Attorney, Agent, or Firm*—Knobbe, Martens, Olson & Bear LLP

(57) **CLAIM**

The ornamental design for a toothbrush with base, as shown and described.

DESCRIPTION

FIG. 1 is a top, front, and left side perspective of a toothbrush with base embodying my new design.

FIG. 2 is an exploded front elevation view thereof.

FIG. 3 is a rear elevation view of FIG. 2.

FIG. 4 is a left side elevation view of FIG. 2.

FIG. 5 is a right side elevation view of FIG. 2.

FIG. 6 is a top plan view of FIG. 2.

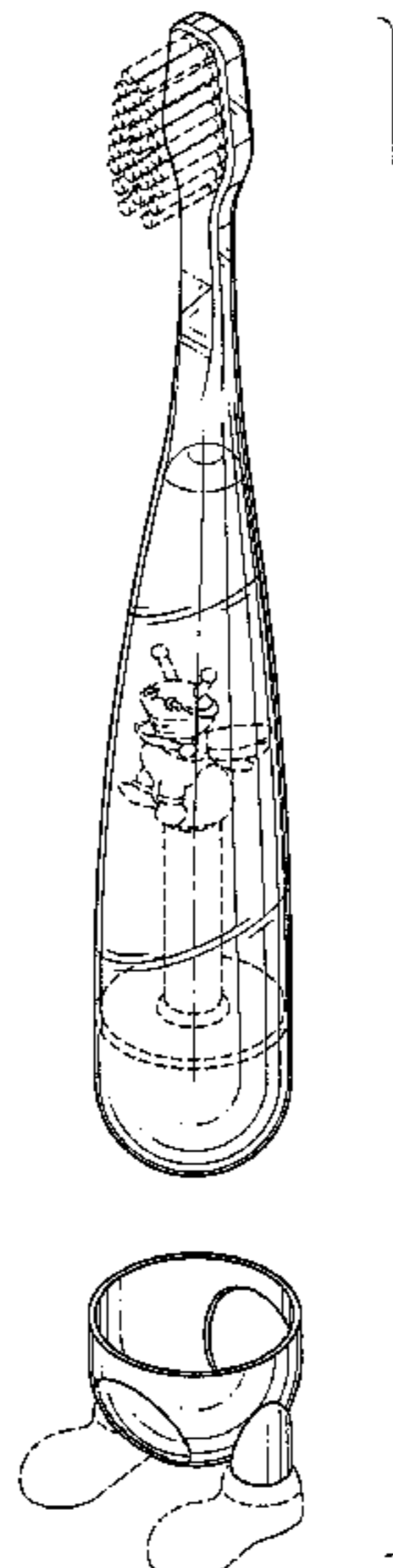
FIG. 7 is a bottom plan view of FIG. 2.

FIG. 8 is a top, front, and left perspective of FIG. 2; and,

FIG. 9 is a top, rear, and right perspective of FIG. 2.

The broken lines showing bristles, an internal base, a support post, a cartoon animal sculpture, and portions of the base illustrate portions of the article that form no part of the claimed design.

1 Claim, 5 Drawing Sheets



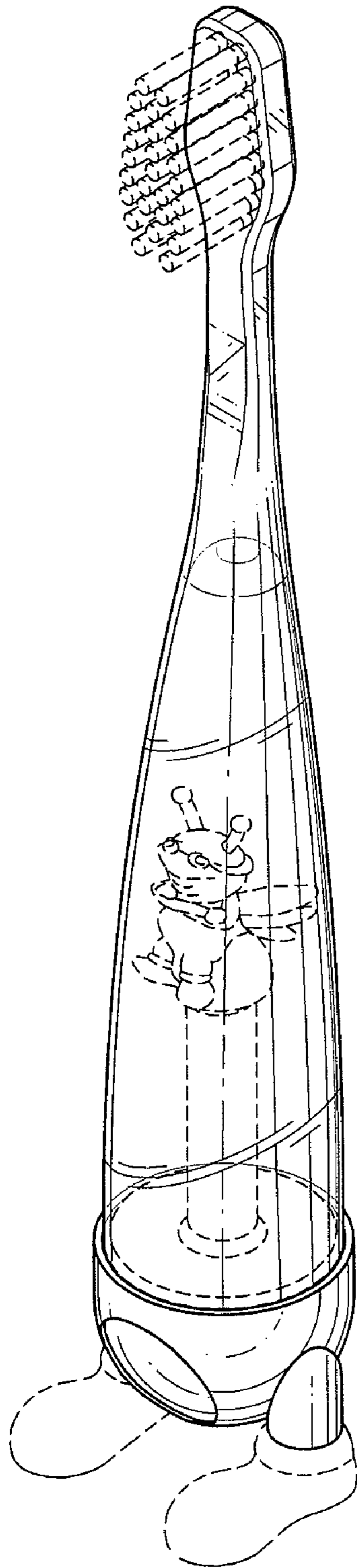


FIG. 1




FIG. 2

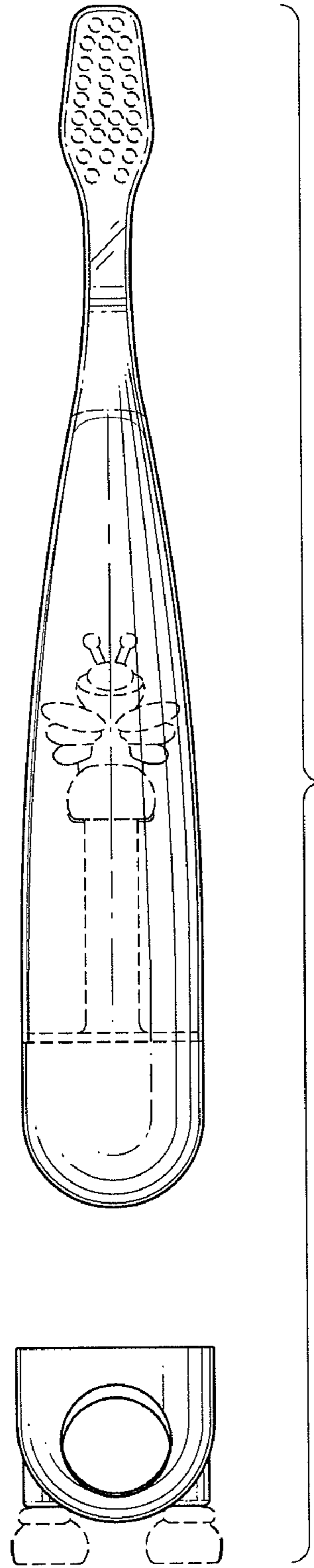


FIG. 3




FIG. 4

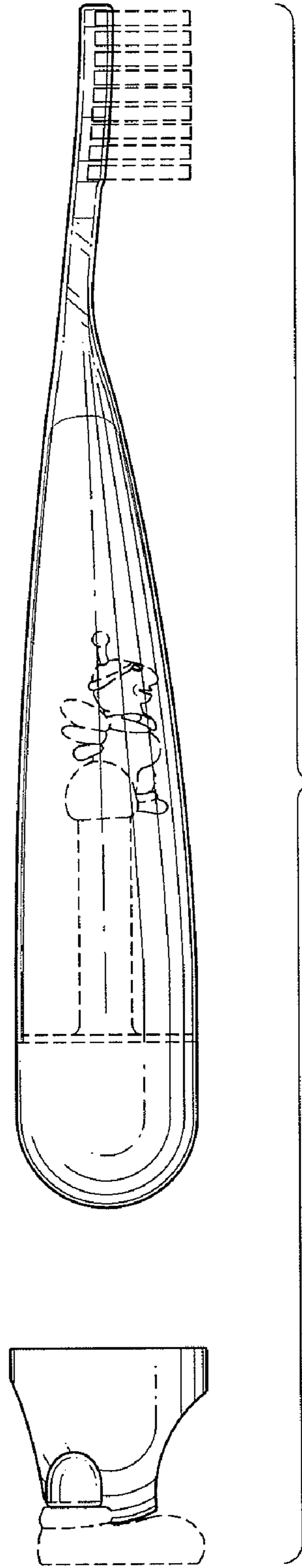


FIG. 5

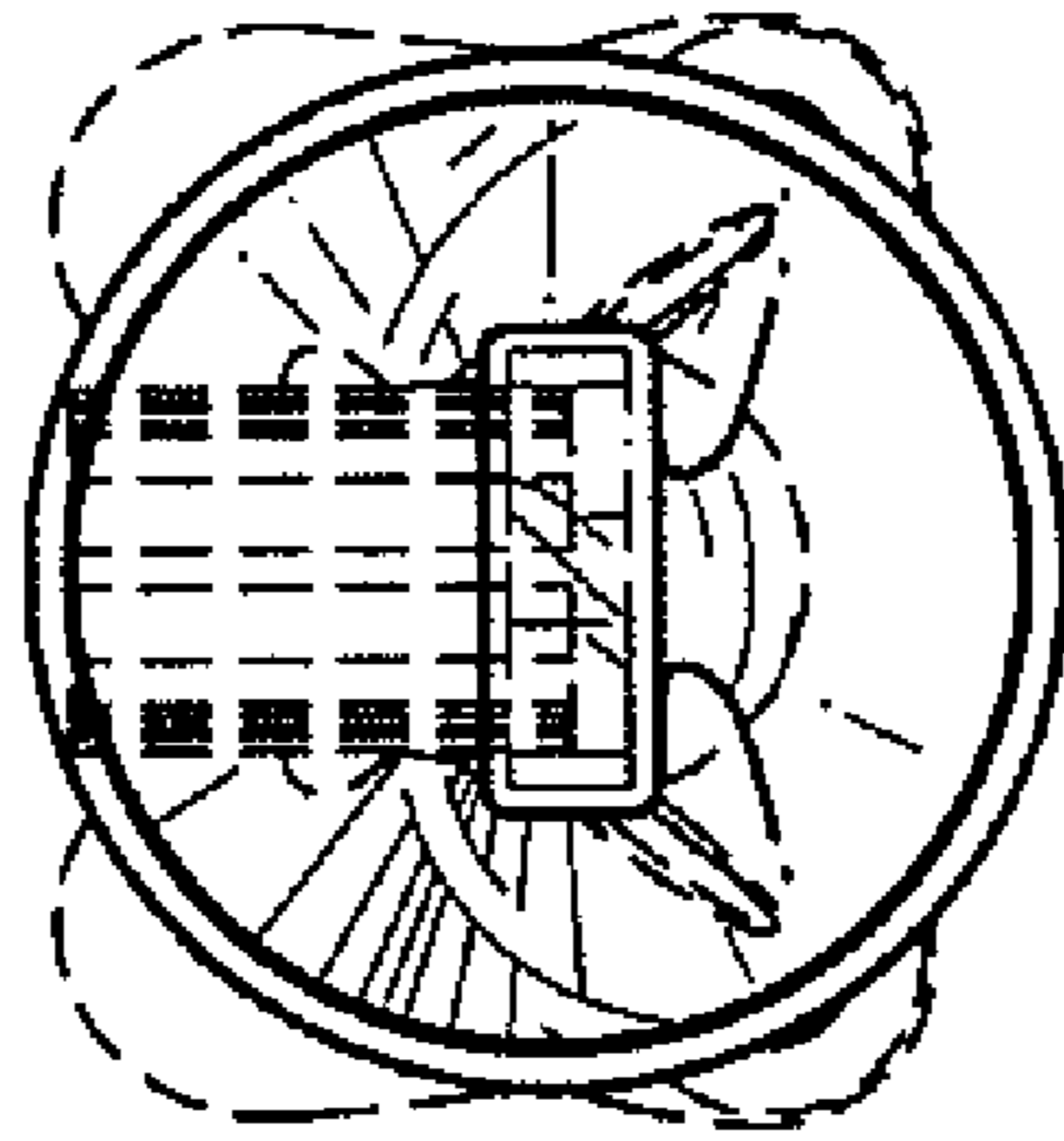


FIG. 6

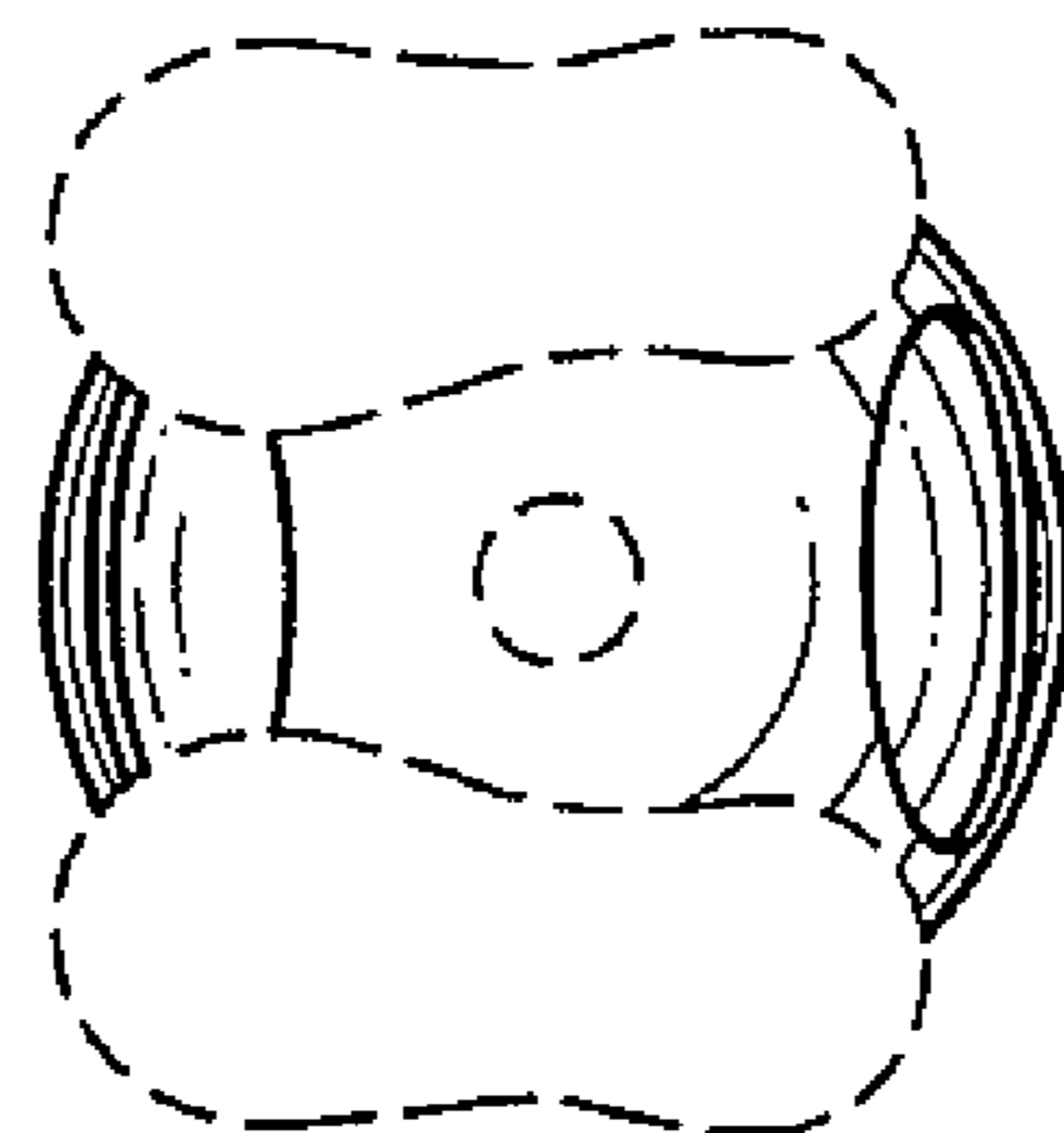


FIG. 7

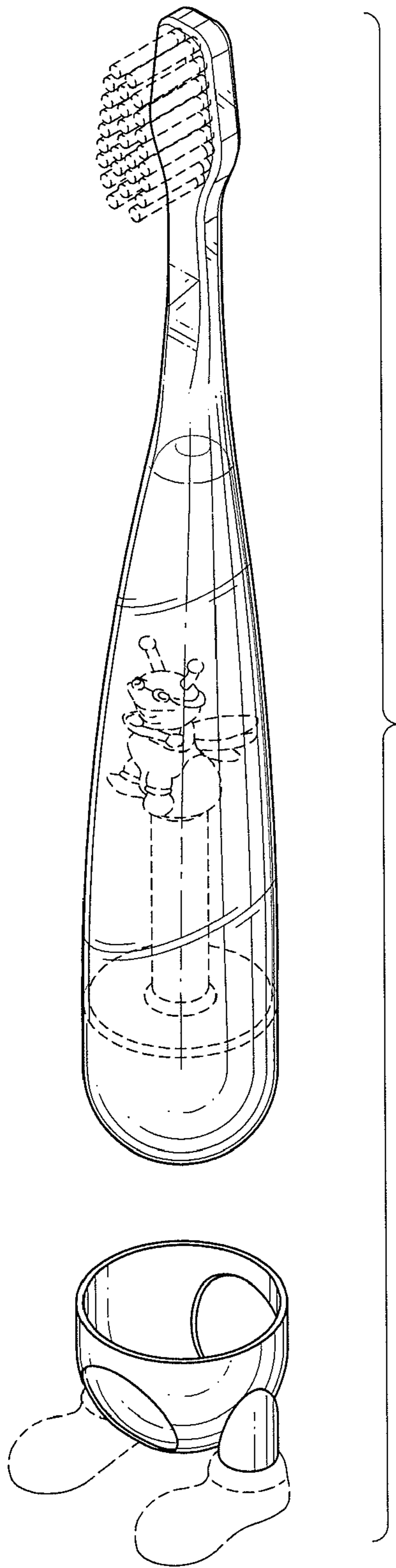


FIG. 8

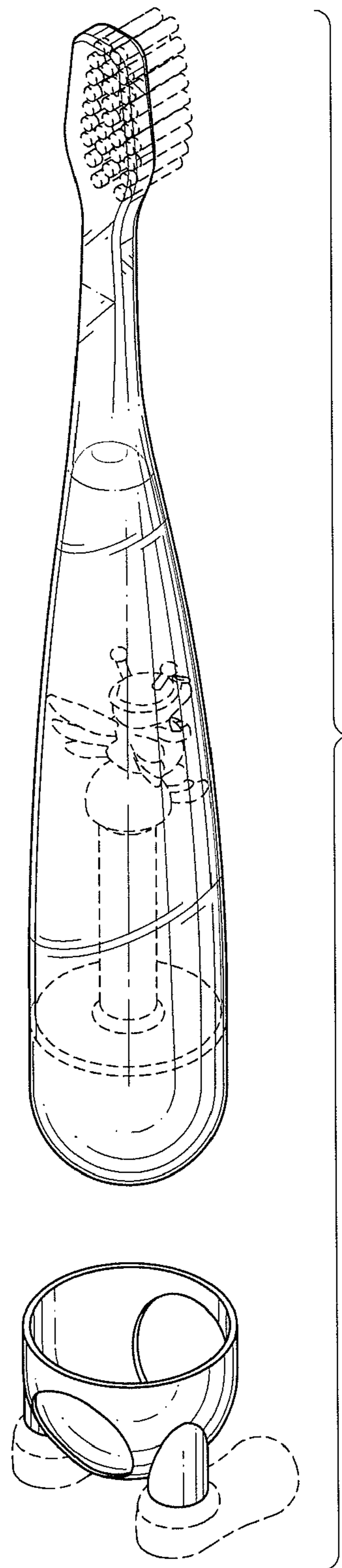


FIG. 9