



(12) **United States Design Patent**
Littmann et al.

(10) **Patent No.:** **US D589,258 S**
(45) **Date of Patent:** **** Mar. 31, 2009**

(54) **TOOTHBRUSH HEAD**

D485,440 S 1/2004 Snaith
D492,996 S * 7/2004 Rehkemper et al. D24/152

(75) Inventors: **Ludwig Littmann**, Kronberg (DE);
Fritz Schubert, Bad Camberg (DE);
Rory McGarry, Frankfurt am Main
(DE)

FOREIGN PATENT DOCUMENTS

WO WO 2005063079 A1 * 7/2005
WO WO2006/005624 1/2006

(73) Assignee: **The Gillette Company**, Boston, MA
(US)

* cited by examiner

(**) Term: **14 Years**

Primary Examiner—Melanie H Tung
Assistant Examiner—Lavone D Tabor
(74) *Attorney, Agent, or Firm*—Fish & Richardson P.C.

(21) Appl. No.: **29/251,356**

(57) **CLAIM**

(22) Filed: **Jan. 6, 2006**

The ornamental design for a toothbrush head, as shown and described.

(30) **Foreign Application Priority Data**

DESCRIPTION

Jul. 8, 2005 (DE) 4 05 03 531

FIG. 1 is a perspective view of our toothbrush head as seen from the top, front and right sides.

(51) **LOC (9) Cl.** **04-02**

(52) **U.S. Cl.** **D4/104**

(58) **Field of Classification Search** D4/104–112,
D4/119, 132, 134, 199; 15/167.1, 167.2,
15/172, 176.1, 176.4, 176.5; 132/308–310;
601/139, 141

FIG. 2 is a left side view of our toothbrush head.

FIG. 3 is a front view of our toothbrush head.

FIG. 4 is a right side view of our toothbrush head.

FIG. 5 is a rear view of our toothbrush head.

FIG. 6 is a top view of our toothbrush head; and,

FIG. 7 is a bottom view of our toothbrush head.

See application file for complete search history.

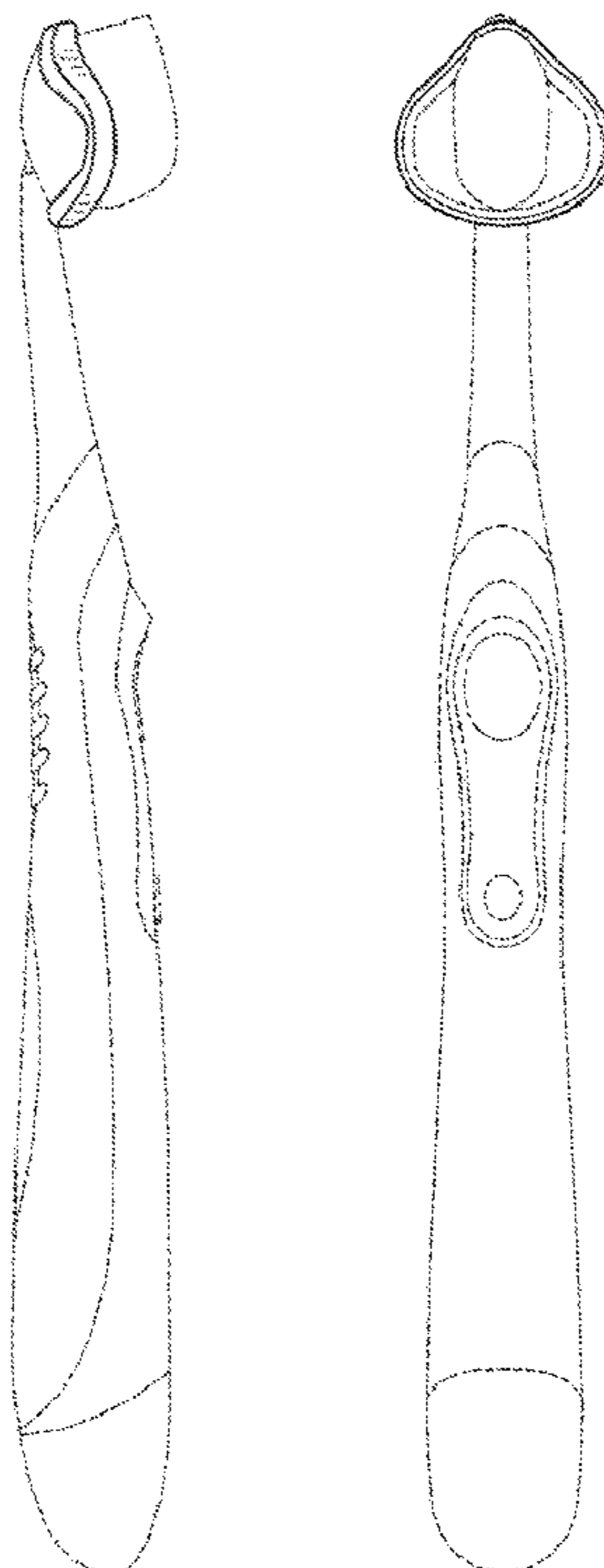
The broken line showing of a handle, brushing means, and the rear of the head are included for the purpose of illustrating environmental structure or portions of the article that form no part of the claimed design.

(56) **References Cited**

U.S. PATENT DOCUMENTS

D46,754 S * 12/1914 Smith D4/134
D324,310 S 3/1992 Barman
5,491,866 A * 2/1996 Simonds 15/167.1
D372,586 S 8/1996 Quintanilla
D374,351 S 10/1996 van Kempen

1 Claim, 3 Drawing Sheets



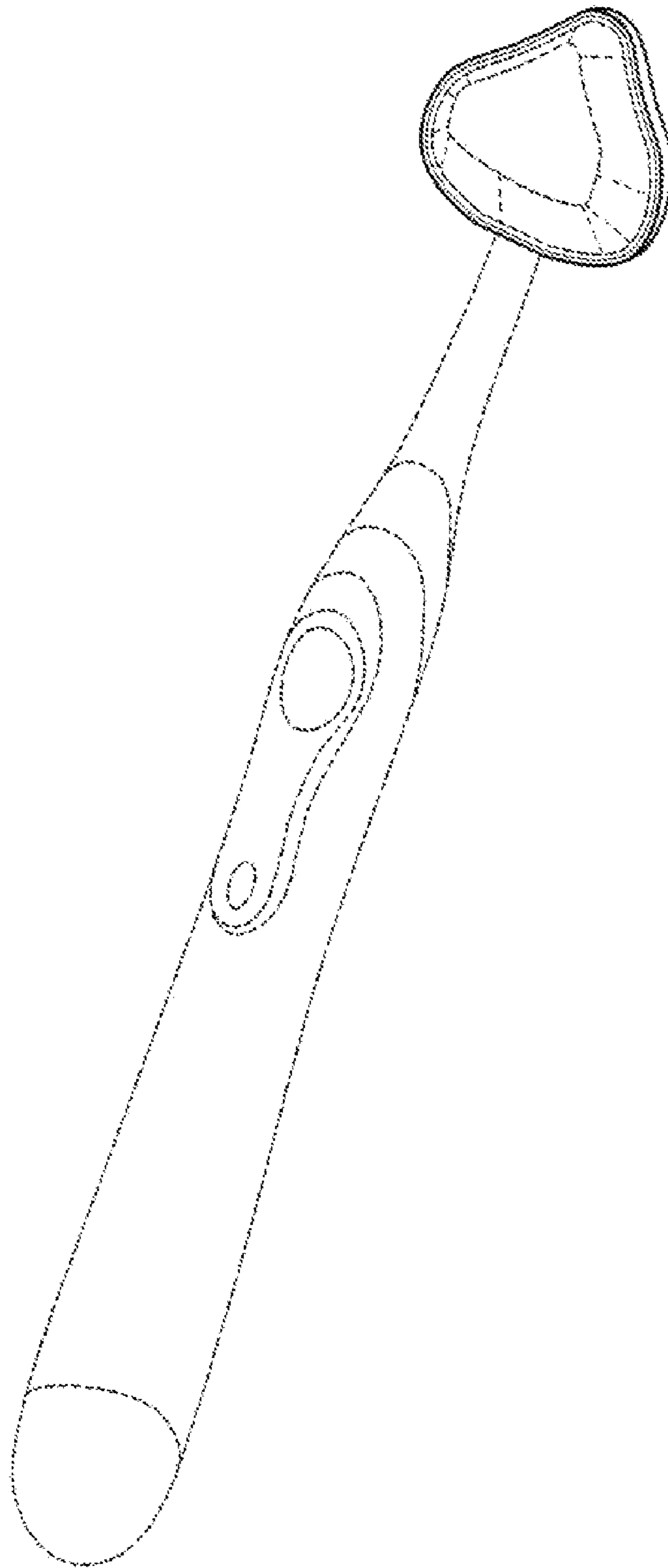


FIG. 1




FIG. 2

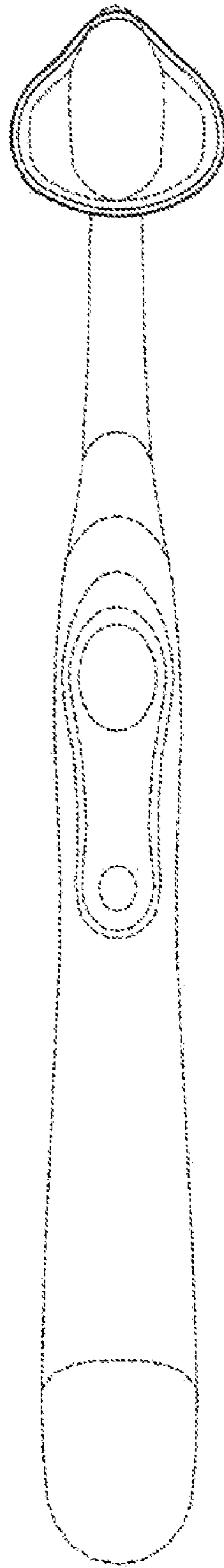


FIG. 3




FIG. 4

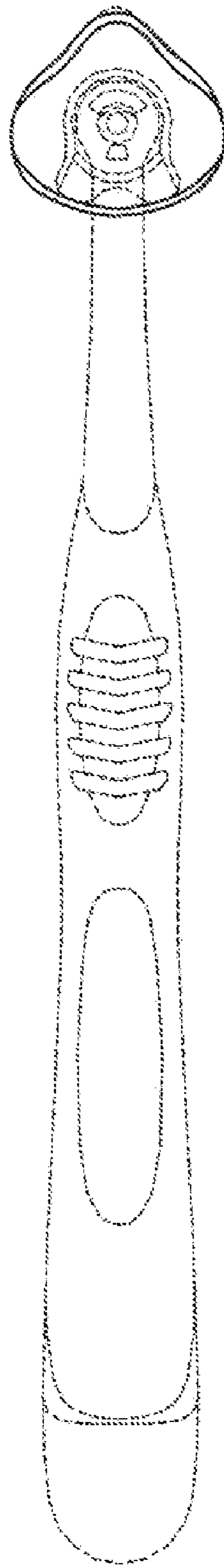


FIG. 5




FIG. 6




FIG. 7