



(12) **United States Design Patent**
Taylor et al.

(10) **Patent No.:** **US D589,256 S**
(45) **Date of Patent:** **** Mar. 31, 2009**

(54) **POWER TOOTHBRUSH HEAD**

2005/0283928 A1* 12/2005 Grez et al. 15/22.1

(75) Inventors: **Richard Taylor**, Fall City, WA (US);
Jeffrey William Ladwig, Seattle, WA
(US); **Joshua Mikhael Kornfeld**,
Seattle, WA (US)

FOREIGN PATENT DOCUMENTS

GB 2278537 A * 12/1994

* cited by examiner

(73) Assignee: **Ultreo, Inc.**, Redmond, WA (US)

Primary Examiner—Melanie H Tung

Assistant Examiner—Lavone D Tabor

(**) Term: **14 Years**

(74) *Attorney, Agent, or Firm*—Victor N. King; Speckman
Law Group PLLC

(21) Appl. No.: **29/276,123**

(22) Filed: **Jan. 16, 2007**

(57) **CLAIM**

Related U.S. Application Data

The ornamental design for a power toothbrush head, substan-
tially as shown and described.

(63) Continuation-in-part of application No. 29/247,841,
filed on Jul. 14, 2006.

DESCRIPTION

(51) **LOC (9) Cl.** **04-02**

FIG. 1 is a front perspective view of an embodiment of a
power toothbrush head;

(52) **U.S. Cl.** **D4/101; D4/104**

FIG. 2 is a front view of the power toothbrush head of FIG. 1;

(58) **Field of Classification Search** D4/101,
D4/104-112, 116, 132, 134; 15/110, 167.1,
15/167.2, 176.1; 132/308, 309, 311; 601/139,
601/141, 142

FIG. 3 is a rear view of the power toothbrush head of FIG. 1;

FIG. 4 is a side view of the power toothbrush head of FIG. 1,
the opposing side being a mirror image of this view;

See application file for complete search history.

FIG. 5 is a front perspective view of another embodiment of
the power toothbrush head;

(56) **References Cited**

U.S. PATENT DOCUMENTS

D121,519 S * 7/1940 Mastrud D4/104
2,312,828 A * 3/1943 Adamsson 401/268
D276,097 S * 10/1984 Ditgen D4/108
5,796,325 A * 8/1998 Lundell et al. 336/233
D476,485 S * 7/2003 Mulder et al. D4/101
2005/0091770 A1* 5/2005 Mourad et al. 15/22.1

FIG. 6 is a side view of the power toothbrush head of FIG. 5,
the opposing side being a mirror image of this view;

FIG. 7 is a front view of the power toothbrush head of FIG. 5;
and,

FIG. 8 is a rear view of the power toothbrush head of FIG. 5.

1 Claim, 2 Drawing Sheets

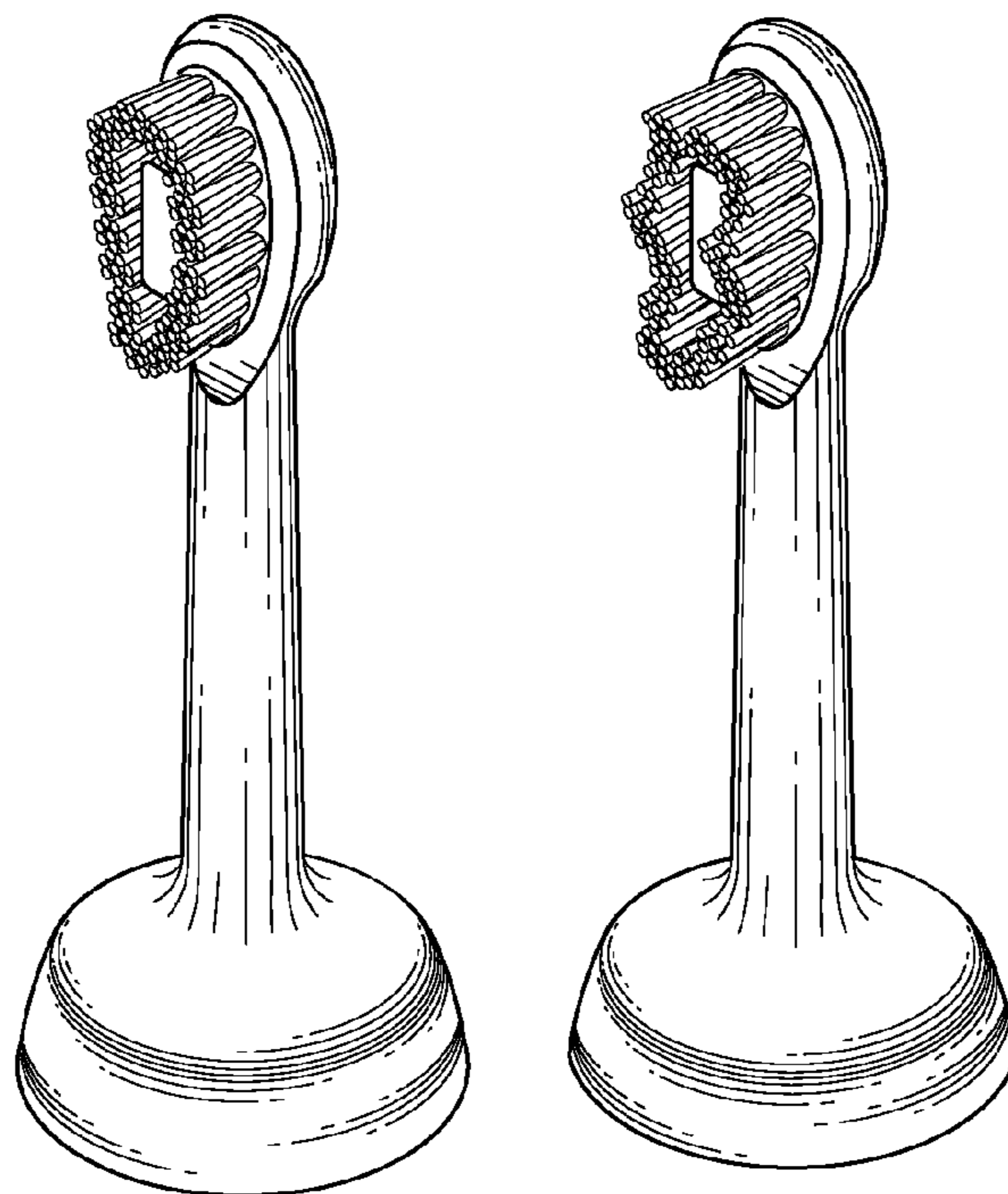


FIG. 1

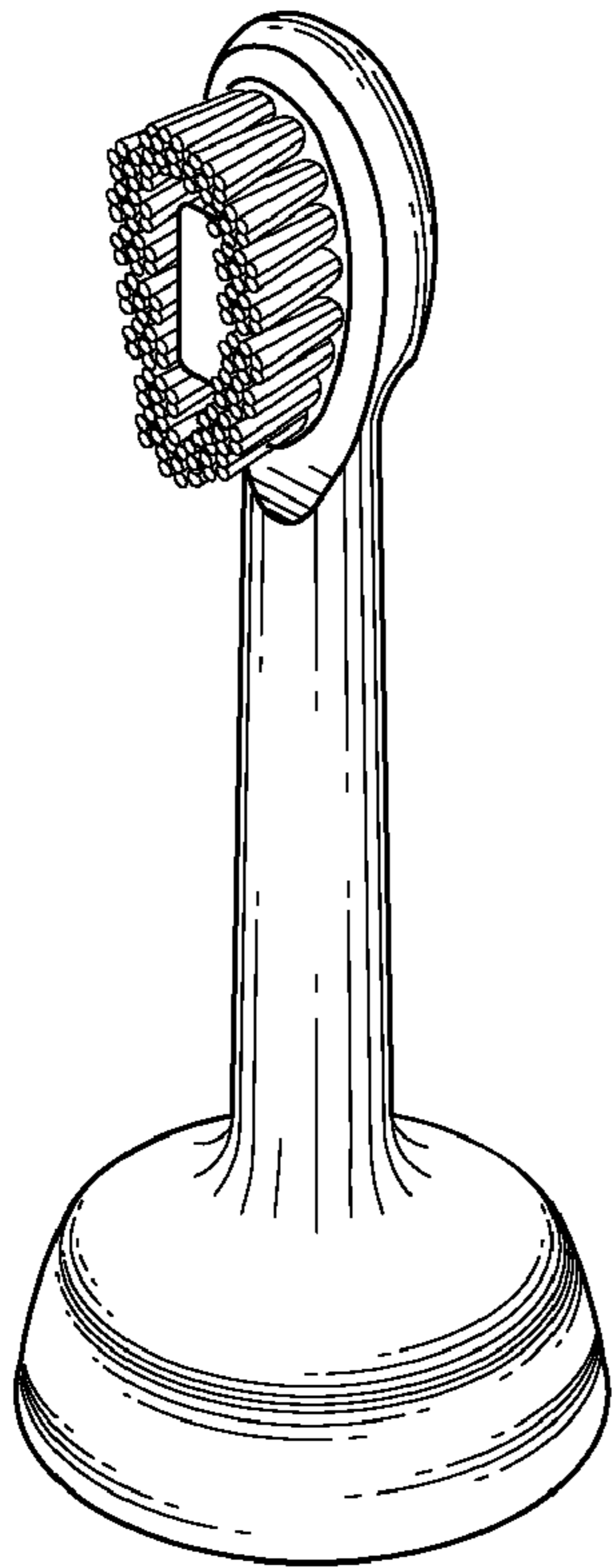


FIG. 2

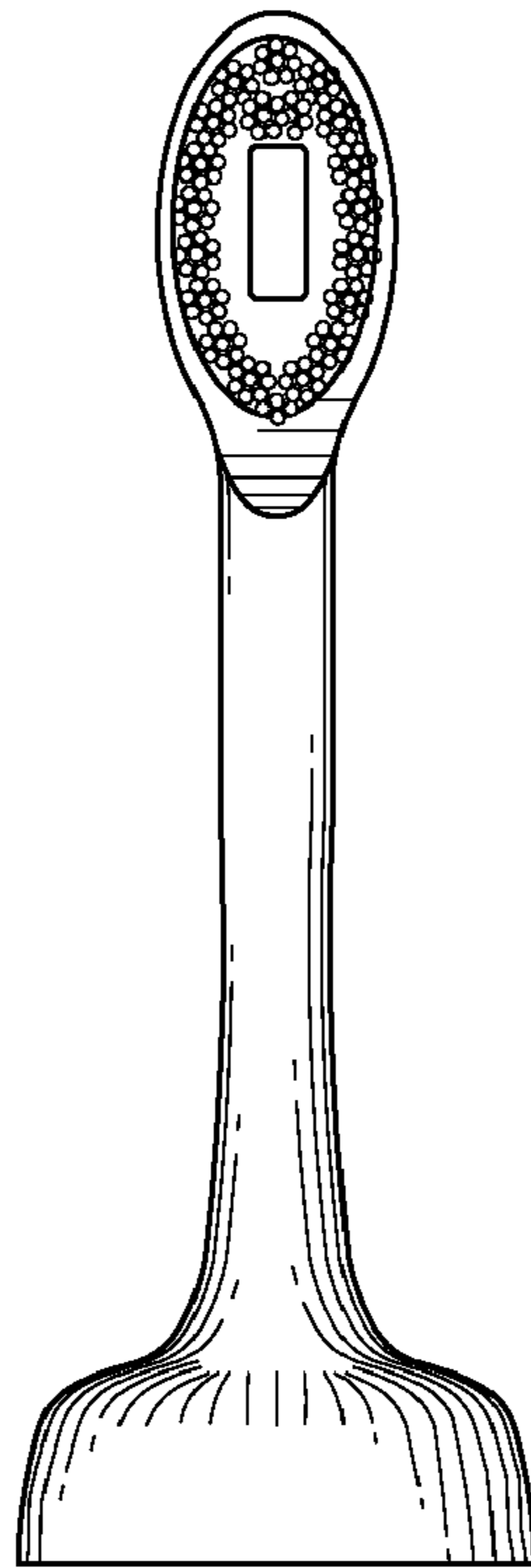


FIG. 3

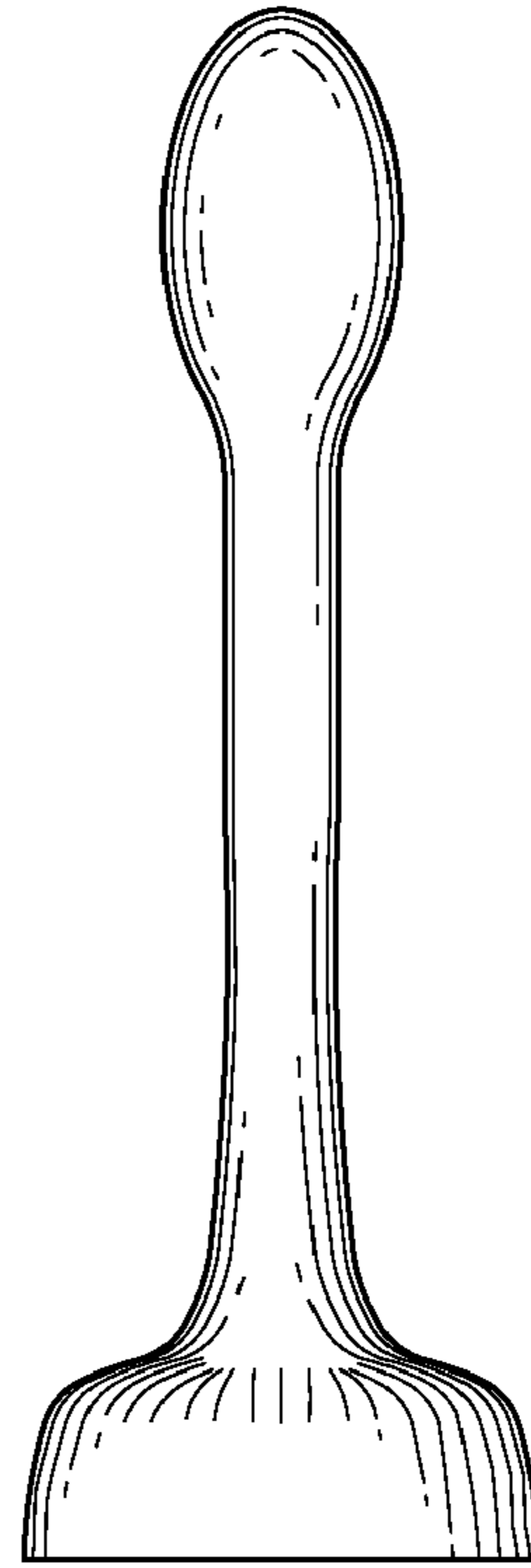


FIG. 4

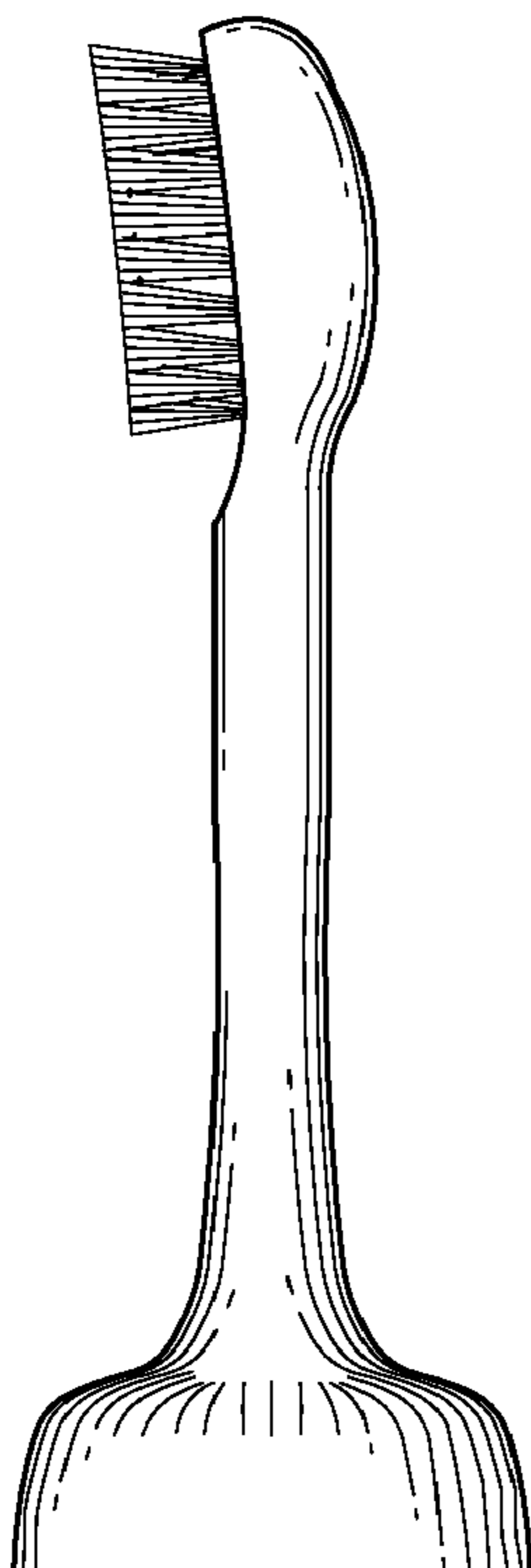


FIG. 5

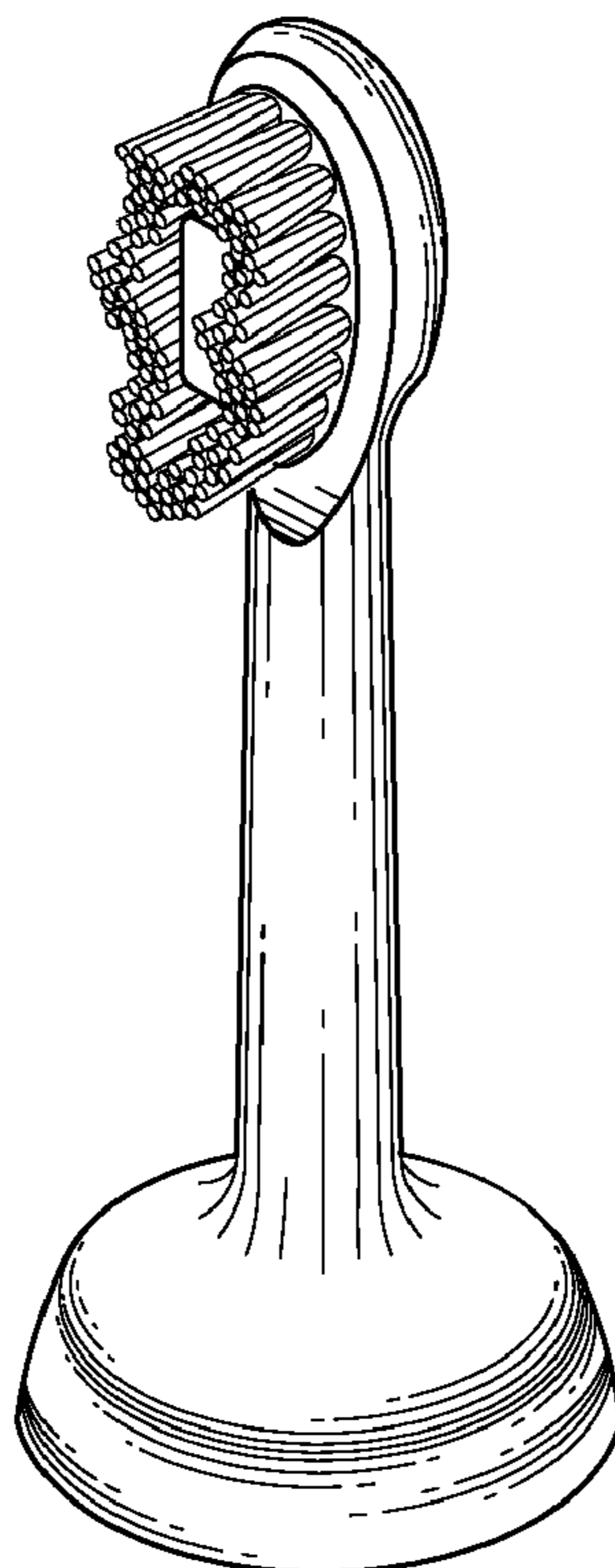


FIG. 6

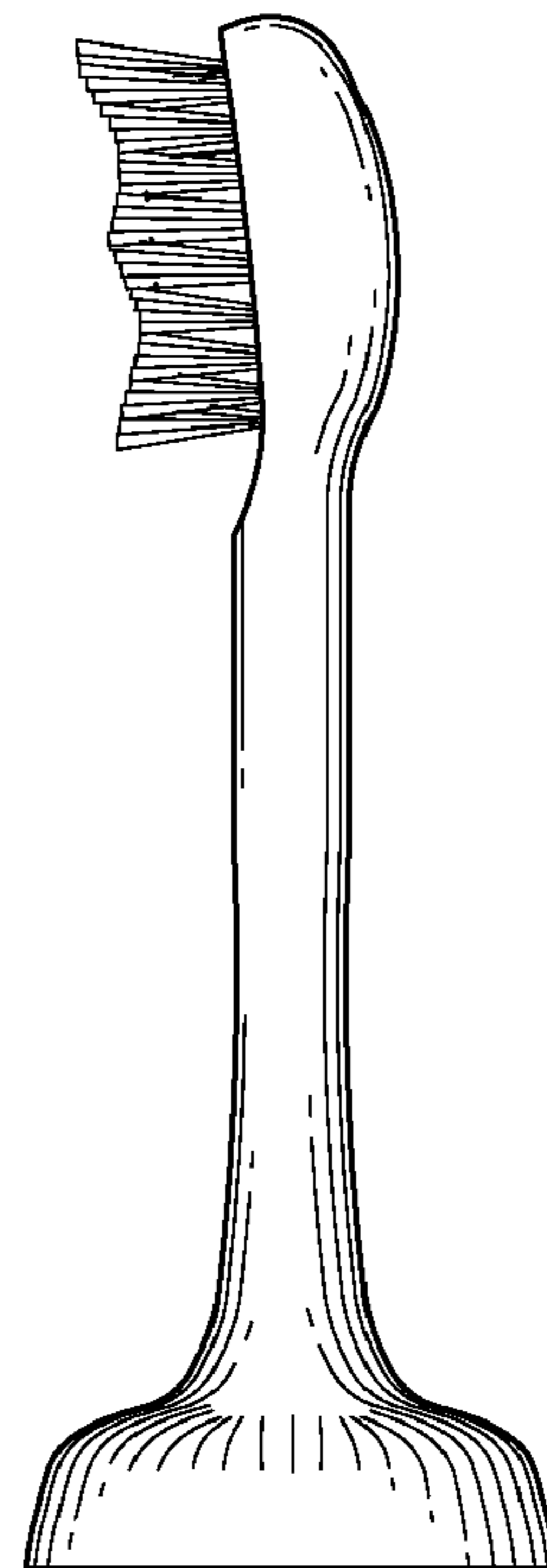


FIG. 7

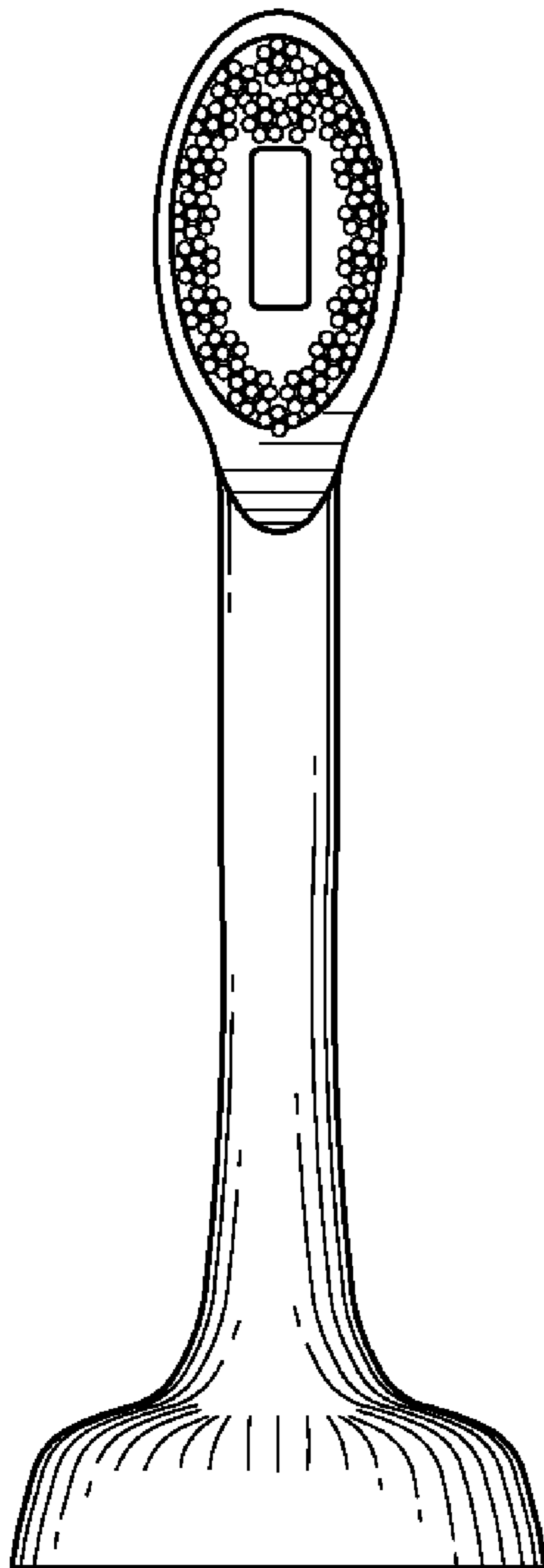


FIG. 8

