



US00D589246S

(12) **United States Design Patent**  
**Smith**

(10) **Patent No.:** **US D589,246 S**

(45) **Date of Patent:** **\*\* Mar. 31, 2009**

(54) **BOOT COVER**

(76) **Inventor:** **Joseph S. Smith**, 201 W. Greyhound  
Pass, Carmel, IN (US) 46032-7006

(\*\*) **Term:** **14 Years**

(21) **Appl. No.:** **29/295,723**

(22) **Filed:** **Oct. 4, 2007**

(51) **LOC (9) Cl.** ..... **02-99**

(52) **U.S. Cl.** ..... **D2/999; D2/909**

(58) **Field of Classification Search** ..... D2/896,  
D2/907-909, 946, 955, 969, 999; 36/45,  
36/7.3, 77 R, 50.1, 83, 88, 113, 114, 126-130  
See application file for complete search history.

(56) **References Cited**

**U.S. PATENT DOCUMENTS**

4,333,192	A *	6/1982	Stockli et al. ....	12/142 E
D311,807	S *	11/1990	Pacanowsky et al. ....	D2/980
D343,043	S *	1/1994	Campbell .....	D2/897
6,651,257	B2 *	11/2003	Smith .....	2/239
6,931,767	B2 *	8/2005	Royle .....	36/111
2002/0029405	A1 *	3/2002	Outwater .....	2/239
2002/0120977	A1 *	9/2002	Smith .....	2/242
2003/0154625	A1 *	8/2003	Royle .....	36/7.3
2007/0214681	A1 *	9/2007	Dezfouli .....	36/101

\* cited by examiner

*Primary Examiner*—Stella M Reid  
*Assistant Examiner*—Rashida C McCoy

(74) *Attorney, Agent, or Firm*—Woodard, Emhardt, Moriarty,  
McNett & Henry LLP

(57) **CLAIM**

The ornamental design for boot cover, as shown and described.

**DESCRIPTION**

FIG. 1 is a left side view of the boot cover, the right side view is symmetric.

FIG. 2 is a front view of the boot cover.

FIG. 3 is a top view of the boot cover.

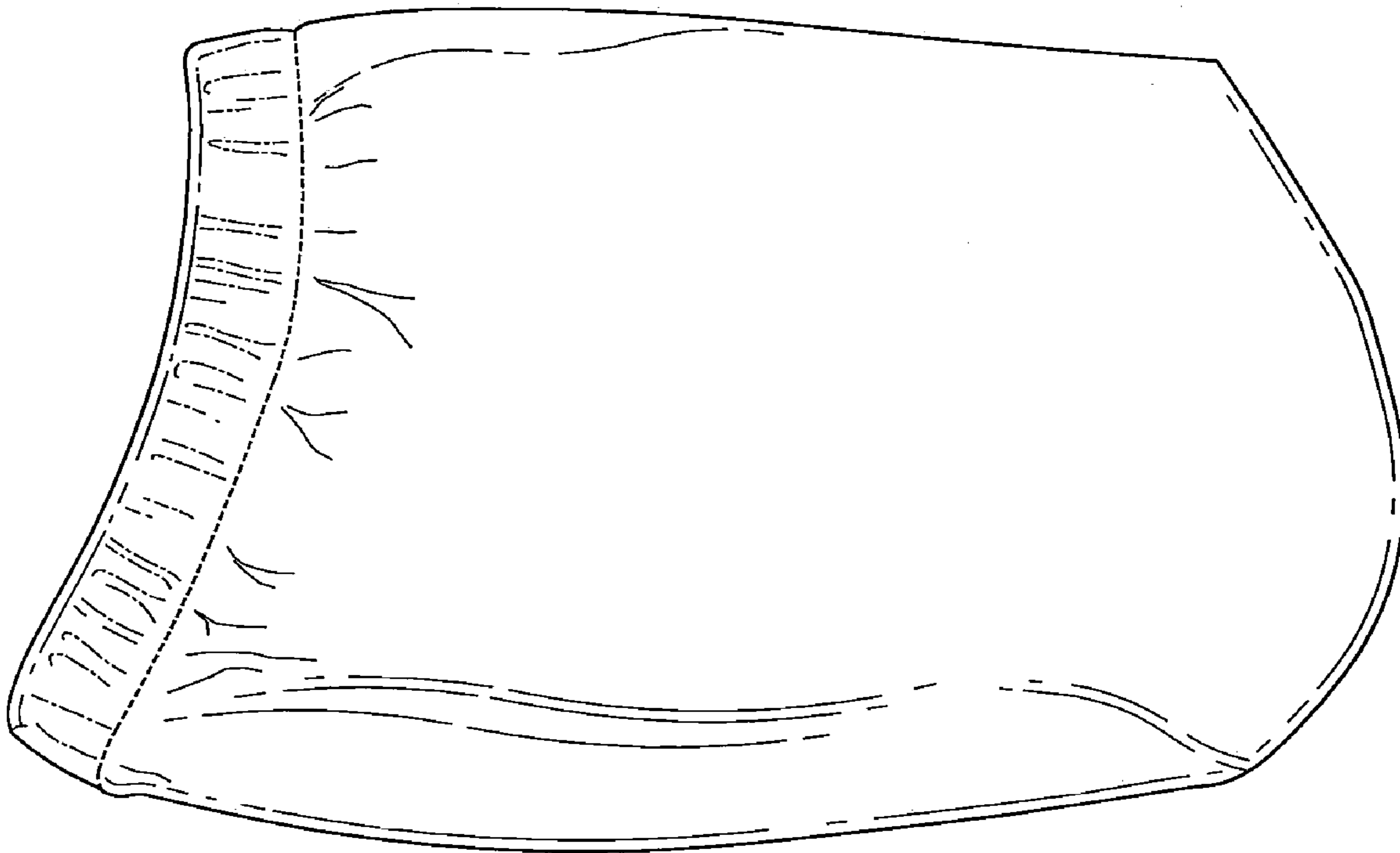
FIG. 4 is a back view of the boot cover.

FIG. 5 is bottom view of the boot cover; and,

FIG. 6 is a perspective view of the boot cover shown in position over a representative boot depicted in dashed lines.

The broken line showing of the boot is included for the purpose of illustrating environmental structure and forms no part of the claimed design.

**1 Claim, 2 Drawing Sheets**



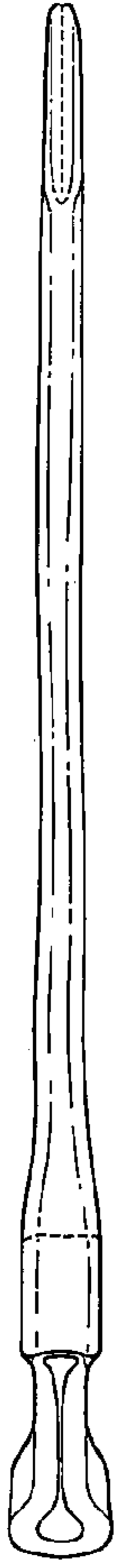


Fig. 3




Fig. 2

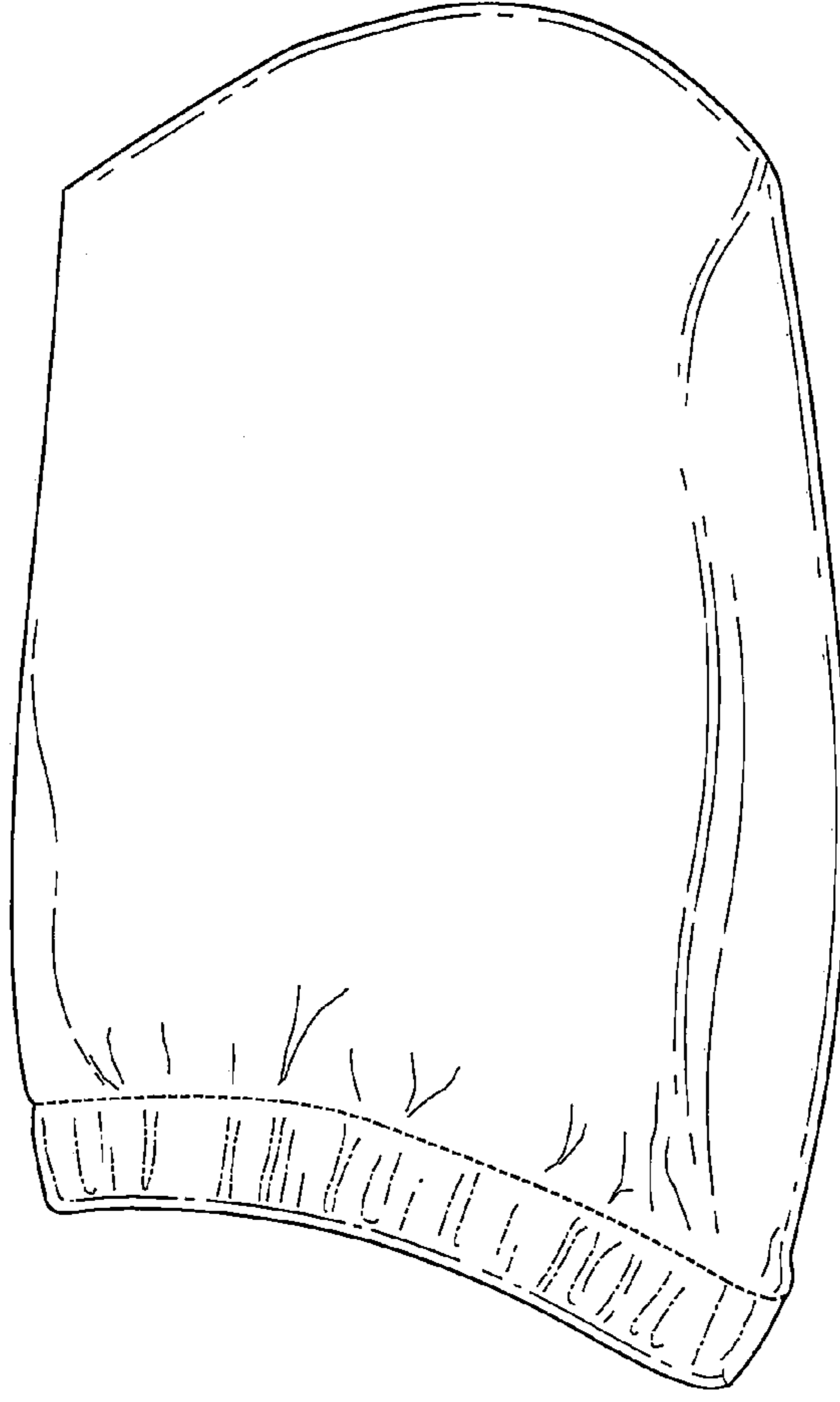


Fig. 1




Fig. 4

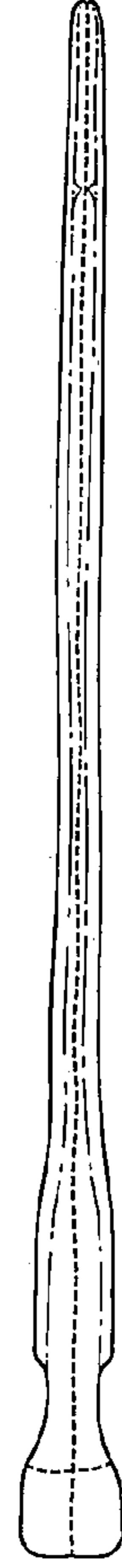


Fig. 5



**Fig. 6**