



US00D589210S

(12) **United States Design Patent**
Wonderley et al.

(10) **Patent No.:** **US D589,210 S**
(45) **Date of Patent:** **** Mar. 24, 2009**

(54) **SHAVING RAZOR**

(75) Inventors: **Jeffrey W. Wonderley**, Fort Defiance, VA (US); **Neil Stephen White**, Nottinghamshire (GB); **Steven Wagstaff**, Nottinghamshire (GB)

(73) Assignee: **American Safety Razor**, Verona, VA (US)

(**) Term: **14 Years**

(21) Appl. No.: **29/290,764**

(22) Filed: **Jan. 11, 2008**

(51) **LOC (9) Cl.** **28-03**

(52) **U.S. Cl.** **D28/48**

(58) **Field of Classification Search** 30/32, 30/34.05, 34.1-34.2, 41-41.8, 44-45, 48-50, 30/526-533; D28/44, 45-48

See application file for complete search history.

(56) **References Cited**

U.S. PATENT DOCUMENTS

D224,479 S	7/1972	Perry	
D224,852 S	9/1972	Dorion	
3,724,070 A	4/1973	Dorion, Jr.	
D241,281 S	8/1976	Jacobson	
D243,638 S	3/1977	Poisson	
D306,216 S	2/1990	Gray	
5,031,319 A	7/1991	Althaus et al.	
5,839,163 A	11/1998	Hellmann	
6,276,529 B1	8/2001	Feehan, Jr.	
6,418,623 B1	7/2002	Marcarelli	
D478,687 S *	8/2003	Provost	D28/48
6,749,788 B1	6/2004	Holden et al.	
D524,984 S	7/2006	Ramm et al.	
D525,391 S	7/2006	Gray et al.	

7,100,284 B2	9/2006	King	
D533,964 S	12/2006	Ham	
D534,314 S *	12/2006	Lee	D28/46
D541,474 S *	4/2007	Psimadas et al.	D28/48
D541,476 S	4/2007	Rhoad et al.	
D541,477 S	4/2007	Rhoad et al.	
D569,551 S *	5/2008	Micinilio et al.	D28/46
2002/0166785 A1	11/2002	Worrick, III	
2005/0102847 A1	5/2005	King	
2007/0028449 A1	2/2007	King	

FOREIGN PATENT DOCUMENTS

WO WO 2007/000185 A1 1/2007

* cited by examiner

Primary Examiner—Jennifer Rivard

(74) *Attorney, Agent, or Firm*—McDermott Will & Emery LLP

(57) **CLAIM**

The ornamental design for a shaving razor, as shown and described.

DESCRIPTION

FIG. 1 is a front perspective view of the shaving razor, showing the new design;

FIG. 2 is a front view of the shaving razor;

FIG. 3 is a rear view of the shaving razor;

FIG. 4 is a side view of the shaving razor;

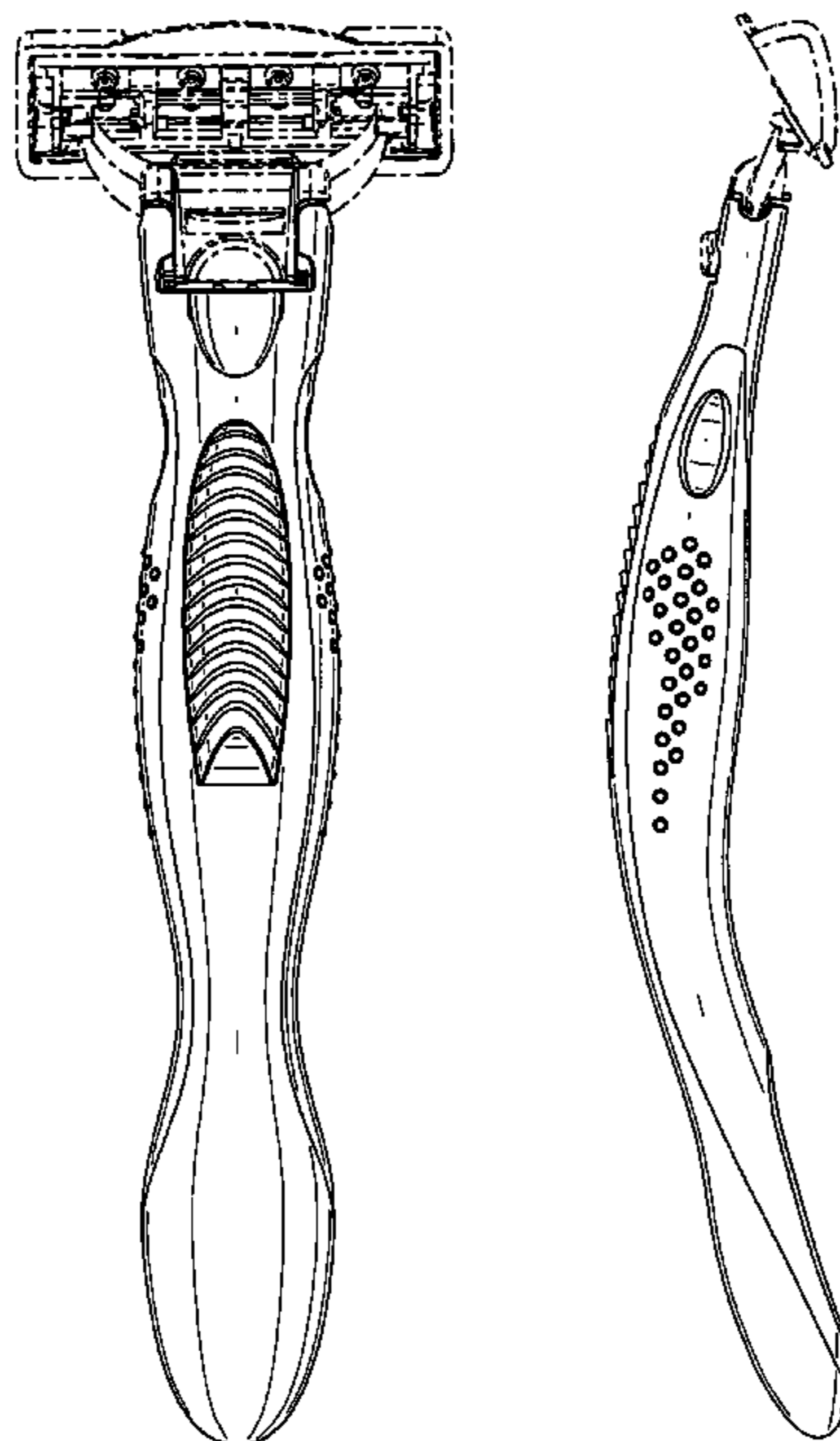
FIG. 5 is another side view of the shaving razor;

FIG. 6 is a top view of the shaving razor; and,

FIG. 7 is a bottom view of the shaving razor.

The broken lines shown in the drawings illustrate portions of the shaving razor and form no part of the claimed design.

1 Claim, 5 Drawing Sheets



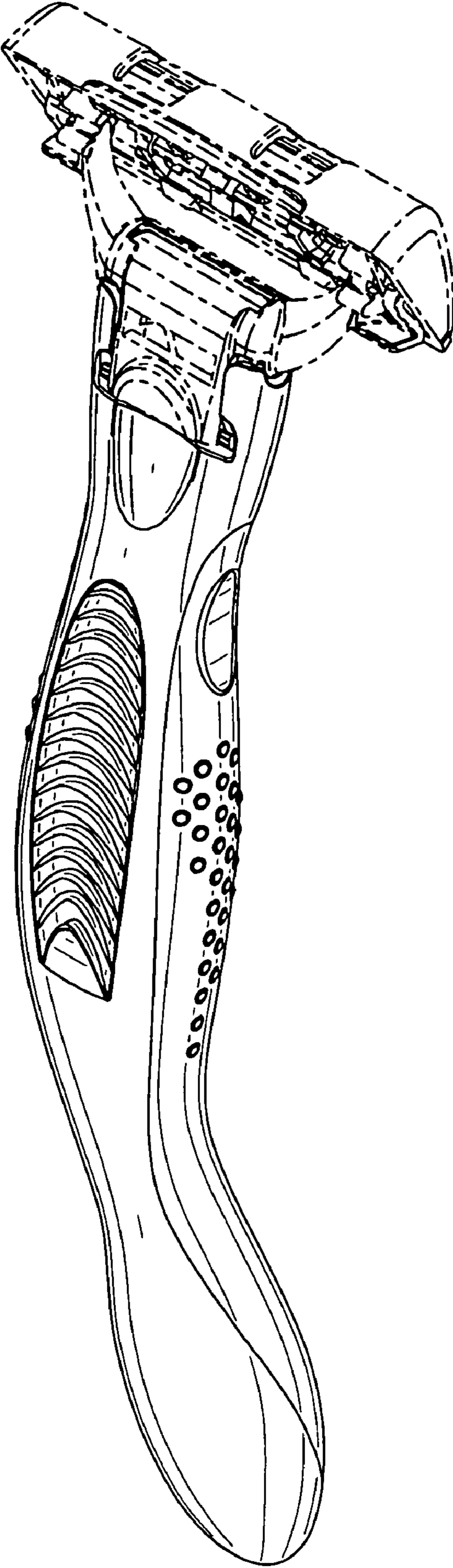


FIG. 1

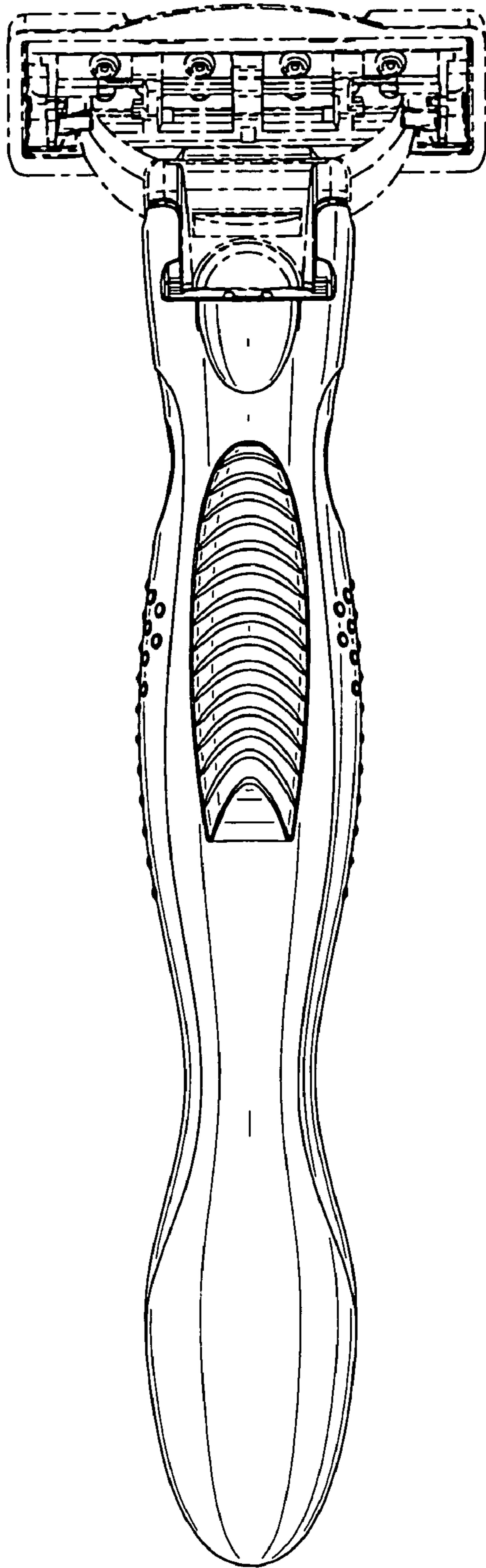


FIG. 2

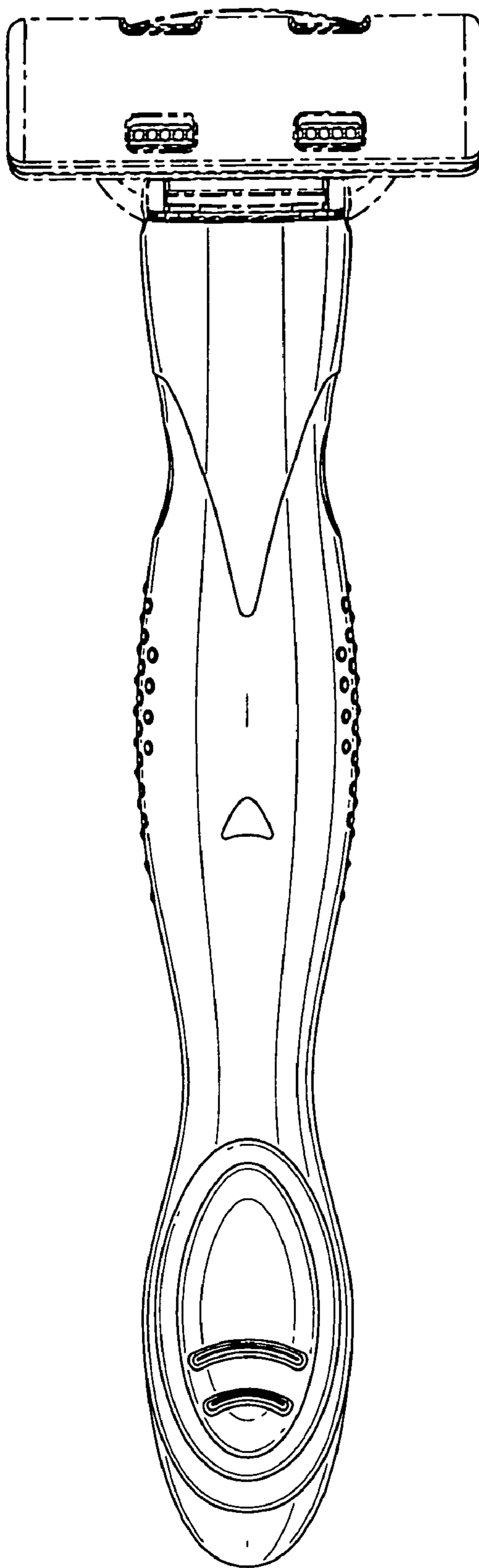


FIG. 3

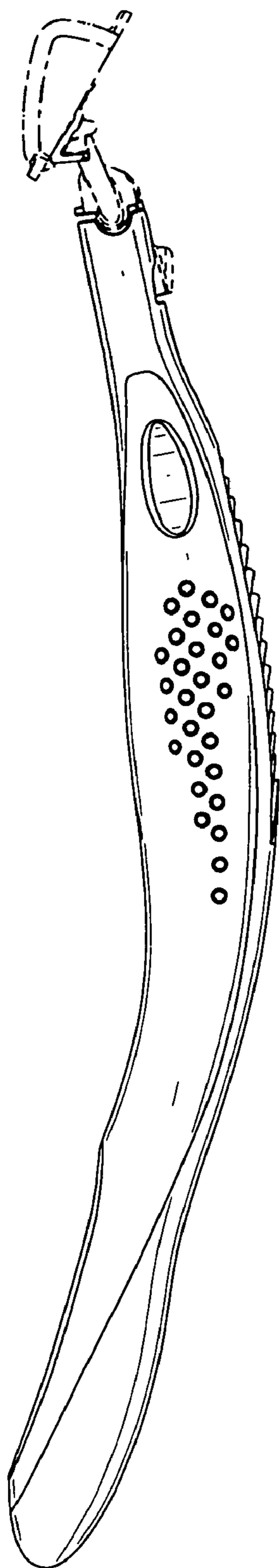


FIG. 4

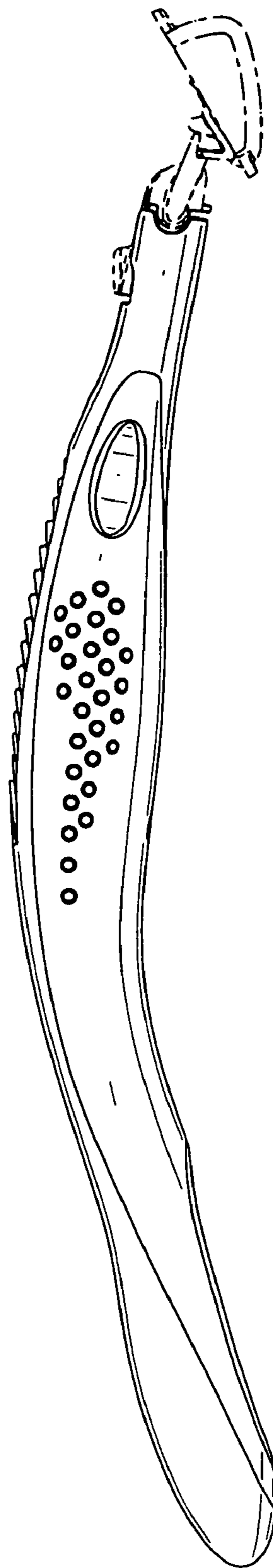


FIG. 5

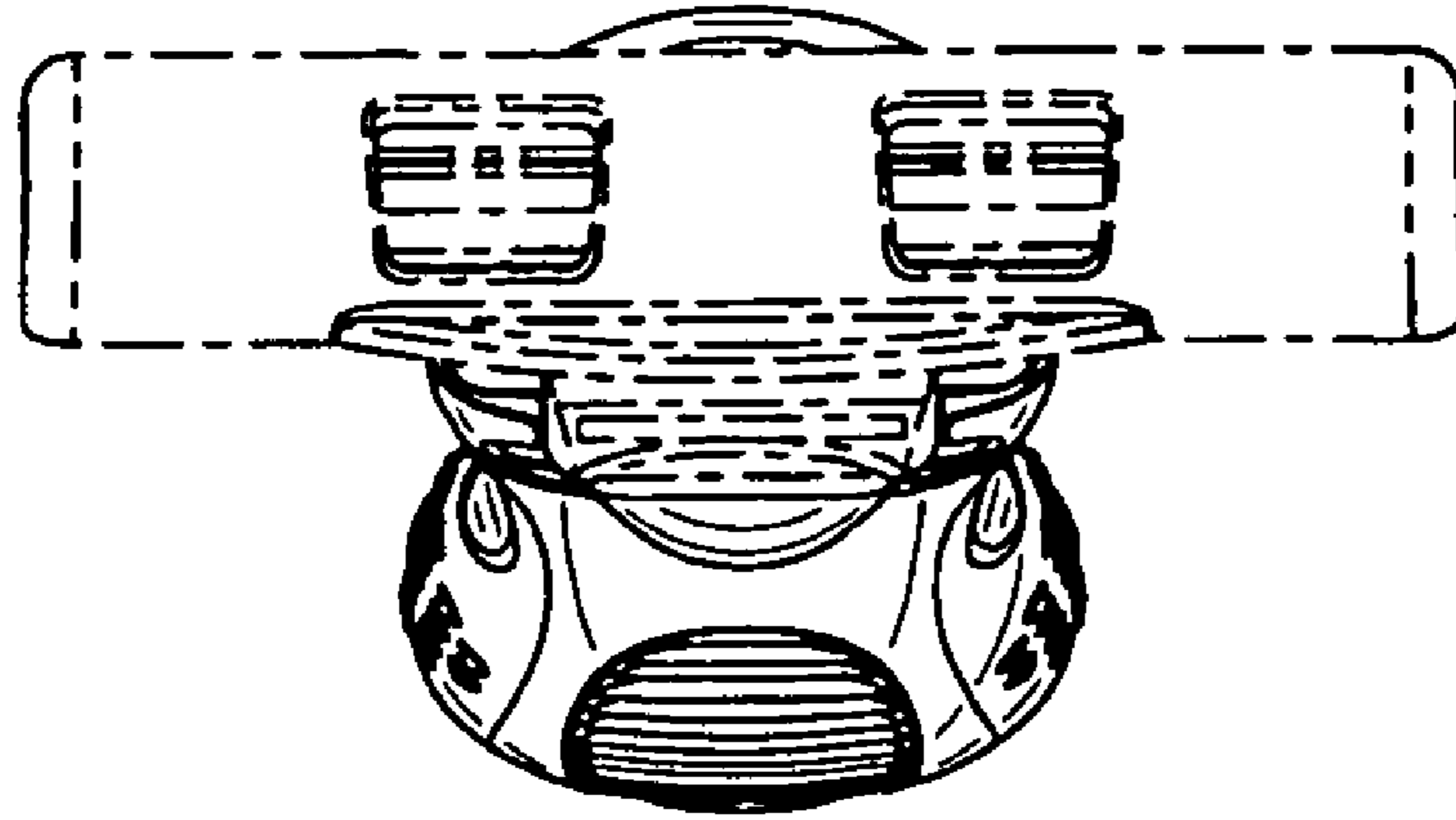


FIG. 6

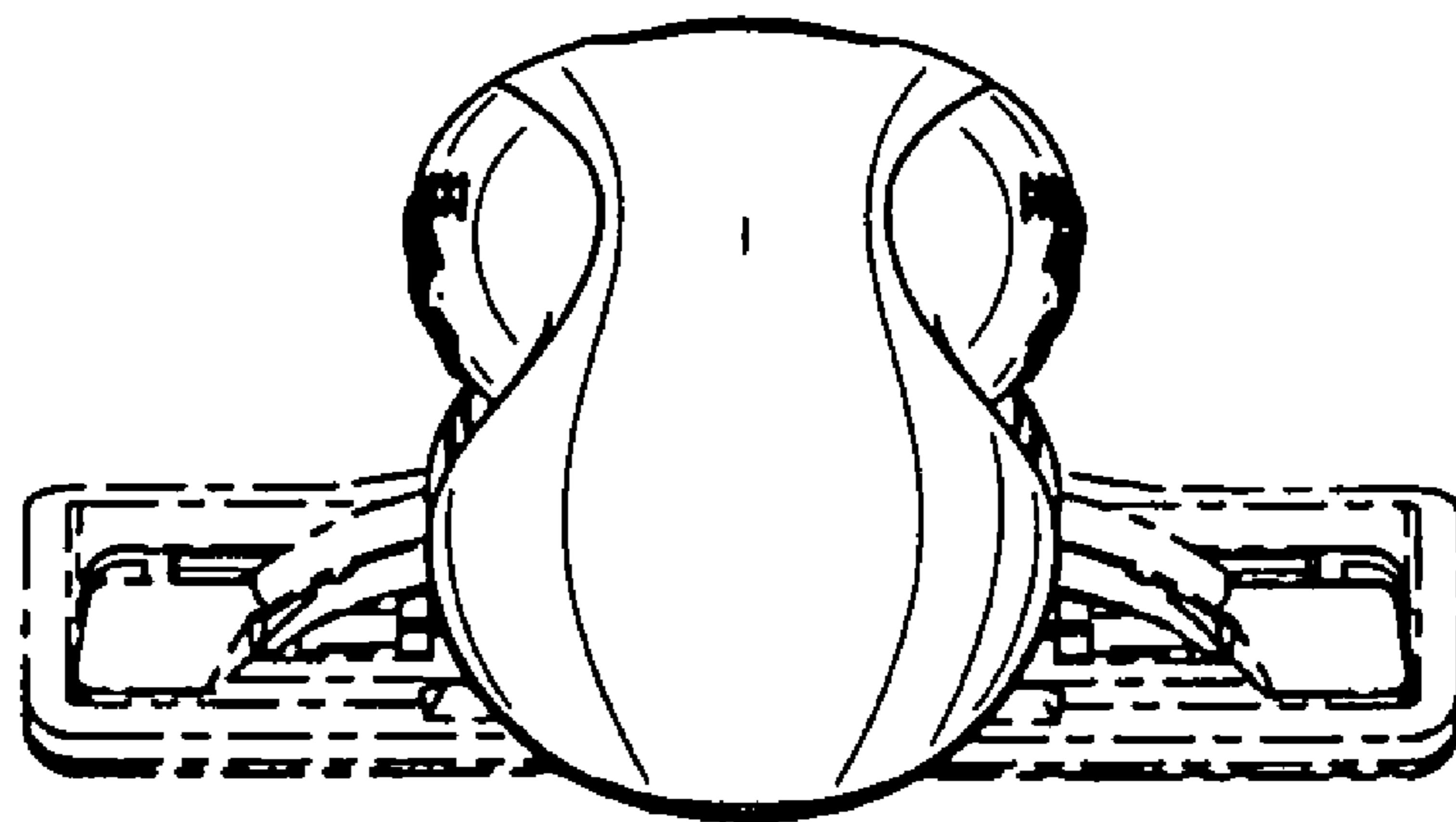


FIG. 7