



US00D589206S

(12) **United States Design Patent**
Sabernig

(10) **Patent No.:** **US D589,206 S**

(45) **Date of Patent:** **** Mar. 24, 2009**

(54) **LIGHT FIXTURE**

(75) Inventor: **Robert Sabernig**, Munster (AT)

(73) Assignee: **EGLO Leuchten GmbH**, Innsbruck (AT)

(**) Term: **14 Years**

(21) Appl. No.: **29/322,803**

(22) Filed: **Aug. 12, 2008**

(51) **LOC (9) Cl.** **23-03**

(52) **U.S. Cl.** **D26/110; D26/93**

(58) **Field of Classification Search** D26/1,
D26/24, 67, 93-94, 104-110; 362/3, 153,
362/186, 217, 255, 257, 277, 317, 351, 353,
362/362, 363, 382, 431, 433, 458, 806
See application file for complete search history.

(56) **References Cited**

U.S. PATENT DOCUMENTS

D310,729 S *	9/1990	Stearns	D26/110
D368,547 S *	4/1996	Chen	D26/93
D385,647 S *	10/1997	Swanson	D26/110
D388,222 S *	12/1997	Barry	D26/112

OTHER PUBLICATIONS

“Model M109 Table Lamp” designed by Josef Hoffman, “1000 Lights” (eds. Charlotte & Peter Fiell) 2006, p. 87.*

“Alfa Table Lamp” designed by Sergio Mazza, “100 Lights” (eds. Charlotte & Peter Fiell) 2006, p. 356.*

* cited by examiner

Primary Examiner—Brian N Vinson

(74) *Attorney, Agent, or Firm*—Baker & McKenzie LLP

(57) **CLAIM**

The ornamental design for a light fixture, as shown and described.

DESCRIPTION


FIG. 1 is a top perspective view of a light fixture in accordance with my design;

FIG. 2 is a side elevation view of the light fixture in accordance with my design, all side views being identical;

FIG. 3 is a top plan view of the light fixture in accordance with my design; and,

FIG. 4 is a bottom plan view of the light fixture in accordance with my design.

1 Claim, 2 Drawing Sheets



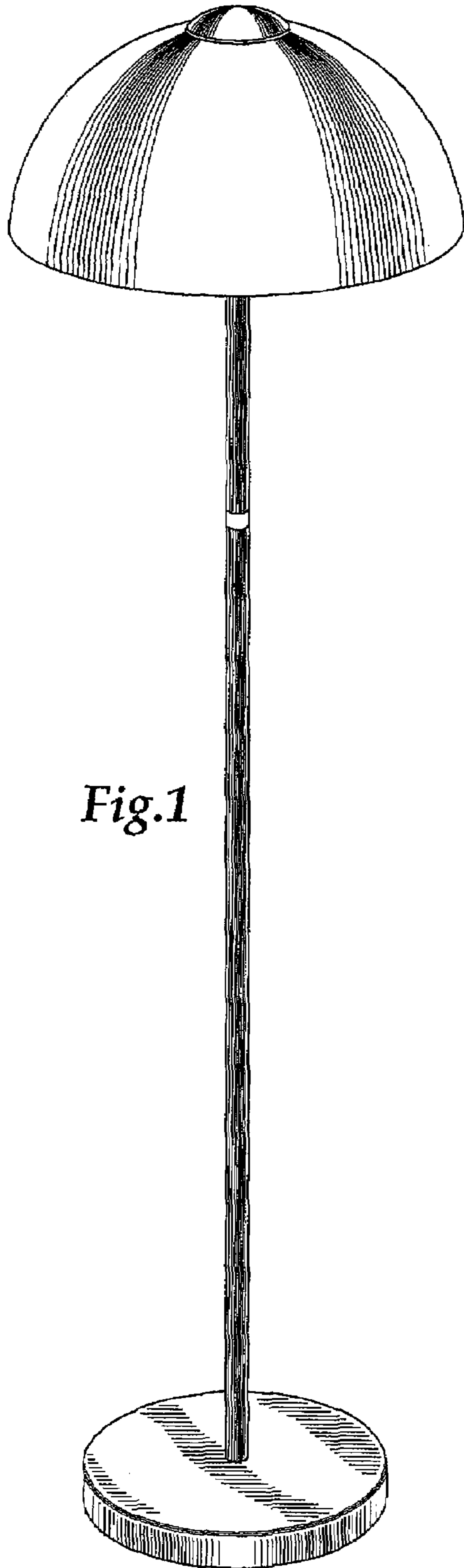


Fig.1

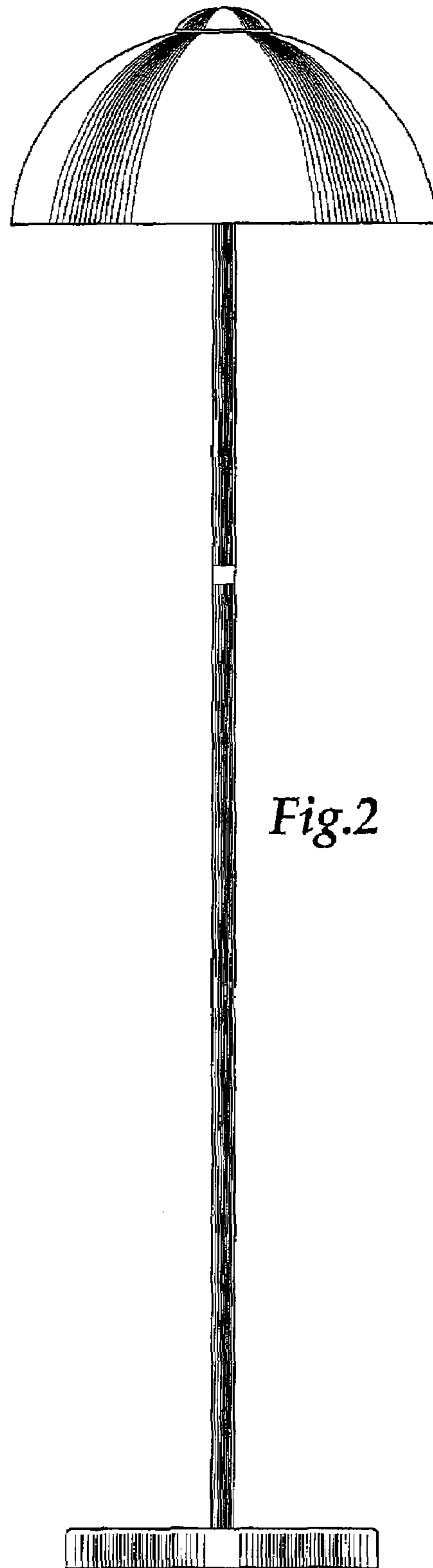


Fig.2

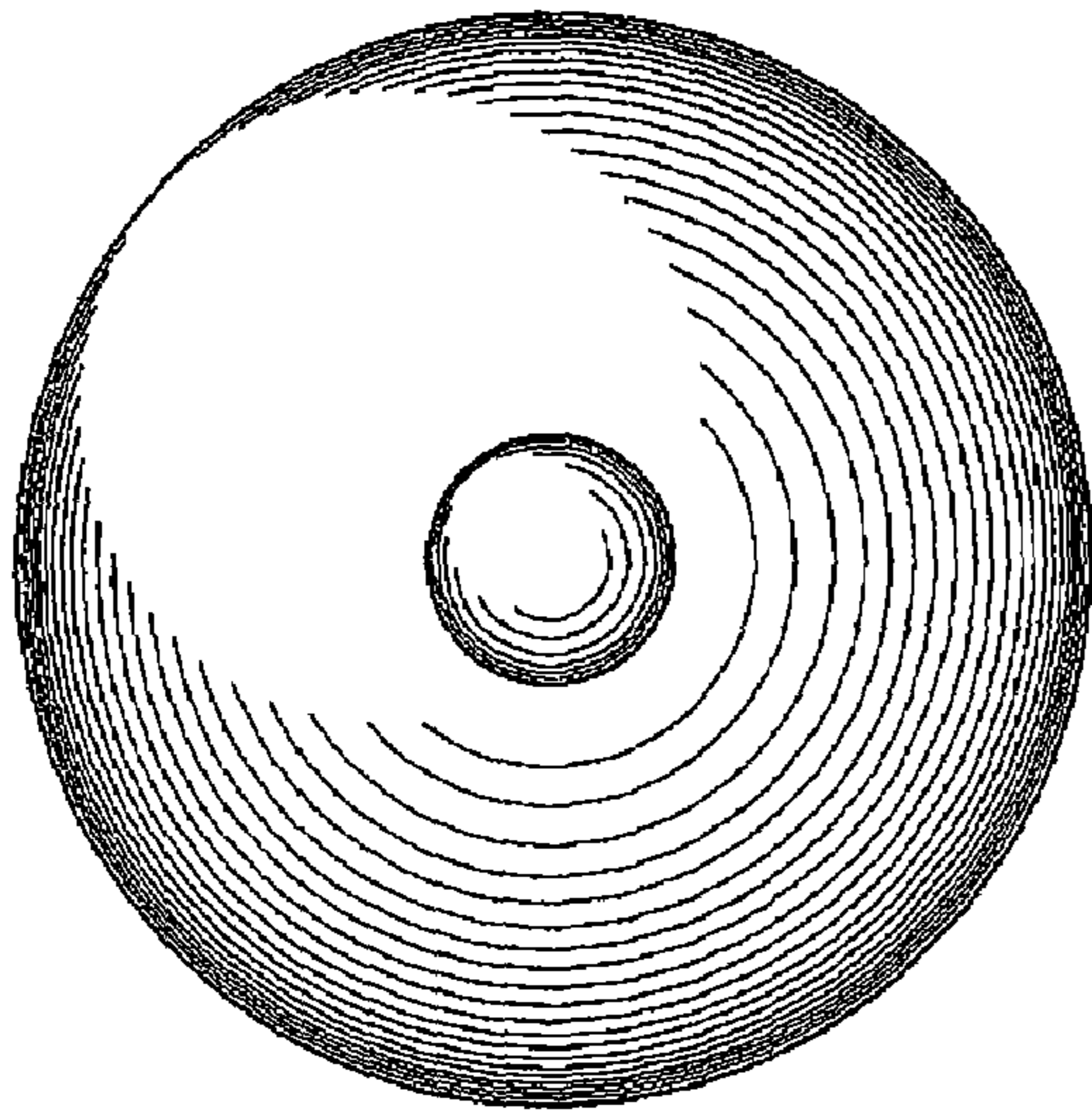


Fig.3

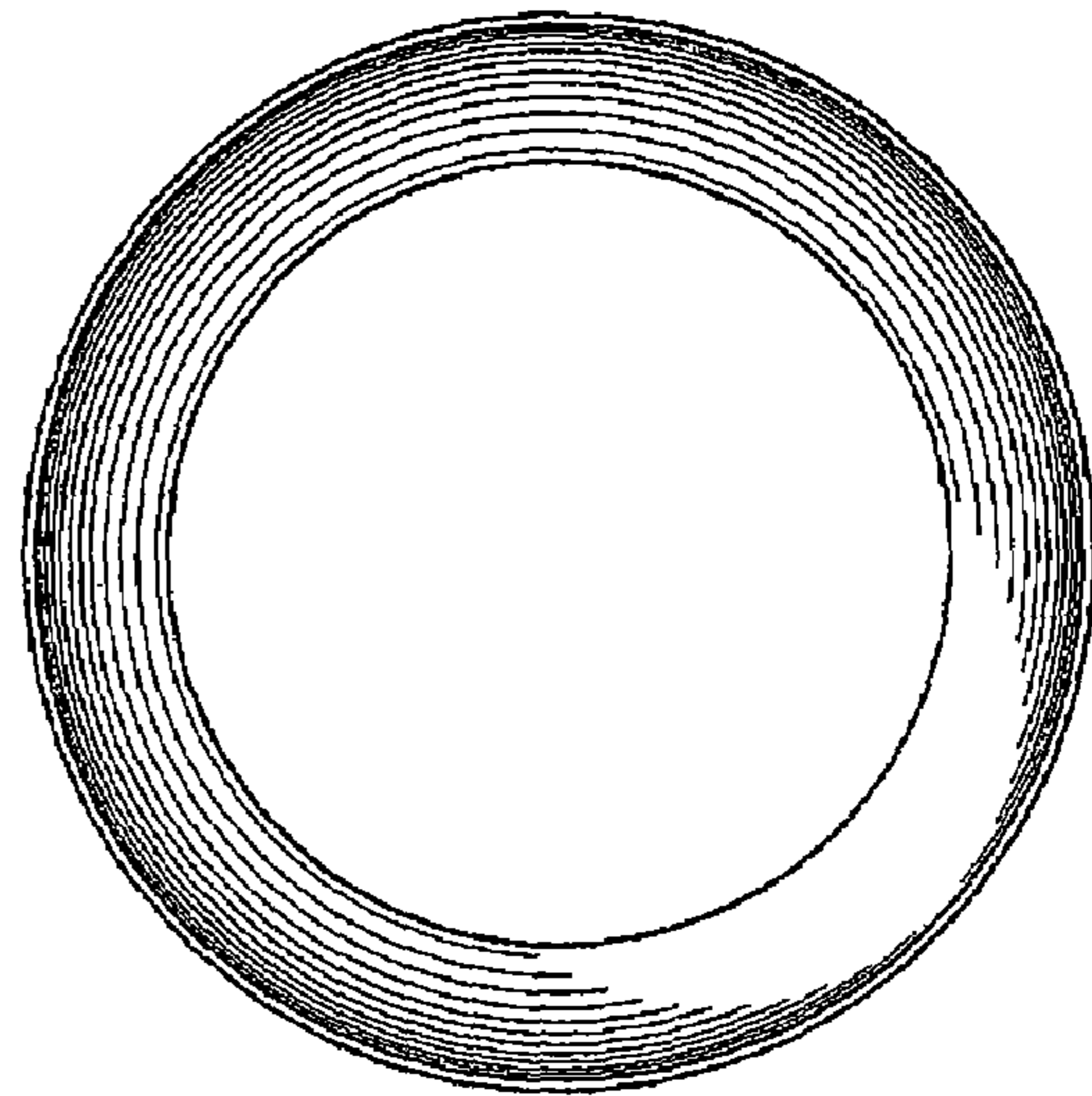


Fig.4