



US00D589181S

(12) **United States Design Patent**
Tomatsu et al.

(10) **Patent No.:** **US D589,181 S**
(45) **Date of Patent:** **** Mar. 24, 2009**

(54) **REAR COMBINATION LAMP FOR AN
AUTOMOBILE**

(75) Inventors: **Nobuyuki Tomatsu**, Toyota (JP);
Hisataka Tokizane, Kariya (JP)

(73) Assignee: **Toyota Jidosha Kabushiki Kaisha**,
Toyota (JP)

(**) Term: **14 Years**

(21) Appl. No.: **29/274,389**

(22) Filed: **Apr. 20, 2007**

(51) **LOC (9) Cl.** **26-06**

(52) **U.S. Cl.** **D26/28**

(58) **Field of Classification Search** D26/28-36;
362/459-468, 475-478, 485-487
See application file for complete search history.

(56) **References Cited**

U.S. PATENT DOCUMENTS

- D552,769 S * 10/2007 Leclercq D26/28
- D561,357 S * 2/2008 Leclercq D26/28
- D565,211 S * 3/2008 Haller et al. D26/28

OTHER PUBLICATIONS

Brochure of Axela; Mazda Axela; Mazda Motor Corp.; Oct. 2003.

Brochure of Roadster; Mazda Roadster; Mazda Motor Corp.; Oct. 9, 2005.

* cited by examiner

Primary Examiner—Marcus A. Jackson

(74) *Attorney, Agent, or Firm*—Finnegan, Henderson, Farabow, Garrett & Dunner, L.L.P.

(57) **CLAIM**

The ornamental design for a rear combination lamp for an automobile, as shown and described.

DESCRIPTION

FIG. 1 is a perspective view of a rear combination lamp for an automobile of our new design;

FIG. 2 is a front view thereof;

FIG. 3 is a rear view thereof;

FIG. 4 is a bottom view thereof;


FIG. 5 is a top view thereof;

FIG. 6 is a left-side view thereof; and,

FIG. 7 is a right-side view thereof.

Our design includes the mirror image of the embodiment depicted.

1 Claim, 4 Drawing Sheets






FIG. 1




FIG. 3




FIG. 2



FIG. 5




FIG. 4




FIG. 7




FIG. 6