

US00D589179S

(12) **United States Design Patent**
Nishihama et al.

(10) **Patent No.:** **US D589,179 S**
(45) **Date of Patent:** **** Mar. 24, 2009**

(54) **REAR COMBINATION LAMP FOR A MOTOR VEHICLE**

Toyota Celica, Brochure of Celica, Dec. 2005; Toyota Jidosha Kabushiki Kaisha.

(75) Inventors: **Toyokazu Nishihama**, Toyota (JP);
Masaaki Yagi, Toyota (JP); **Yuji Kitagawa**, Osaka (JP)

* cited by examiner

Primary Examiner—Marcus A. Jackson
(74) *Attorney, Agent, or Firm*—Finnegan, Henderson, Farabow, Garrett & Dunner, L.L.P.

(73) Assignee: **Toyota Jidosha Kabushiki Kaisha**,
Toyota (JP)

(**) Term: **14 Years**

(21) Appl. No.: **29/272,361**

(22) Filed: **Feb. 7, 2007**

(51) **LOC (9) Cl.** **26-06**

(52) **U.S. Cl.** **D26/28**

(58) **Field of Classification Search** D26/28–36;
362/459–468, 475–478, 485–487

See application file for complete search history.

(56) **References Cited**

U.S. PATENT DOCUMENTS

D552,769 S *	10/2007	Leclercq	D26/28
D553,269 S *	10/2007	Pfeiffer et al.	D26/28
D561,357 S *	2/2008	Leclercq	D26/28
D565,211 S *	3/2008	Haller et al.	D26/28

OTHER PUBLICATIONS

Toyota Rush, Brochure of Rush, Jan. 2006; Toyota Jidosha Kabushiki Kaisha.

(57) **CLAIM**

The ornamental design for a rear combination lamp for a motor vehicle, as shown and described.

DESCRIPTION

FIG. 1 is a perspective view of a rear combination lamp for a motor vehicle of our new design;

FIG. 2 is a front view thereof;

FIG. 3 is a rear view thereof;

FIG. 4 is a top plan view thereof;

FIG. 5 is a bottom plan view thereof;

FIG. 6 is a left-side view thereof; and,

FIG. 7 is a right-side view thereof.

The design includes the mirror image of the embodiment depicted.

1 Claim, 3 Drawing Sheets





FIG. 1




FIG. 2




FIG. 3




FIG. 4




FIG. 5




FIG. 7




FIG. 6