



US00D589162S

(12) **United States Design Patent**
Manthei et al.

(10) **Patent No.:** **US D589,162 S**
(45) **Date of Patent:** **** Mar. 24, 2009**

(54) **CONCRETE BLOCK SIMULATING NATURAL STONE**

D511,846 S * 11/2005 Evans D25/113
2007/0062149 A1 * 3/2007 Scherer et al. 52/596
2007/0193204 A1 * 8/2007 Scherer 52/599

(75) Inventors: **James A. Manthei**, Petoskey, MI (US);
Jeremy L. Manthei, Charlevoix, MI (US)

* cited by examiner

(73) Assignee: **Rosetta Hardscapes, LLC**, Charlevoix, MI (US)

Primary Examiner—T. Chase Nelson
Assistant Examiner—Anhdao Doan

(74) *Attorney, Agent, or Firm*—MacMillan, Sobanski & Todd LLC

(**) Term: **14 Years**

(57) **CLAIM**

(21) Appl. No.: **29/321,108**

The ornamental design for a concrete block simulating natural stone, as shown and described.

(22) Filed: **Jul. 10, 2008**

(51) **LOC (9) Cl.** **25-01**

DESCRIPTION

(52) **U.S. Cl.** **D25/113**

FIG. 1 is a perspective view as seen from the upper left front of a concrete block simulating natural stone showing our new design;

(58) **Field of Classification Search** D25/102–118,
D25/164; D21/484–491, 499–502; 405/284–286;
404/27–31, 37–39, 42; 52/503–505, 574–576,
52/596–608, 612

FIG. 2 is a perspective view as seen from the upper right front thereof;

See application file for complete search history.

FIG. 3 is a bottom view thereof;

(56) **References Cited**

FIG. 4 is a front view thereof;

U.S. PATENT DOCUMENTS

FIG. 5 is a left end view thereof;

D466,619 S *	12/2002	Britton	D25/113
D468,449 S *	1/2003	Britton	D25/113
D486,245 S *	2/2004	Morey	D25/113
D486,246 S *	2/2004	Manthei	D25/113
D500,864 S *	1/2005	Klettenberg et al.	D25/113
D511,578 S *	11/2005	Mugge et al.	D25/113

FIG. 6 is a right end view thereof; and,

FIG. 7 is a top view thereof.

The back of the block does not form a part of the design.

1 Claim, 7 Drawing Sheets





Fig. 1



Fig. 2




Fig. 3



Fig. 4




Fig. 5



Fig. 6




Fig. 7