



US00D589148S

(12) **United States Design Patent**  
**Strnad et al.**

(10) **Patent No.:** **US D589,148 S**  
(45) **Date of Patent:** **\*\* Mar. 24, 2009**

(54) **ORTHOPEDIC PLATE**  
(75) Inventors: **Lee A. Strnad**, Broadview Hts, OH (US); **David B. Kay**, Akron, OH (US); **Amanda Martin**, Norton, OH (US); **G. Martin Wynkoop**, Gainesville, FL (US)  
(73) Assignee: **Orthohelix Surgical Designs, Inc.**, Akron, OH (US)  
(\*\*) Term: **14 Years**

6,712,820 B2 3/2004 Orbay  
6,755,833 B1 \* 6/2004 Paul et al. .... 606/70  
7,128,744 B2 \* 10/2006 Weaver et al. .... 606/280  
2004/0059334 A1 3/2004 Weaver et al.  
2004/0153073 A1 8/2004 Orbay  
2004/0193155 A1 9/2004 Castaneda  
2005/0065522 A1 3/2005 Orbay  
2005/0080421 A1 4/2005 Weaver et al.  
2005/0085818 A1 4/2005 Huebner  
2005/0245931 A1 11/2005 Orbay  
2006/0259039 A1 11/2006 Pitkanen et al.

(21) Appl. No.: **29/310,187**  
(22) Filed: **Jul. 31, 2008**

**Related U.S. Application Data**

(62) Division of application No. 29/271,372, filed on Jan. 17, 2007, now Pat. No. Des. 576,731.

(51) **LOC (9) Cl.** ..... **24-03**  
(52) **U.S. Cl.** ..... **D24/155**  
(58) **Field of Classification Search** ..... D24/155, D24/156, 157; 623/17.11, 16.71; D8/391-393, D8/382, 354; 606/246, 247, 248, 249, 258, 606/267, 280, 70, 71, 283, 299, 166, 903, 606/905, 906, 286, 396, 17.16, 17.13, 250, 606/272.74

See application file for complete search history.

(56) **References Cited**

**U.S. PATENT DOCUMENTS**

5,190,545 A \* 3/1993 Corsi et al. .... 606/74  
5,197,966 A 3/1993 Sommerkamp  
5,853,413 A \* 12/1998 Carter et al. .... 606/281  
6,096,040 A \* 8/2000 Esser ..... 606/280  
6,183,475 B1 \* 2/2001 Lester et al. .... 606/281  
6,221,073 B1 \* 4/2001 Weiss et al. .... 606/70  
D443,060 S \* 5/2001 Benirschke et al. .... D24/155  
6,358,250 B1 3/2002 Orbay  
6,364,882 B1 4/2002 Orbay  
D469,533 S \* 1/2003 Bryant et al. .... D24/155  
6,508,819 B1 1/2003 Orbay  
6,623,486 B1 9/2003 Weaver et al.

**OTHER PUBLICATIONS**

New Trauma Products from AO Development, Jun. 2006 (p. 9).

\* cited by examiner

*Primary Examiner*—Charles A Rademaker  
(74) *Attorney, Agent, or Firm*—Hudak, Shunk & Farine Co. LPA

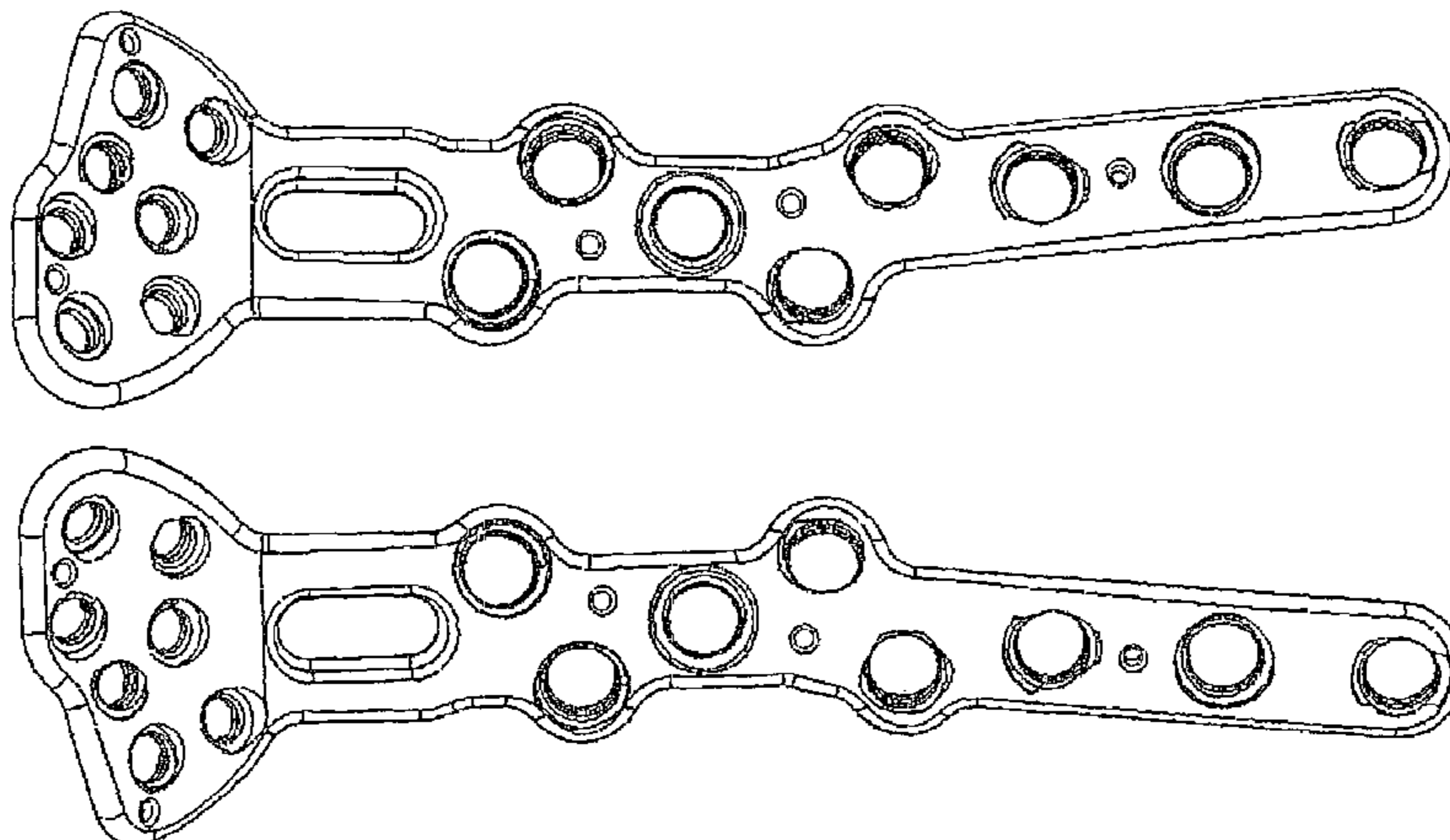
(57) **CLAIM**

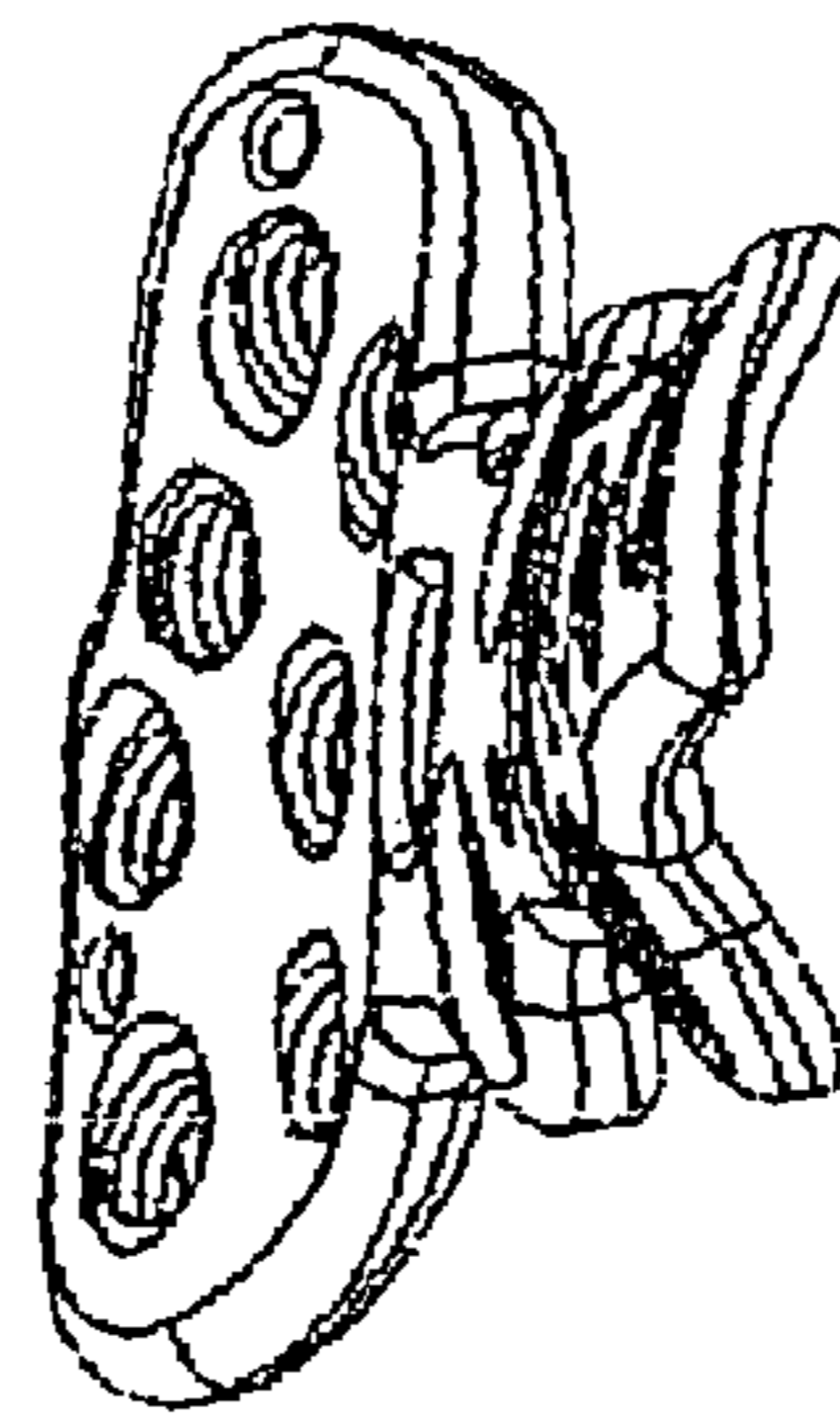
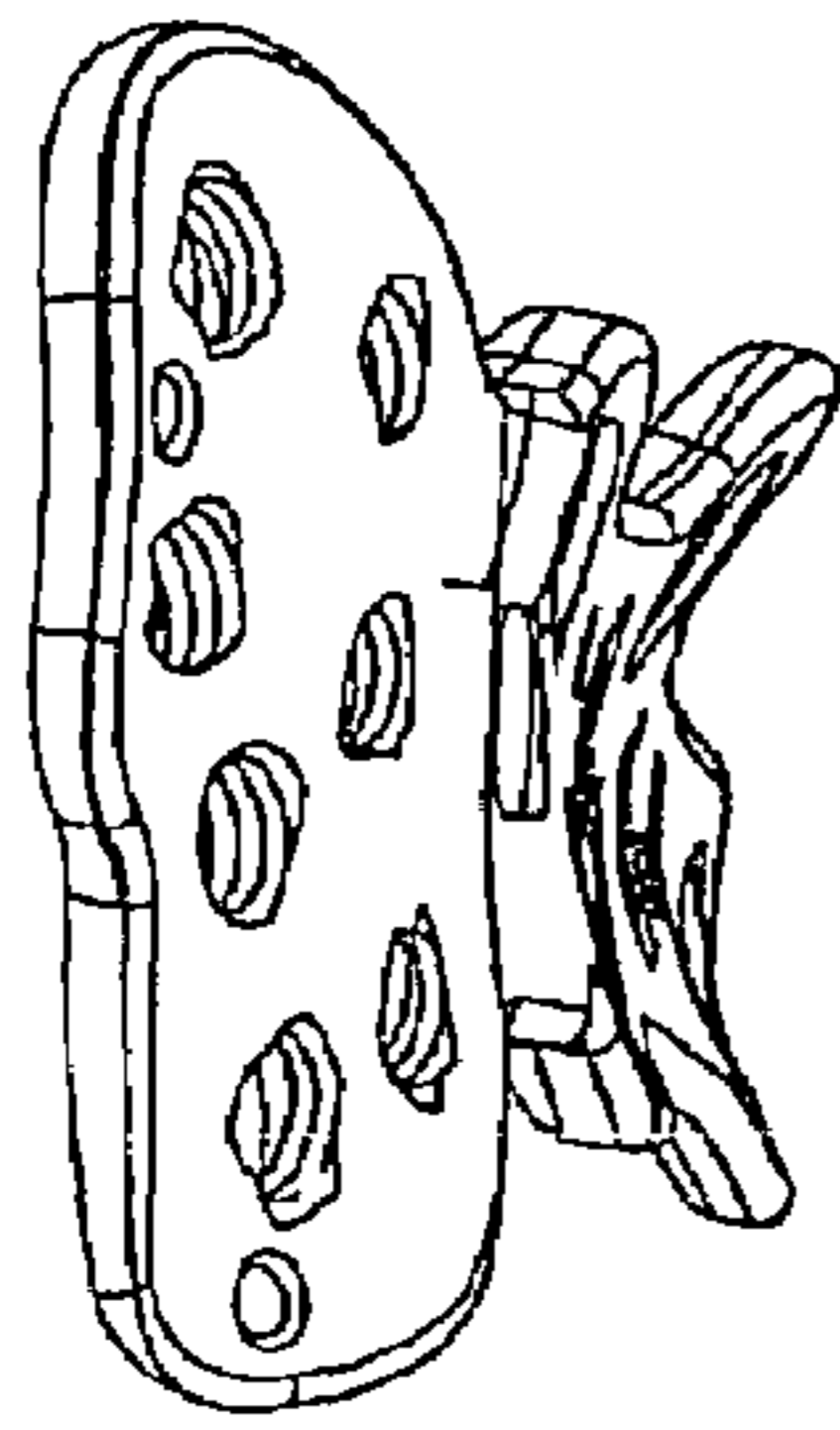
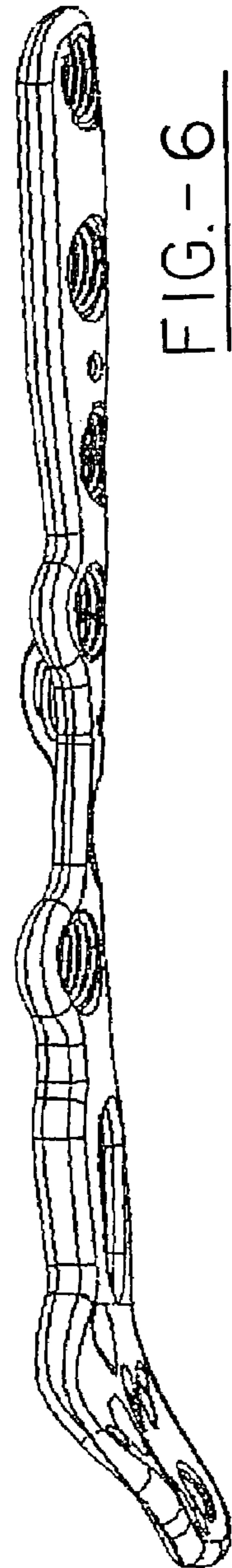
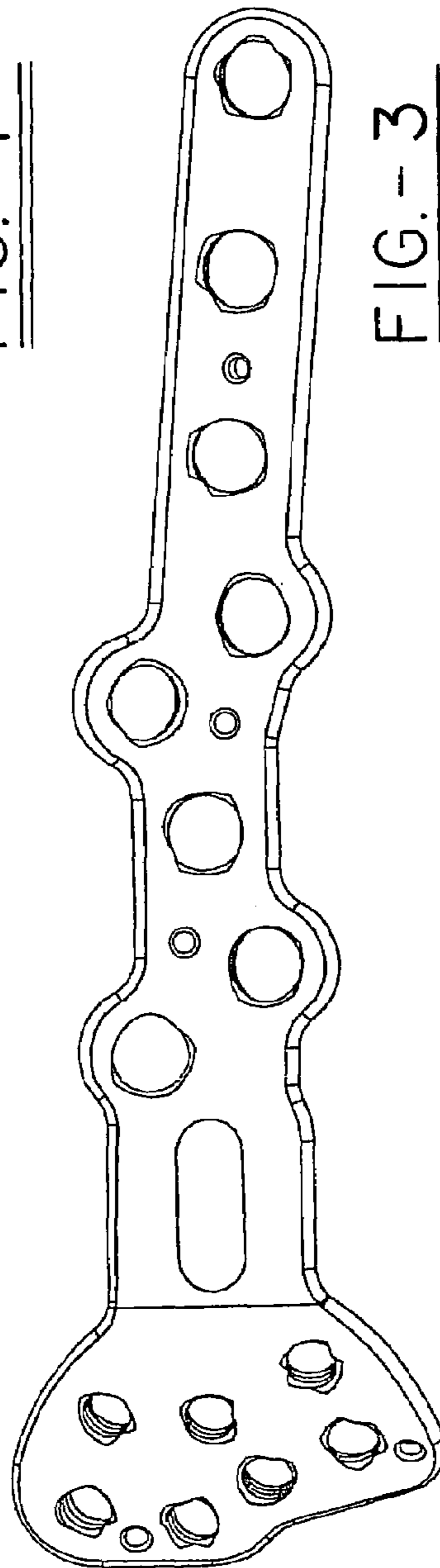
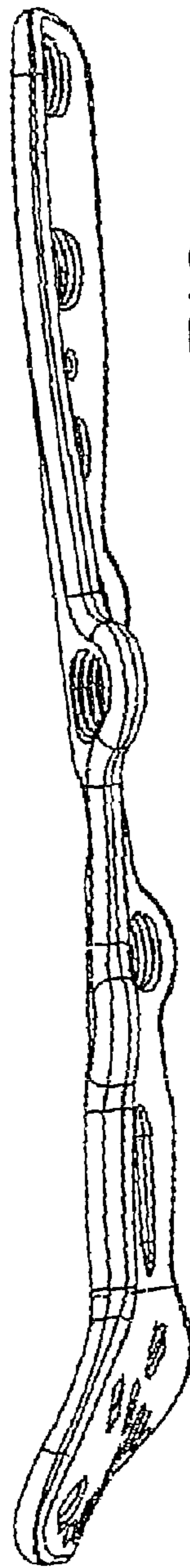
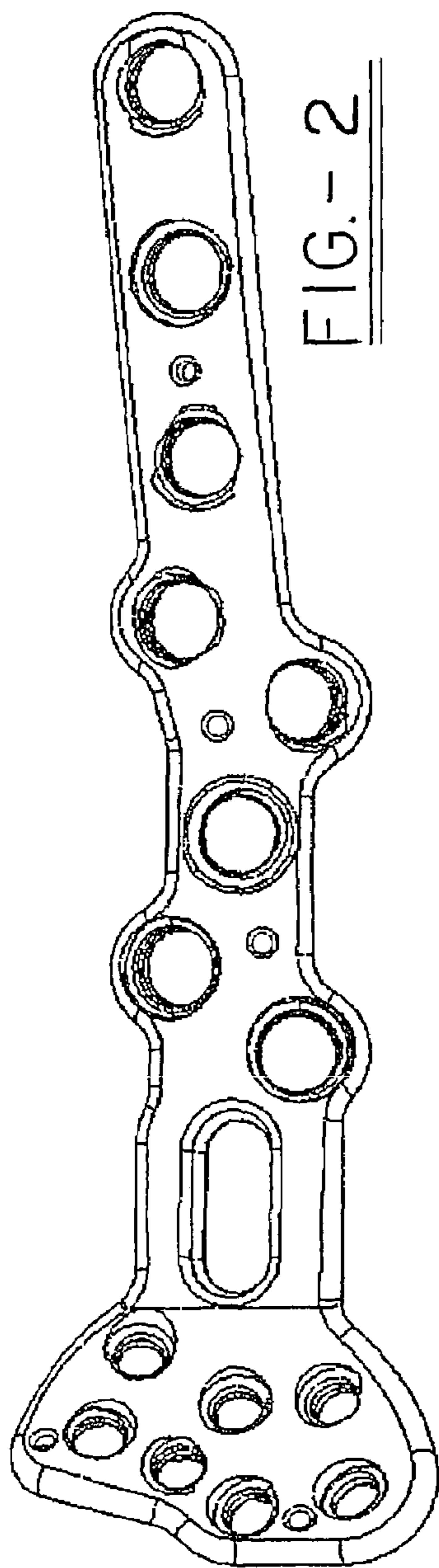
The ornamental design for an orthopedic plate, as shown and described.

**DESCRIPTION**

FIG. 1 is a front elevation of an orthopedic plate showing our new design;  
FIG. 2 is a top plan view thereof;  
FIG. 3 is a bottom plan view thereof;  
FIG. 4 is a left end elevation thereof;  
FIG. 5 is a right end elevation thereof;  
FIG. 6 is a rear elevation thereof;  
FIG. 7 is a front elevation of a modified embodiment of the design shown in FIGS. 1 through 6;  
FIG. 8 is a top plan view thereof;  
FIG. 9 is a bottom plan view thereof;  
FIG. 10 is a left end elevation thereof;  
FIG. 11 is a right end elevation thereof; and,  
FIG. 12 is a rear elevation thereof.

**1 Claim, 2 Drawing Sheets**





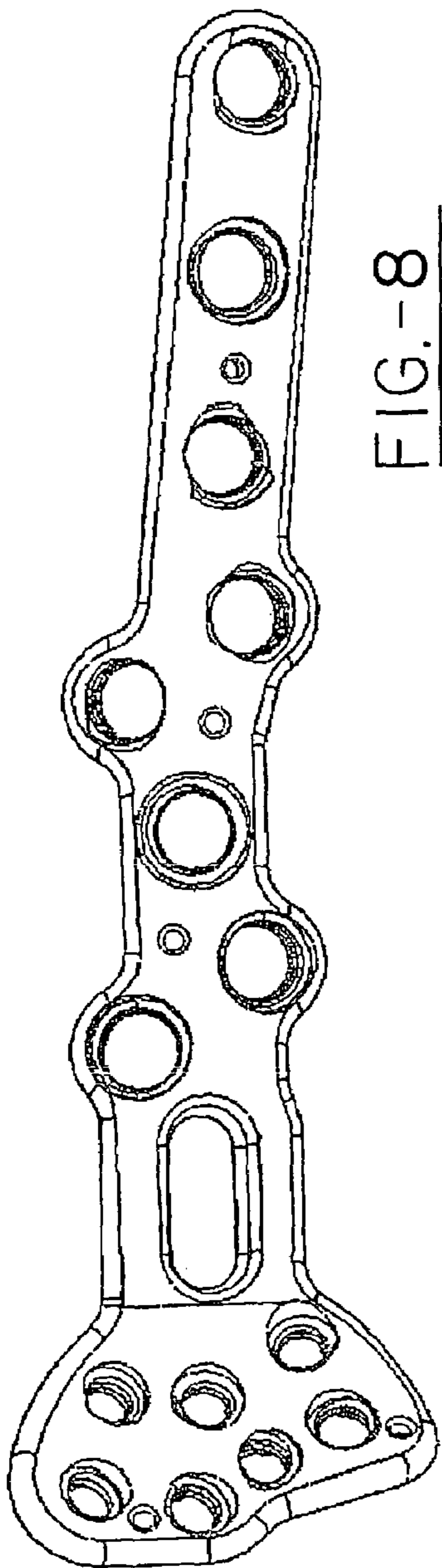


FIG. - 8

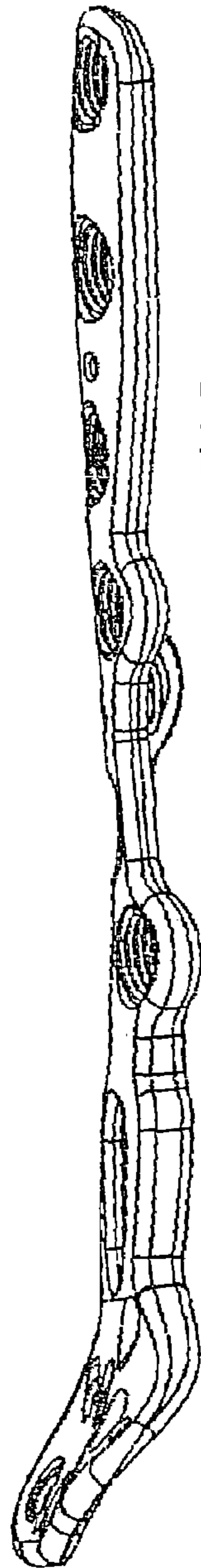


FIG. - 7

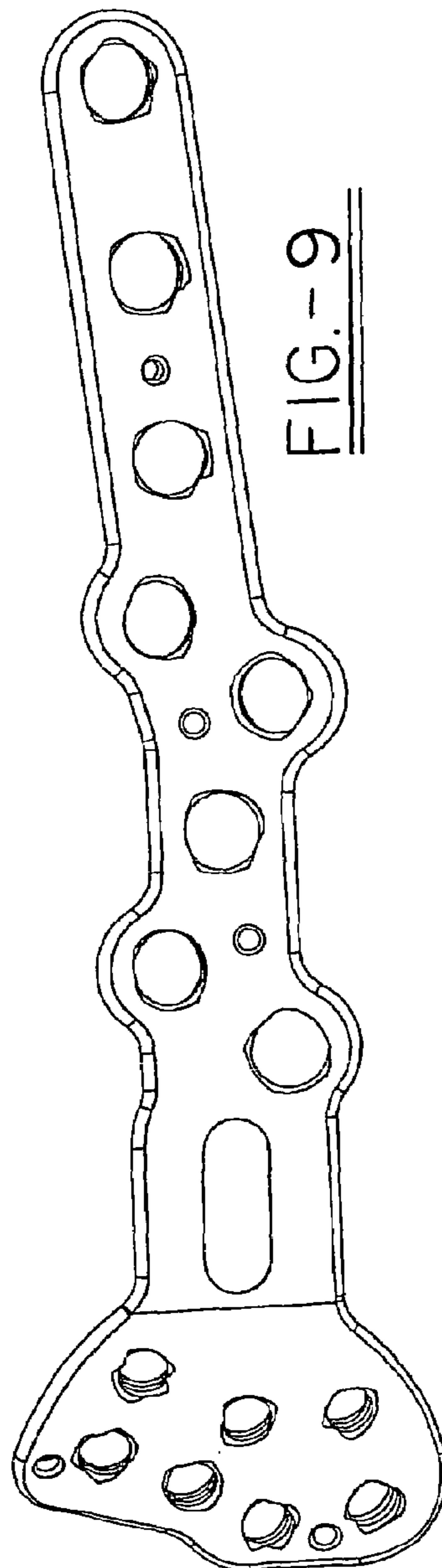


FIG. - 9

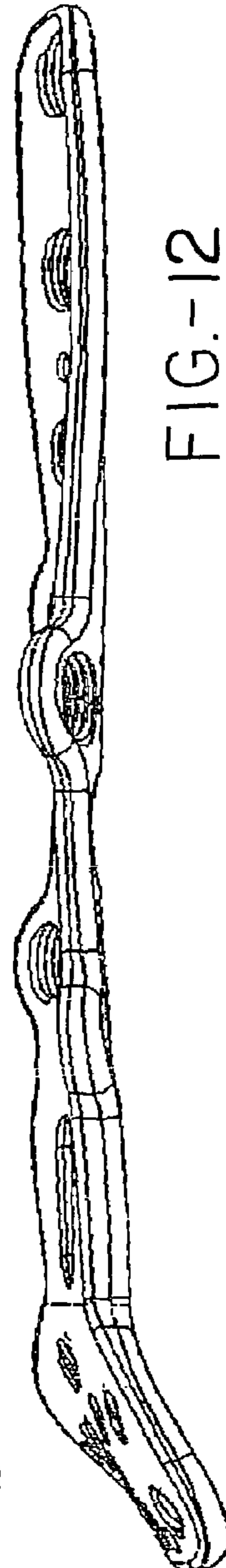


FIG. - 12

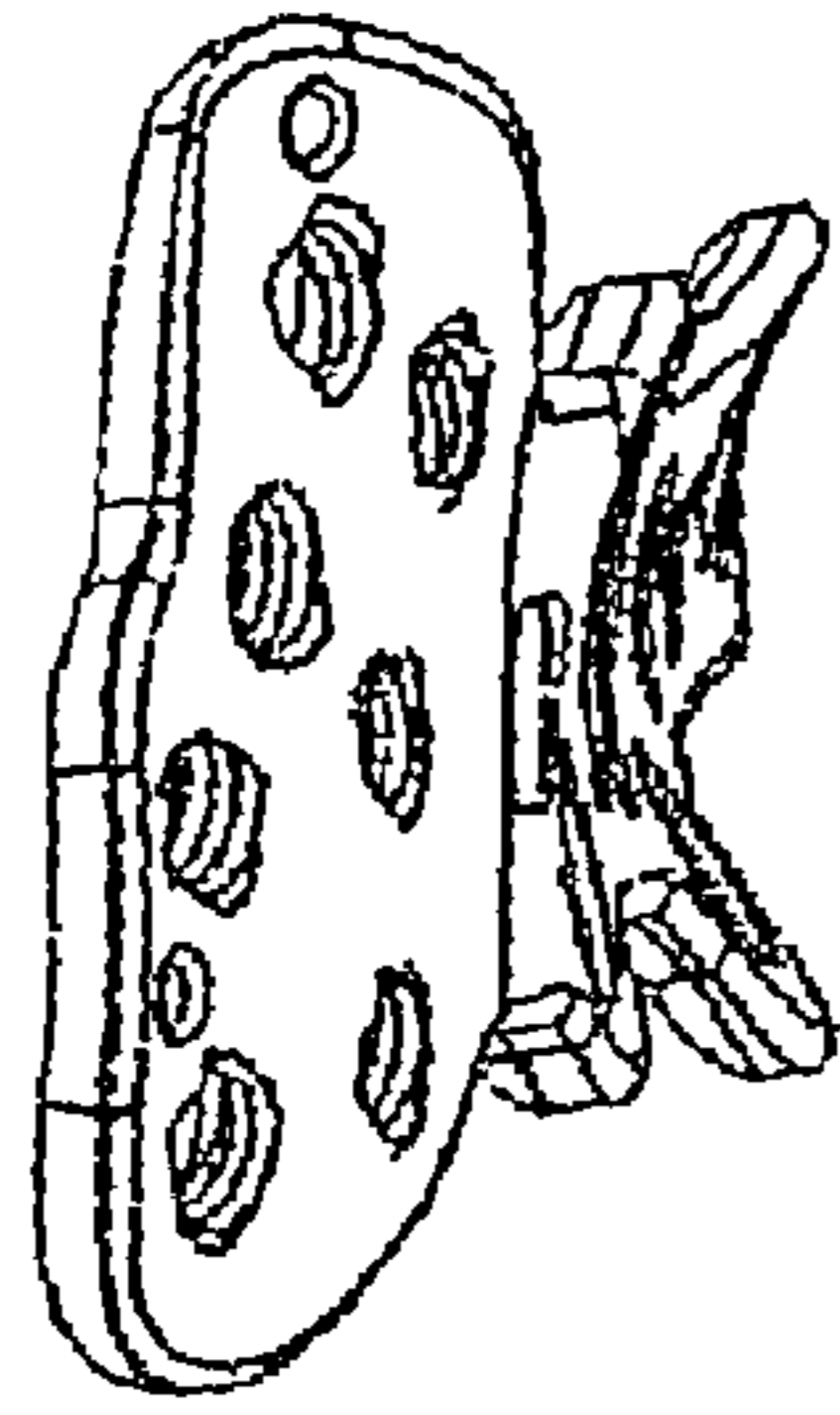


FIG. - 10

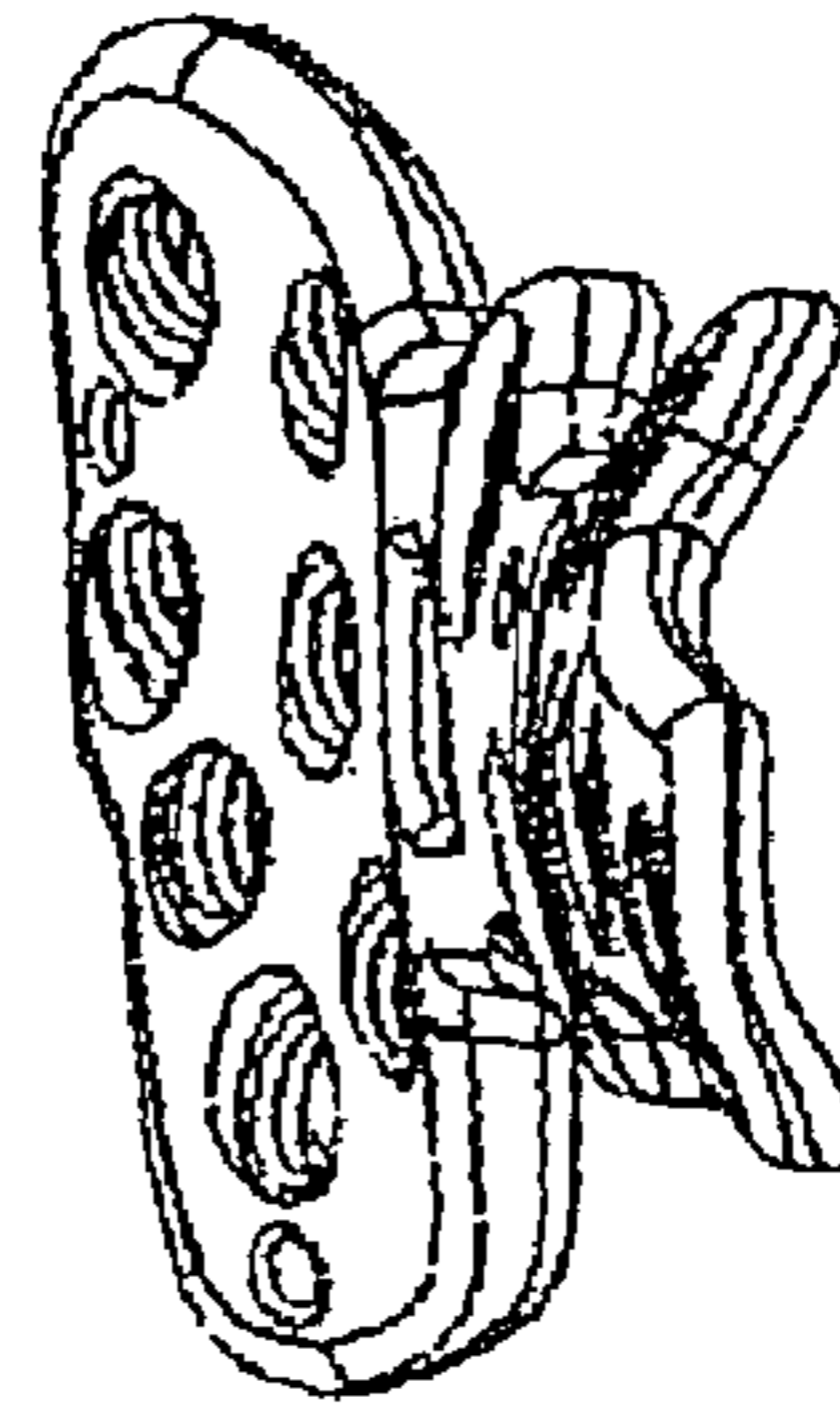


FIG. - 11