



US00D589135S

(12) **United States Design Patent**
Benner

(10) **Patent No.:** **US D589,135 S**
(45) **Date of Patent:** **** Mar. 24, 2009**

(54) **EAR PLUG**

(75) Inventor: **Devin Benner**, Pleasant Ridge, MI (US)

(73) Assignee: **McKeon Products, Inc.**, Warren, MI (US)

(**) Term: **14 Years**

(21) Appl. No.: **29/270,085**

(22) Filed: **Dec. 14, 2006**

Related U.S. Application Data

(62) Division of application No. 29/241,730, filed on Oct. 31, 2005, now Pat. No. Des. 548,325.

(51) **LOC (9) Cl.** **24-04**

(52) **U.S. Cl.** **D24/106**

(58) **Field of Classification Search** D24/106,
D24/134, 174, 173; 128/864, 866; 181/135,
181/130, 129; 381/317, 224, 330; D14/205,
D14/206; D29/112

See application file for complete search history.

(56) **References Cited**

U.S. PATENT DOCUMENTS

2,672,863 A * 3/1954 Leight 128/867
D236,162 S * 7/1975 Leight D24/106
4,564,009 A * 1/1986 Brinkhoff 128/864

5,452,731 A * 9/1995 Dickman 128/864
D418,650 S * 1/2000 Neuhaus D34/1
D423,664 S * 4/2000 Falco D24/106
D435,626 S * 12/2000 Benini D22/116
D449,592 S * 10/2001 Koss et al. D14/223
D541,412 S * 4/2007 Benner D24/106
2006/0175722 A1 * 8/2006 Babcock et al. 264/41

* cited by examiner

Primary Examiner—Ian Simmons
Assistant Examiner—Anna J Burmeister
(74) *Attorney, Agent, or Firm*—Butzel Long

(57) **CLAIM**

The ornamental design for an ear plug, as shown and described.

DESCRIPTION

FIG. 1 is a top plan view of an ear plug of the present invention;

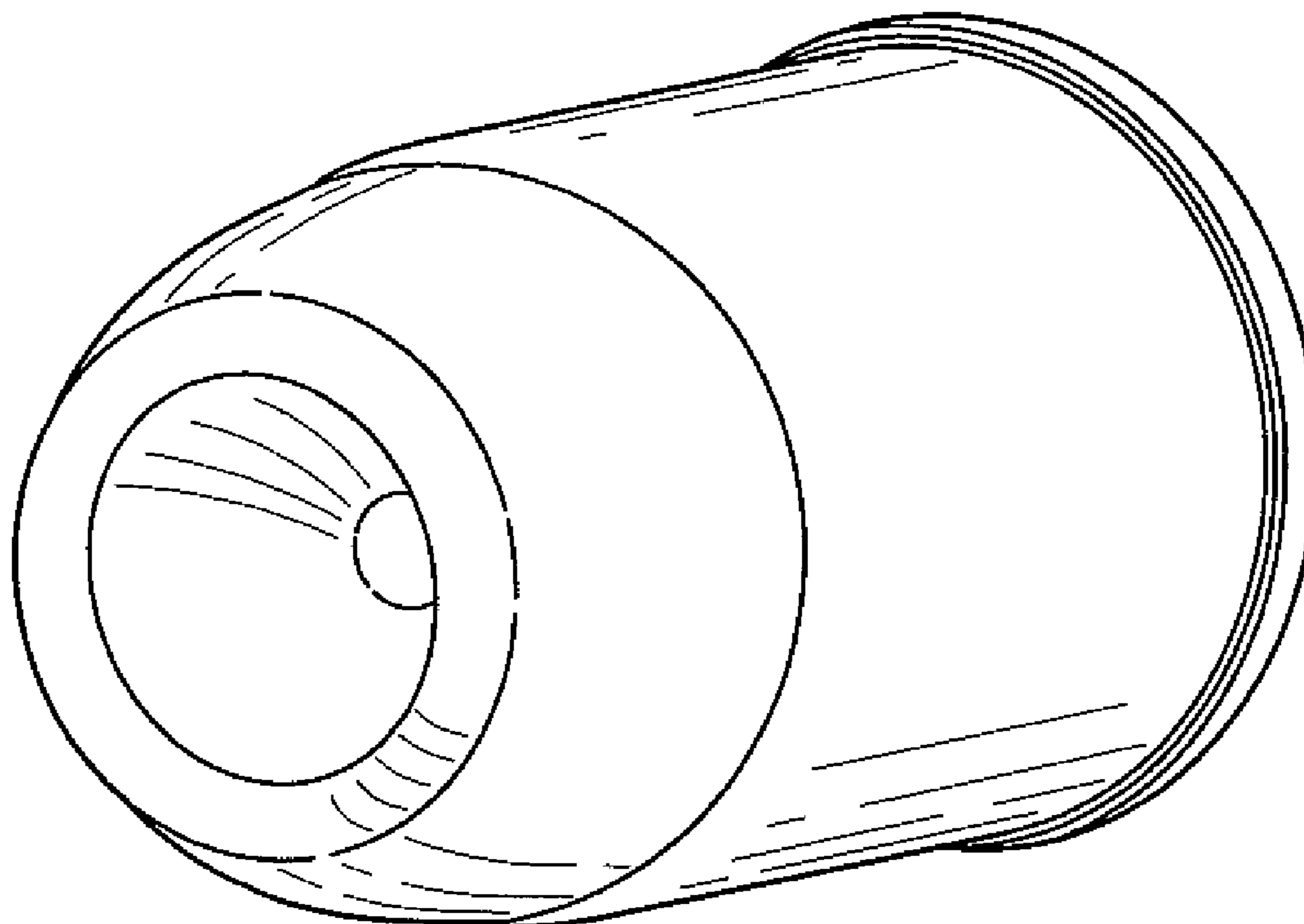
FIG. 2 is an elevation thereof, all elevation views being identical;

FIG. 3 is a bottom plan view thereof; and,

FIG. 4 is a front perspective view thereof.

The broken lines shown in the drawings are for environmental purposes only and form no part of the claimed design.

1 Claim, 2 Drawing Sheets



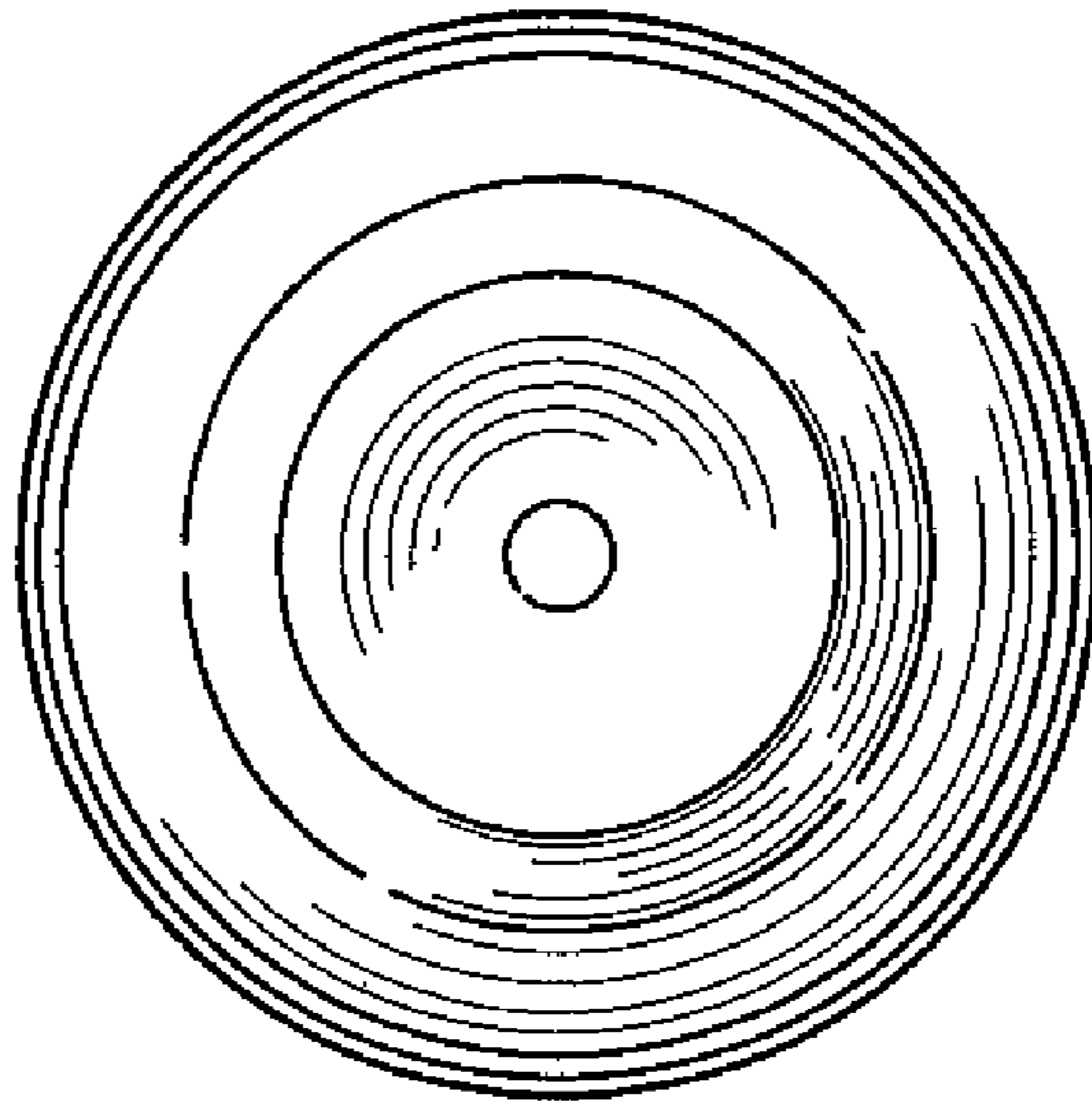


Fig. 1




Fig. 2

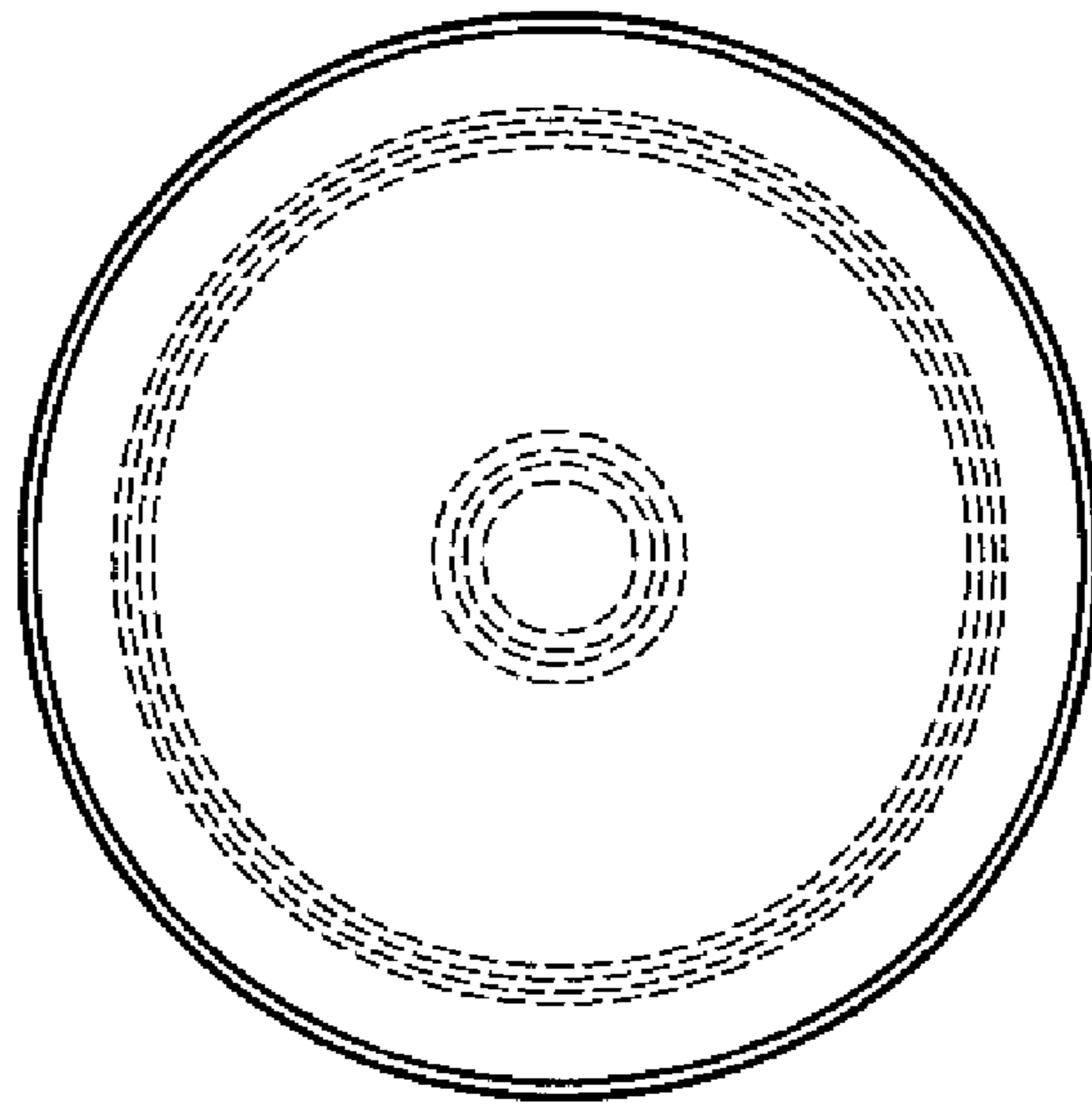


Fig. 3

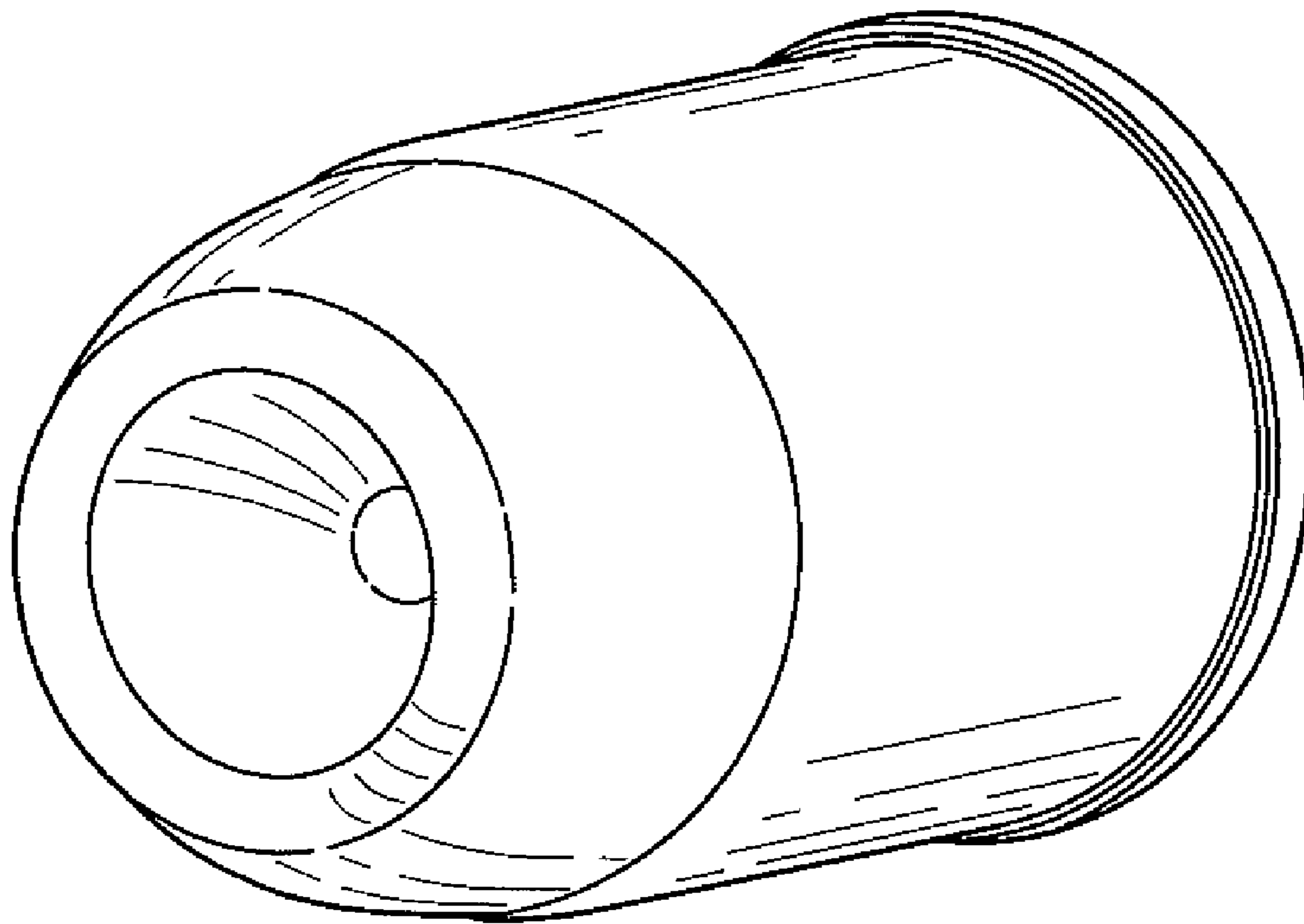


Fig. 4