



US00D589099S

(12) **United States Design Patent**
Purnell

(10) **Patent No.:** **US D589,099 S**

(45) **Date of Patent:** **** Mar. 24, 2009**

(54) **WOMEN'S LACROSS STICK**

(76) **Inventor:** **John W. Purnell**, 2908 Chiselford Dr.,
Sinking Spring, PA (US) 19608

(**) **Term:** **14 Years**

(21) **Appl. No.:** **29/305,400**

(22) **Filed:** **Mar. 19, 2008**

(51) **LOC (9) Cl.** **21-02**

(52) **U.S. Cl.** **D21/724; D21/757**

(58) **Field of Classification Search** **D21/724,**
D21/756, 757, 727; 473/505-515, 549; 124/5;
D25/128

See application file for complete search history.

(56) **References Cited**

U.S. PATENT DOCUMENTS

3,702,702	A *	11/1972	Hoult	473/513
4,037,841	A *	7/1977	Lewis, Jr.	473/513
4,206,918	A	6/1980	Lewis, Jr.	
4,739,994	A	4/1988	Lewis, Jr.	
5,048,843	A	9/1991	Dorfi et al.	
5,306,003	A *	4/1994	Pagotto	473/560
D350,999	S *	9/1994	Chen	D21/724
5,651,744	A	7/1997	Millon et al.	
5,685,781	A	11/1997	Pedersen et al.	
5,685,791	A	11/1997	Feeney	
D411,273	S	6/1999	Pedersen et al.	
5,993,328	A	11/1999	Pedersen et al.	
D418,566	S *	1/2000	Wever et al.	D21/757
D430,249	S *	8/2000	Burger	D21/757
D432,610	S *	10/2000	Barila	D21/756
D449,867	S *	10/2001	Ryu	D21/757
D458,329	S *	6/2002	Clark et al.	D21/757
6,500,079	B1 *	12/2002	Tucker, Sr.	473/513
6,752,730	B1	6/2004	Brine, Jr. et al.	
D505,986	S	6/2005	Bamber	
6,960,144	B2	11/2005	Tucker, Sr.	
7,108,616	B2	9/2006	Morrow et al.	

D534,227	S *	12/2006	Lee	D21/724
D538,362	S *	3/2007	Carroll	D21/724
7,201,678	B2	4/2007	Filice et al.	
D544,932	S *	6/2007	Scott	D21/724
7,282,000	B2 *	10/2007	Brine et al.	473/513
D558,289	S *	12/2007	Main	D21/757
7,371,196	B2 *	5/2008	Morrow et al.	473/513
D576,234	S *	9/2008	Rasmussen	D21/694
D579,069	S *	10/2008	Gedeon	D21/757

(Continued)

Primary Examiner—Prabhakar Dshkmukh

Assistant Examiner—Mark A Goodwin

(74) *Attorney, Agent, or Firm*—Sand & Sebolt

(57) **CLAIM**

The ornamental design for a women's lacrosse stick, as shown and described.

DESCRIPTION

FIG. 1 is a top plan view of a women's lacrosse stick showing my new design.

FIG. 2 is a side elevational view thereof.

FIG. 3 is an enlarged top plan view thereof with the head and end removed for clarity.

FIG. 4 is an enlarged side elevational view thereof.

FIG. 5 is an enlarged bottom plan view thereof.

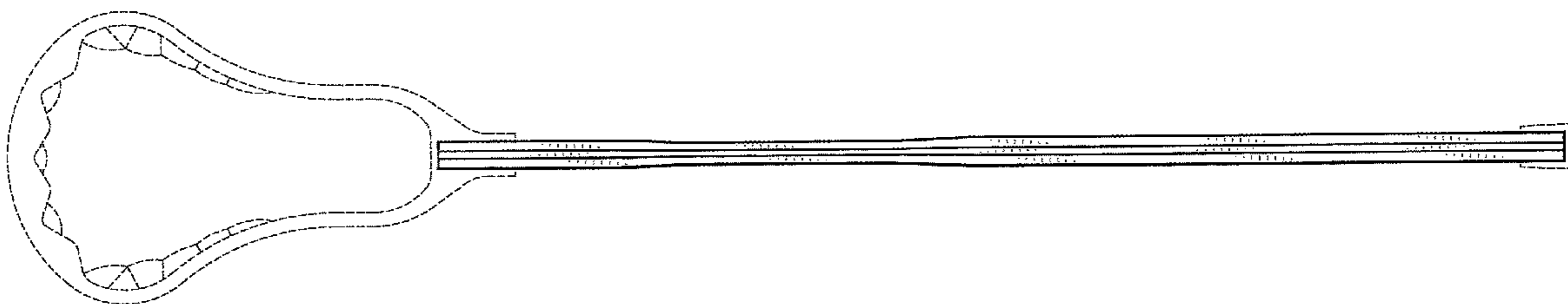
FIG. 6 is an enlarged side elevational view thereof.

FIG. 7 is an enlarged front side elevational view thereof taken along line 7—7 of FIG. 4; and,

FIG. 8 is an enlarged rear side elevational view thereof taken along line 8—8 of FIG. 4.

The broken line showing of the head and end portion of a lacrosse stick in FIGS. 1 and 2 is included for the purpose of illustrating environmental structure and forms no part of the claimed design.

1 Claim, 2 Drawing Sheets

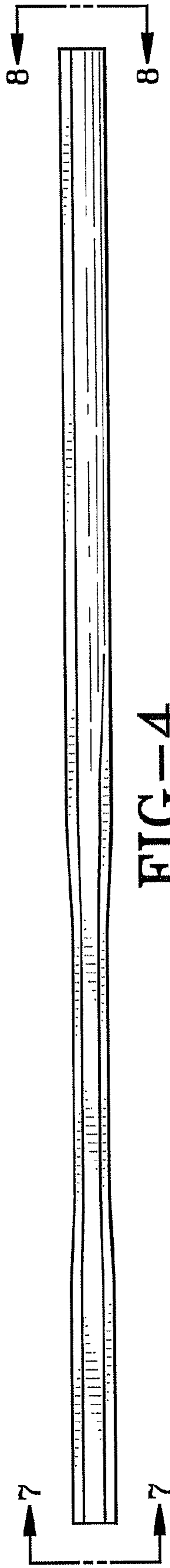
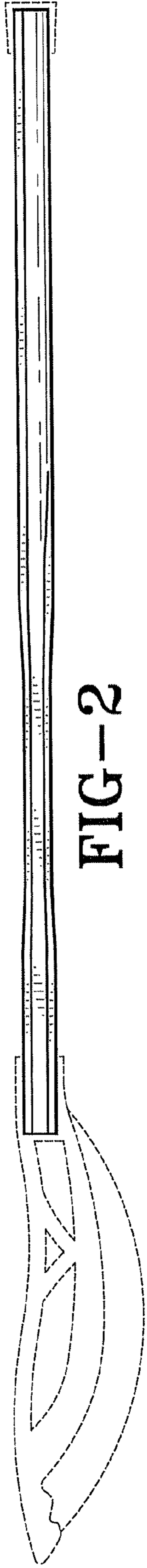
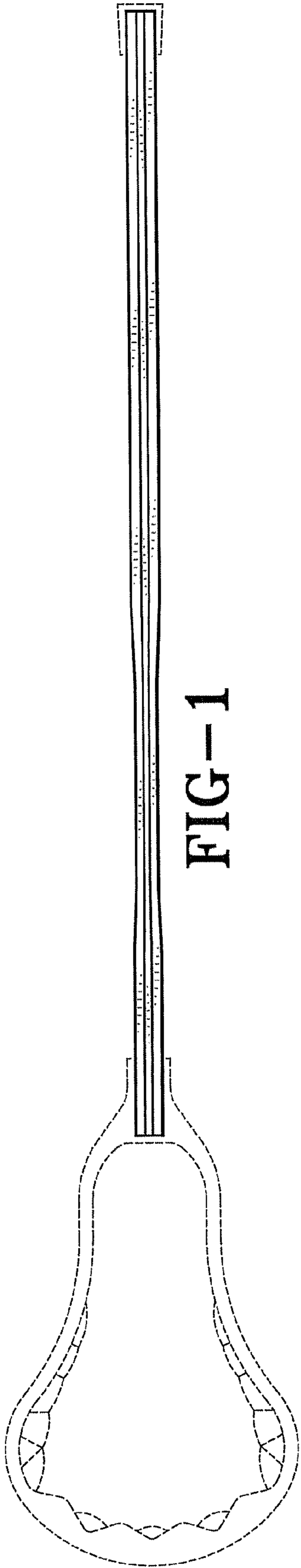


US D589,099 S

Page 2

U.S. PATENT DOCUMENTS			
2004/0116217	A1	6/2004	Morrow et al.
2004/0121864	A1	6/2004	Morrow et al.
2005/0130759	A1	6/2005	Hayden et al.
2005/0130773	A1	6/2005	Hayden et al.
2005/0209029	A1	9/2005	Morrow et al.
2005/0277495	A1	12/2005	Morrow et al.
2005/0282667	A1	12/2005	Morrow
2006/0011566	A1*	1/2006	Guy 211/60.1
2006/0025248	A1	2/2006	Hayden et al.
2007/0010358	A1	1/2007	Filice et al.
2007/0184923	A1	8/2007	Morrow
2007/0287561	A1*	12/2007	Rigoli 473/513
2008/0026882	A1*	1/2008	Main 473/513
2008/0096700	A1*	4/2008	Pfeifer 473/513
2008/0242453	A1*	10/2008	Morrow et al. 473/513

* cited by examiner






FIG-6

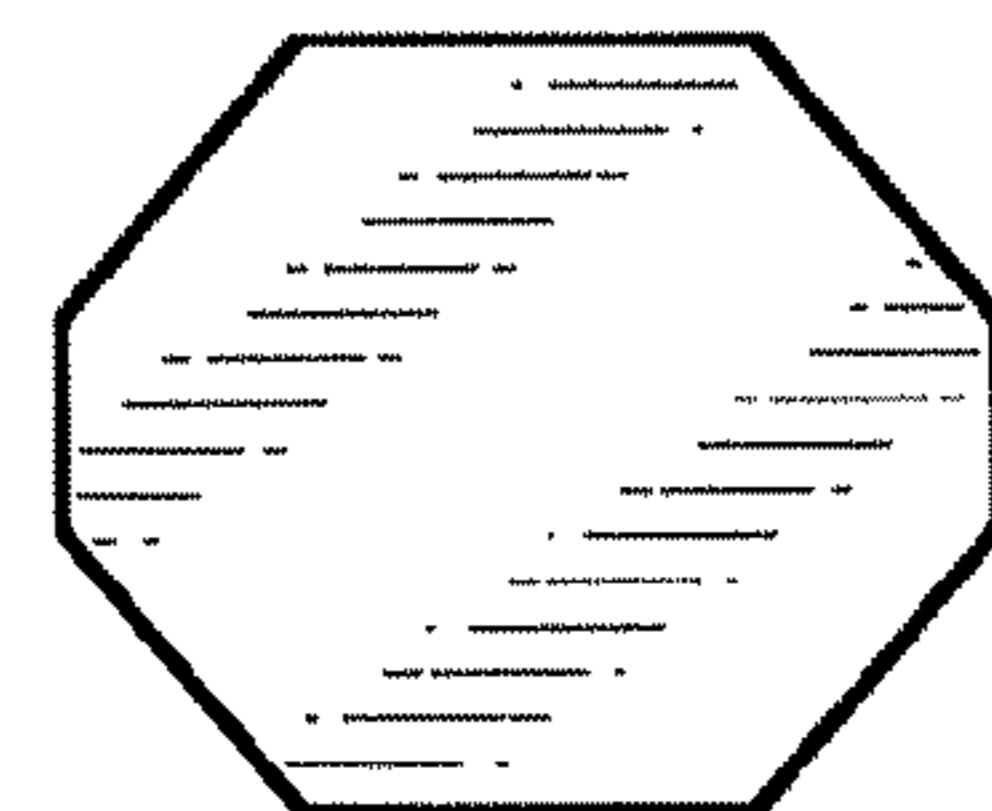


FIG-7




FIG-8