



US00D589090S

(12) **United States Design Patent**  
**Dhesse et al.**

(10) **Patent No.:** **US D589,090 S**  
(45) **Date of Patent:** **\*\* Mar. 24, 2009**

(54) **GRIP AND BARREL FOR A WRITING INSTRUMENT**

FOREIGN PATENT DOCUMENTS

CN 9801931.2 \* 6/1997

(Continued)

(75) Inventors: **Amaury Dhesse**, St. Etienne de Montluc (FR); **Julie Leon**, Sain Philbert de Bouaine (FR)

*Primary Examiner*—Caron Veynar

*Assistant Examiner*—Karen E Eldridge Powers

(73) Assignee: **Parker Pen Products**, Great Britain (GB)

(74) *Attorney, Agent, or Firm*—Marshall Gerstein & Borun, LLP

(\*\*) Term: **14 Years**

(57) **CLAIM**

(21) Appl. No.: **29/324,907**

The ornamental design for a grip and barrel for a writing instrument, as shown and described.

(22) Filed: **Sep. 23, 2008**

**DESCRIPTION**

**Related U.S. Application Data**

FIG. 1 is a front view showing our new design for a grip and barrel for a writing instrument;

(62) Division of application No. 29/286,714, filed on May 17, 2007.

FIG. 2 is a left side view of the grip and barrel of FIG. 1, showing the claimed design in an alternate position achieved by extending the grip, the right side view being a mirror image thereof;

(30) **Foreign Application Priority Data**

Dec. 6, 2006 (EM) ..... 000633243

FIG. 3 is a rear view of the grip and barrel of FIG. 1;

(51) **LOC (9) Cl.** ..... **19-06**

(52) **U.S. Cl.** ..... **D19/55; D19/48**

FIG. 4 is a top plan view of the grip and barrel of FIG. 1;

(58) **Field of Classification Search** ..... D19/35, D19/36, 41, 42, 43, 44, 45, 46, 47, 48, 49, D19/50, 51, 54, 55, 56, 57; 24/11 F, 11 R, 24/11 P; 401/52, 99, 100, 104, 105, 106, 401/107, 108, 109, 243, 244, 245, 246, 247  
See application file for complete search history.

FIG. 5 is a bottom plan view of the grip and barrel of FIG. 1;

FIG. 6 is a front view showing a second embodiment of our new design for a grip and barrel for a writing instrument;

(56) **References Cited**

**U.S. PATENT DOCUMENTS**

1,376,115 A \* 4/1921 Record ..... 401/6  
1,738,367 A \* 12/1929 Haught ..... 401/20  
D81,529 S \* 7/1930 Davis ..... D19/46  
D88,821 S \* 12/1932 Platt et al. .... D19/56  
2,215,084 A \* 9/1940 Neal ..... 401/88

FIG. 7 is a left side view of the grip and barrel of FIG. 6, showing the claimed design in an alternate position achieved by extending the grip, the right side view being a mirror image thereof;

FIG. 8 is a rear view of the grip and barrel of FIG. 6;

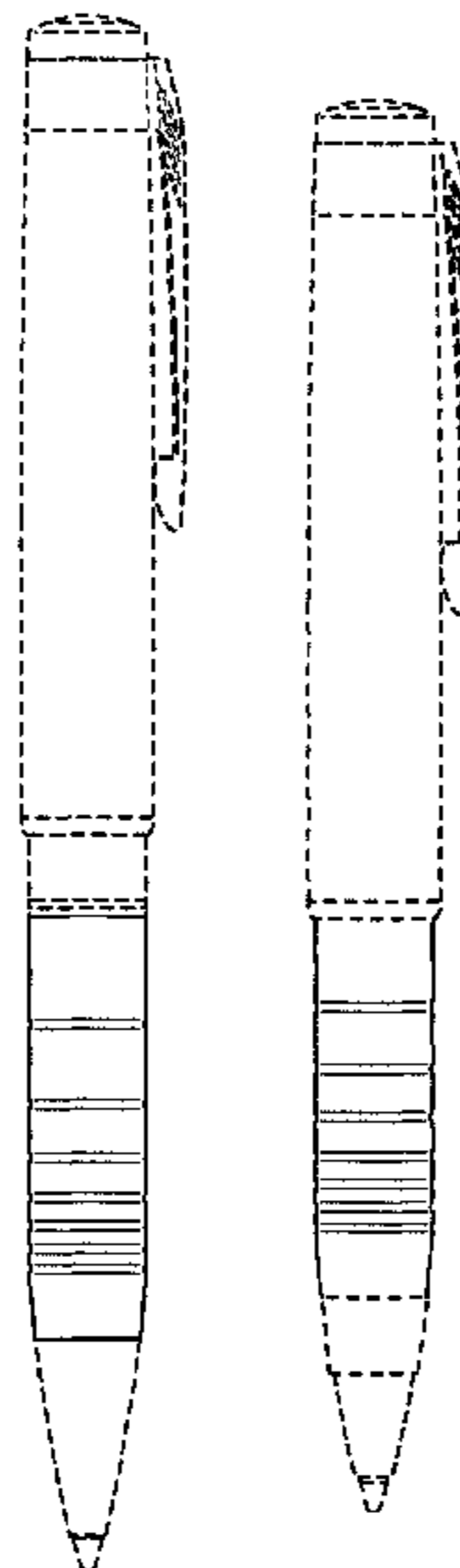
FIG. 9 is a top plan view of the grip and barrel of FIG. 6; and,

FIG. 10 is a bottom plan view of the grip and barrel of FIG. 6.

The broken (dashed) lines in the drawings illustrate environmental matter and form no part of the claimed design.

(Continued)

**1 Claim, 2 Drawing Sheets**



# US D589,090 S

Page 2

## U.S. PATENT DOCUMENTS

D132,641 S \* 6/1942 Sanders ..... D19/42  
D136,214 S \* 8/1943 Collopy et al. .... D10/44  
2,358,791 A \* 9/1944 Collopy et al. .... 368/93  
D147,982 S \* 11/1947 Lynn ..... D19/48  
2,690,163 A \* 9/1954 Randolph ..... 401/116  
D191,077 S \* 8/1961 Lovejoy ..... D19/56  
4,537,193 A \* 8/1985 Tanner ..... 606/4  
D288,335 S \* 2/1987 Renault ..... D19/49  
D289,425 S \* 4/1987 Thevenot ..... D19/49  
D294,263 S \* 2/1988 Rodgers et al. .... D14/411  
D325,932 S \* 5/1992 Redfren ..... D19/55  
D338,491 S \* 8/1993 Hollington ..... D19/50  
D355,439 S \* 2/1995 Hollington ..... D19/43  
D363,310 S \* 10/1995 Oka ..... D19/55  
D372,048 S \* 7/1996 Hollington ..... D19/43  
5,558,452 A \* 9/1996 Oka et al. .... 401/6  
D378,763 S \* 4/1997 Hollington ..... D19/51  
D406,604 S \* 3/1999 Andrews et al. .... D19/48  
D413,926 S \* 9/1999 Polidoro ..... D19/48  
D416,580 S \* 11/1999 Andrews et al. .... D19/56  
D421,771 S \* 3/2000 Avenatti ..... D19/48  
D425,120 S \* 5/2000 Ramil ..... D19/49  
D438,246 S \* 2/2001 Hollington et al. .... D19/51  
D440,602 S \* 4/2001 Ikeda ..... D19/48  
D442,636 S \* 5/2001 Kobayashi ..... D19/43  
D446,242 S \* 8/2001 Stukenkemper ..... D19/43  
D452,707 S \* 1/2002 Kazaoka ..... D19/36  
6,361,232 B1 \* 3/2002 Nagaoka et al. .... 401/37  
D462,356 S \* 9/2002 Ono et al. .... D14/411  
D466,156 S \* 11/2002 Nakazawa ..... D19/51  
D477,025 S \* 7/2003 Morrow ..... D19/51  
D482,396 S \* 11/2003 De Bon ..... D19/43


D482,728 S \* 11/2003 Koch ..... D19/51  
D484,537 S \* 12/2003 Arita et al. .... D19/43  
D489,758 S \* 5/2004 Katami ..... D19/46  
D490,850 S \* 6/2004 Carls et al. .... D19/51  
D496,962 S \* 10/2004 Bonnamour ..... D19/48  
D500,338 S \* 12/2004 Kommer ..... D19/43  
D500,792 S \* 1/2005 Bain et al. .... D19/48  
D501,506 S \* 2/2005 Kommer ..... D19/51  
D501,881 S \* 2/2005 Shimizu ..... D19/43  
D502,216 S \* 2/2005 Chen ..... D19/36  
6,848,851 B2 \* 2/2005 Yokouchi ..... 401/6  
D504,152 S \* 4/2005 Collin ..... D19/43  
D507,303 S \* 7/2005 Andrews et al. .... D19/56  
D509,854 S \* 9/2005 Kommer ..... D19/55  
D511,545 S \* 11/2005 Chiaruttini ..... D19/51  
D521,067 S \* 5/2006 Andrews et al. .... D19/51  
D525,303 S \* 7/2006 Andrews et al. .... D19/51  
D548,787 S \* 8/2007 Slemp ..... D19/48  
D549,284 S \* 8/2007 Morgante ..... D19/41  
D557,741 S \* 12/2007 Lecce ..... D19/48  
D563,469 S \* 3/2008 Qiu et al. .... D19/44  
D566,178 S \* 4/2008 Qiu et al. .... D19/50  
2006/0280545 A1 \* 12/2006 Zawitz ..... 401/6

## FOREIGN PATENT DOCUMENTS

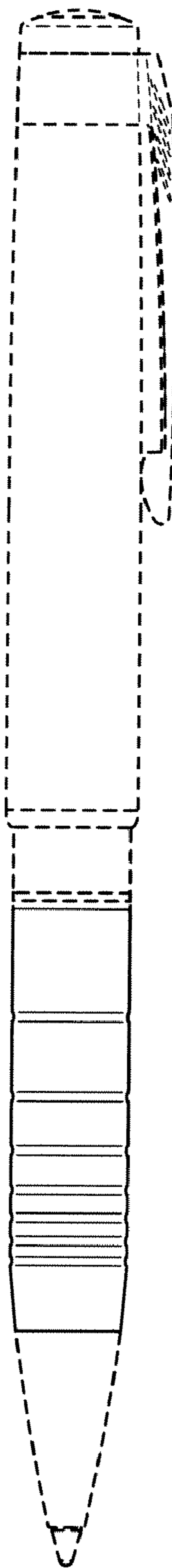
CN 0702254.6M004 \* 9/2007  
GB 3006383 \* 11/2002  
WO DM/051220 \* 11/1999  
WO DM/050593 \* 1/2000  
WO DM/059716 \* 4/2002  
WO DM/064521 \* 12/2002

\* cited by examiner


**FIG. 1**



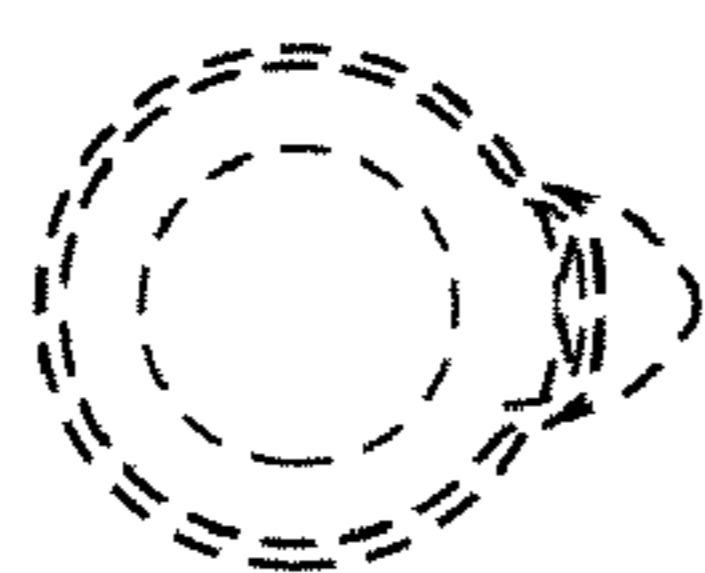
**FIG. 2**



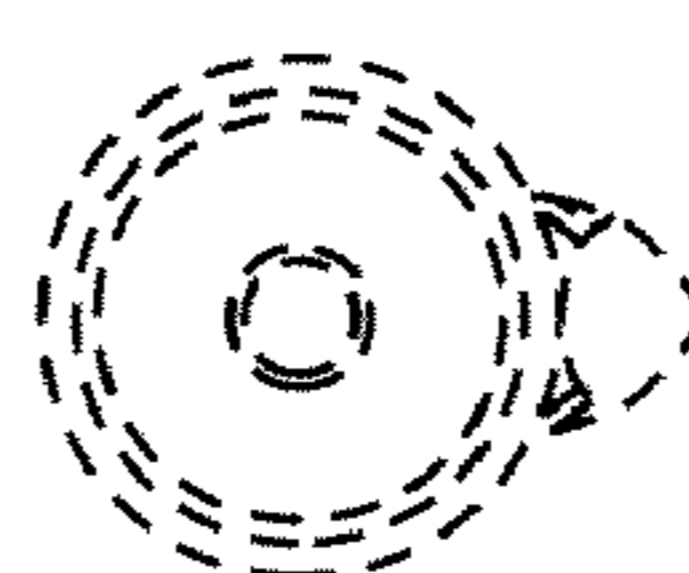
**FIG. 3**




**FIG. 4**




**FIG. 5**




**FIG. 6**



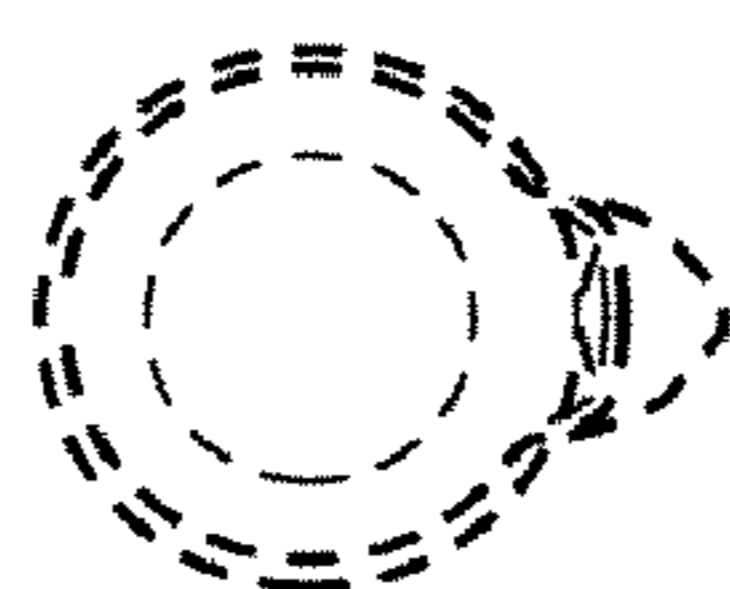
**FIG. 7**



**FIG. 8**



**FIG. 9**



**FIG. 10**

