



US00D589087S

(12) **United States Design Patent**  
**Perelman**

(10) **Patent No.:** **US D589,087 S**  
(45) **Date of Patent:** **\*\* Mar. 24, 2009**

(54) **CALENDAR**

(76) Inventor: **Brad Perelman**, 2028 Murray Ave.,  
Pittsburgh, PA (US) 15217

(\*\*) Term: **14 Years**

(21) Appl. No.: **29/288,674**

(22) Filed: **Jun. 19, 2007**

(51) **LOC (9) Cl.** ..... **19-03**

(52) **U.S. Cl.** ..... **D19/20**

(58) **Field of Classification Search** ..... D19/1-34;  
40/124.01-124.15, 672, 726, 107, 122, 391;  
283/72, 74, 75, 103, 105, 106; 206/449;  
D21/385; D20/10, 22, 27, 40, 42, 11; D14/435-437  
See application file for complete search history.

(56) **References Cited**

U.S. PATENT DOCUMENTS

369,945	A	9/1887	Jayne	
442,337	A	12/1890	Ryer	
1,531,429	A *	3/1925	Weis	40/122
3,838,530	A	10/1974	Schelling, Jr.	
3,879,872	A *	4/1975	Plescica	40/391
D236,262	S *	8/1975	Fredriksson	D19/33
4,085,534	A *	4/1978	Eckstein et al.	40/124.2
4,226,443	A	10/1980	Brown	
D271,700	S *	12/1983	Boughner et al.	D19/33
D321,007	S *	10/1991	Barrick	D19/33
5,106,122	A	4/1992	Perelman	
D334,588	S *	4/1993	Okola	D19/27
D337,784	S *	7/1993	Wyant	D19/26
5,399,021	A *	3/1995	Litt	283/72
5,946,834	A *	9/1999	Bradley	40/124.16
D422,633	S *	4/2000	Koehneke et al.	D19/1

6,064,975	A	5/2000	Moon et al.	
6,089,607	A	7/2000	Keeney et al.	
6,266,295	B1	7/2001	Parker et al.	
D484,910	S *	1/2004	Hansen	D19/2
7,004,505	B2	2/2006	Perelman	
D535,691	S *	1/2007	Robertson	D19/1

FOREIGN PATENT DOCUMENTS

WO 03/107098 A2 12/2003

\* cited by examiner

*Primary Examiner*—T. Chase Nelson

*Assistant Examiner*—David G Muller

(74) *Attorney, Agent, or Firm*—The Webb Law Firm

(57) **CLAIM**

The ornamental design for a calendar, as shown and described.

**DESCRIPTION**

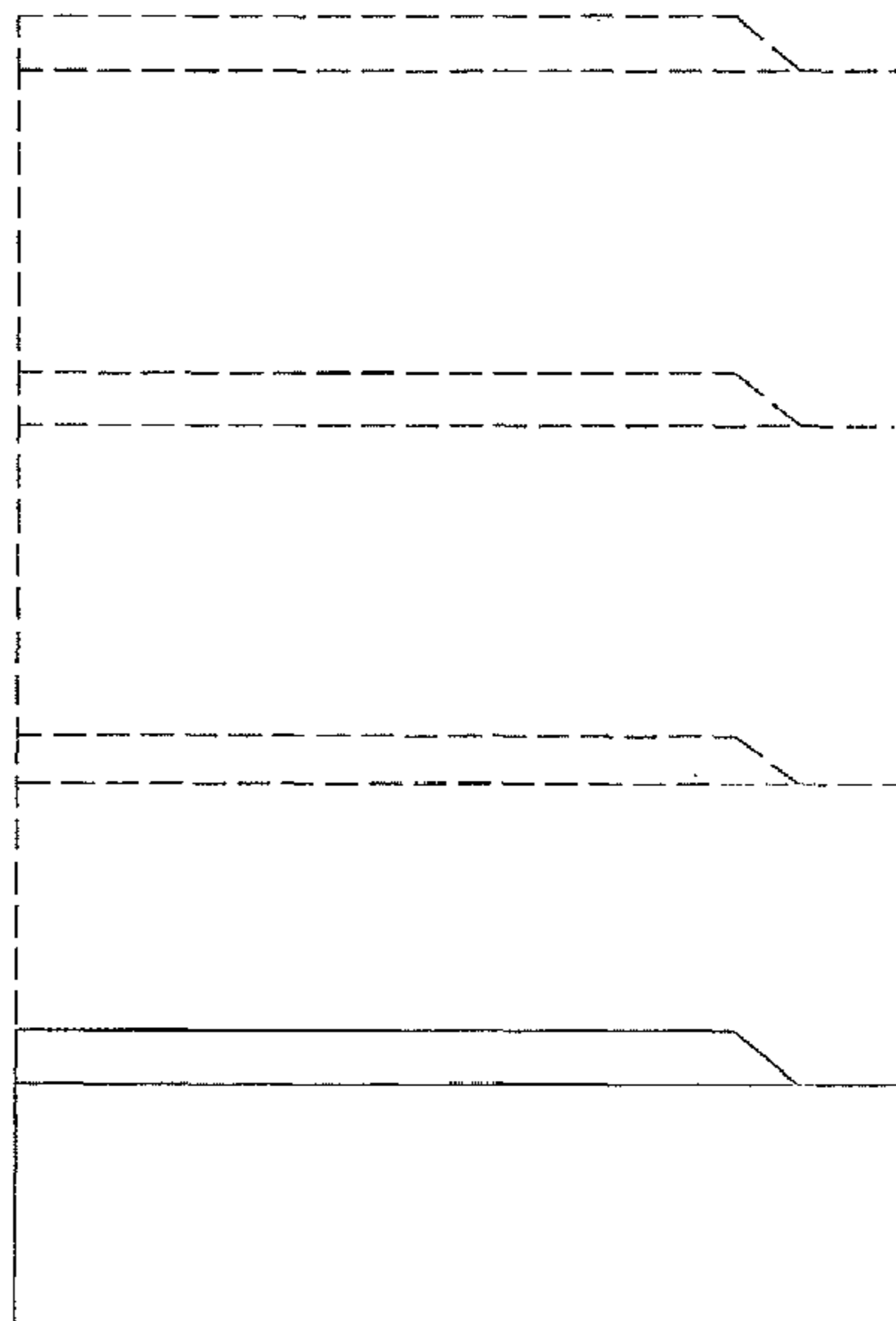
FIG. 1 is a front plan view of a calendar made in accordance with the present design;

FIG. 2 is a front plan view of the section of FIG. 1 shown within an environment of a plurality of unclaimed sections; and,

FIG. 3 is a front plan view of a second embodiment of the section of FIG. 1 shown within an environment of a plurality of unclaimed sections.

The broken line showings of additional unclaimed calendars in FIGS. 2 and 3 are for purposes of showing the design in use with a plurality of calendar sections illustrating environment. The broken lines and structures they depict form no part of the claimed design.

**1 Claim, 2 Drawing Sheets**






FIG. 1

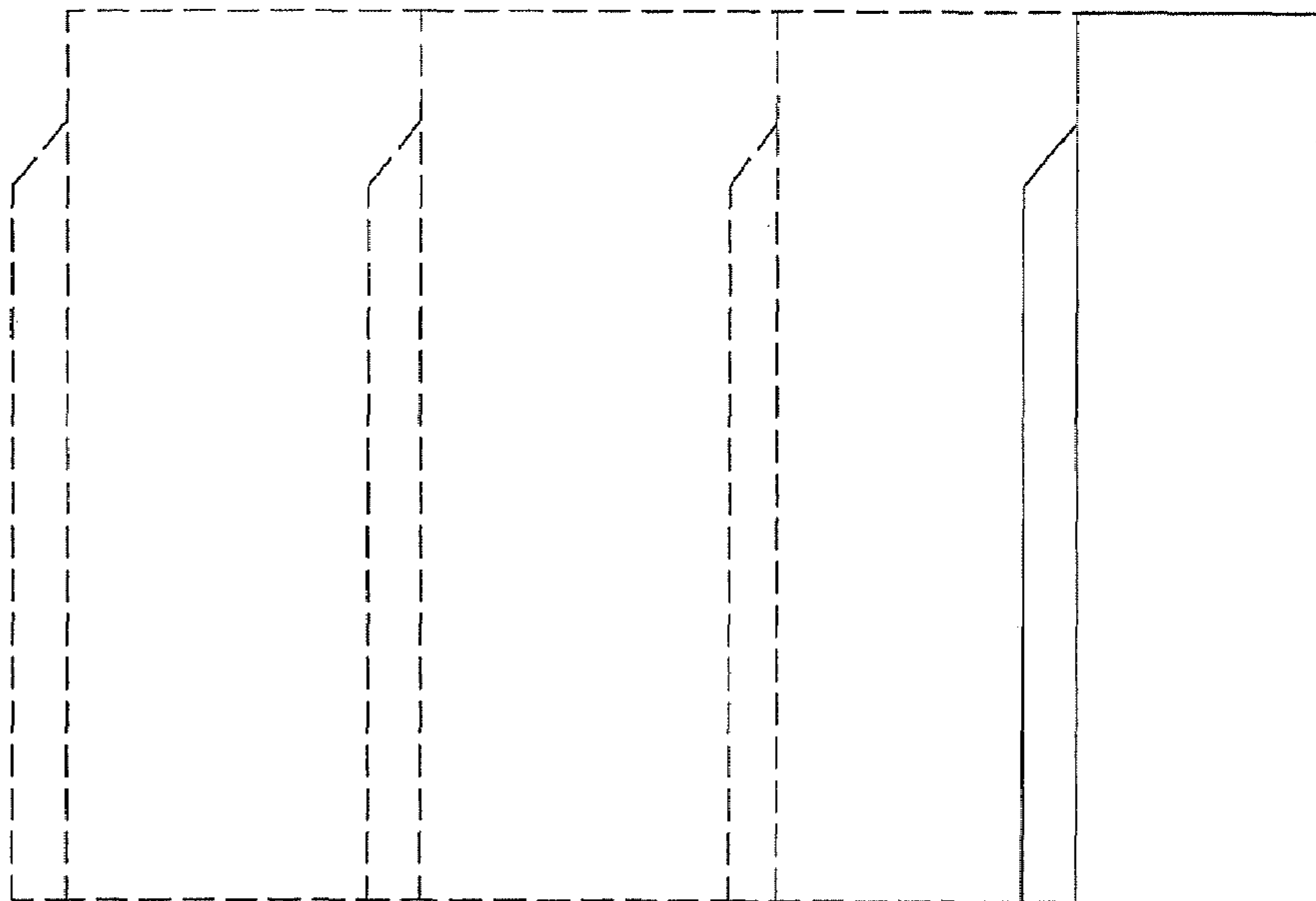


FIG. 3

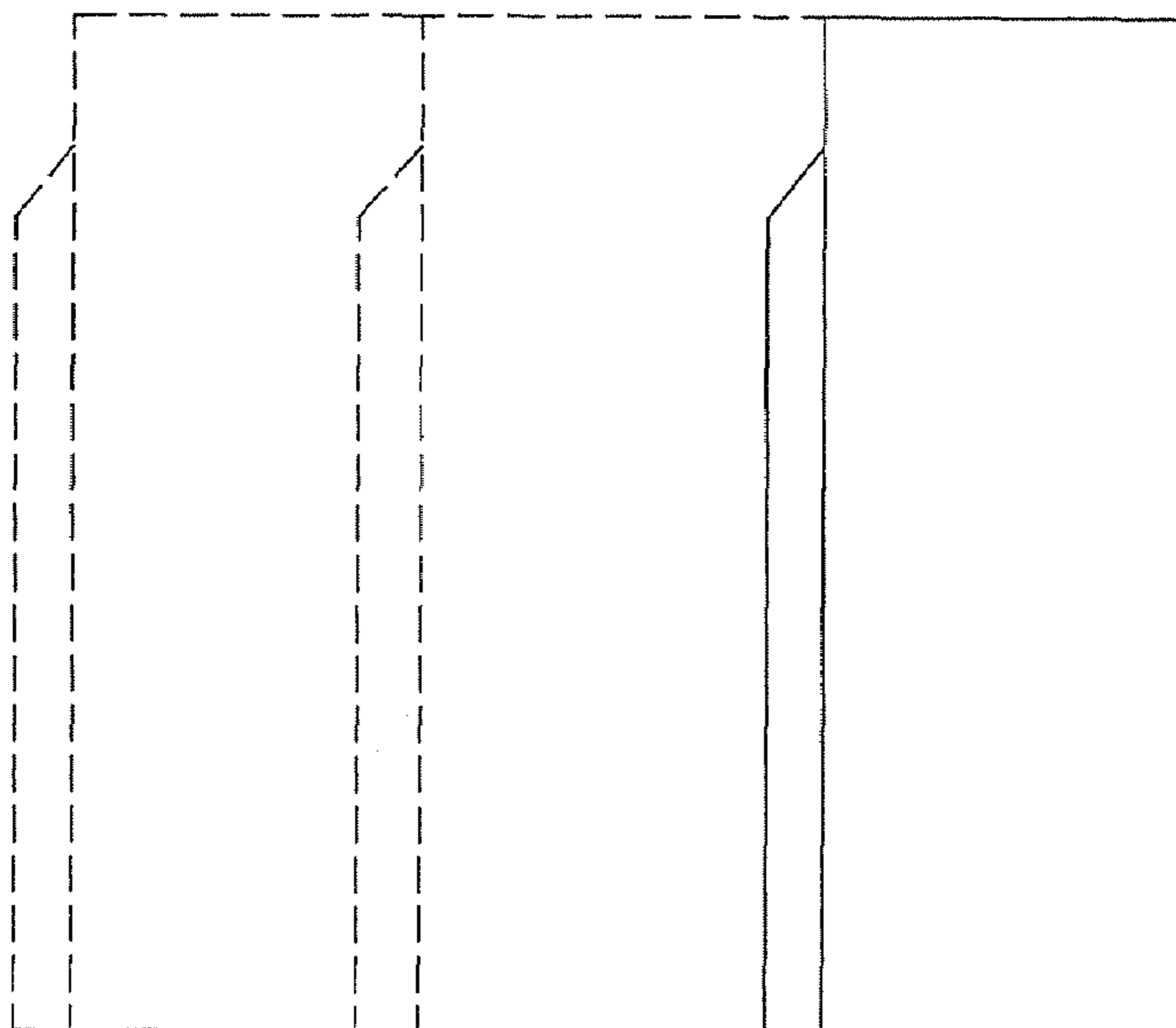


FIG. 2