



US00D589085S

(12) **United States Design Patent**  
**Han**

(10) **Patent No.:** **US D589,085 S**  
(45) **Date of Patent:** **\*\* Mar. 24, 2009**

(54) **TONER PADDLE**

2007/0237542 A1\* 10/2007 Daniels ..... 399/109

(75) Inventor: **Chin-Lung Han**, Hsinchu (TW)

FOREIGN PATENT DOCUMENTS

(73) Assignee: **Aetas Technology Incorporated**, Irvine, CA (US)

KR 300347860 3/2004  
KR 300426685 10/2006  
KR 300426686 10/2006

(\*\*) Term: **14 Years**

\* cited by examiner

(21) Appl. No.: **29/303,222**

*Primary Examiner*—Caron Veynar

*Assistant Examiner*—Garth Rademaker

(22) Filed: **Feb. 4, 2008**

(74) *Attorney, Agent, or Firm*—Winston Hsu

(51) **LOC (9) Cl.** ..... **16-03**

(52) **U.S. Cl.** ..... **D18/43**

(58) **Field of Classification Search** ..... D14/462,  
D14/471, 474, 475; D18/12, 36, 40, 43,  
D18/44, 56; 222/DIG. 1; 347/49, 197, 214,  
347/222; 399/24–27, 107–112, 119, 121,  
399/122, 222–224

(57) **CLAIM**

The ornamental design for a toner paddle, as shown and described.

See application file for complete search history.

**DESCRIPTION**

(56) **References Cited**

U.S. PATENT DOCUMENTS

5,546,162 A \* 8/1996 Michlin et al. .... 399/107  
6,061,537 A \* 5/2000 Nakajima et al. .... 399/107  
6,188,856 B1 \* 2/2001 Sato ..... 399/119  
6,771,918 B2 \* 8/2004 Tatsumi ..... 399/103  
7,116,931 B2 \* 10/2006 Yamada et al. .... 222/DIG. 1  
7,184,693 B2 \* 2/2007 Choi et al. .... 222/DIG. 1  
2005/0089338 A1 \* 4/2005 Hoshi et al. .... 399/27

FIG. 1 is a front view of a toner paddle in accordance with the new design;

FIG. 2 is a rear view thereof;

FIG. 3 is a left view thereof;

FIG. 4 is a right view thereof;

FIG. 5 is a top plan view thereof;

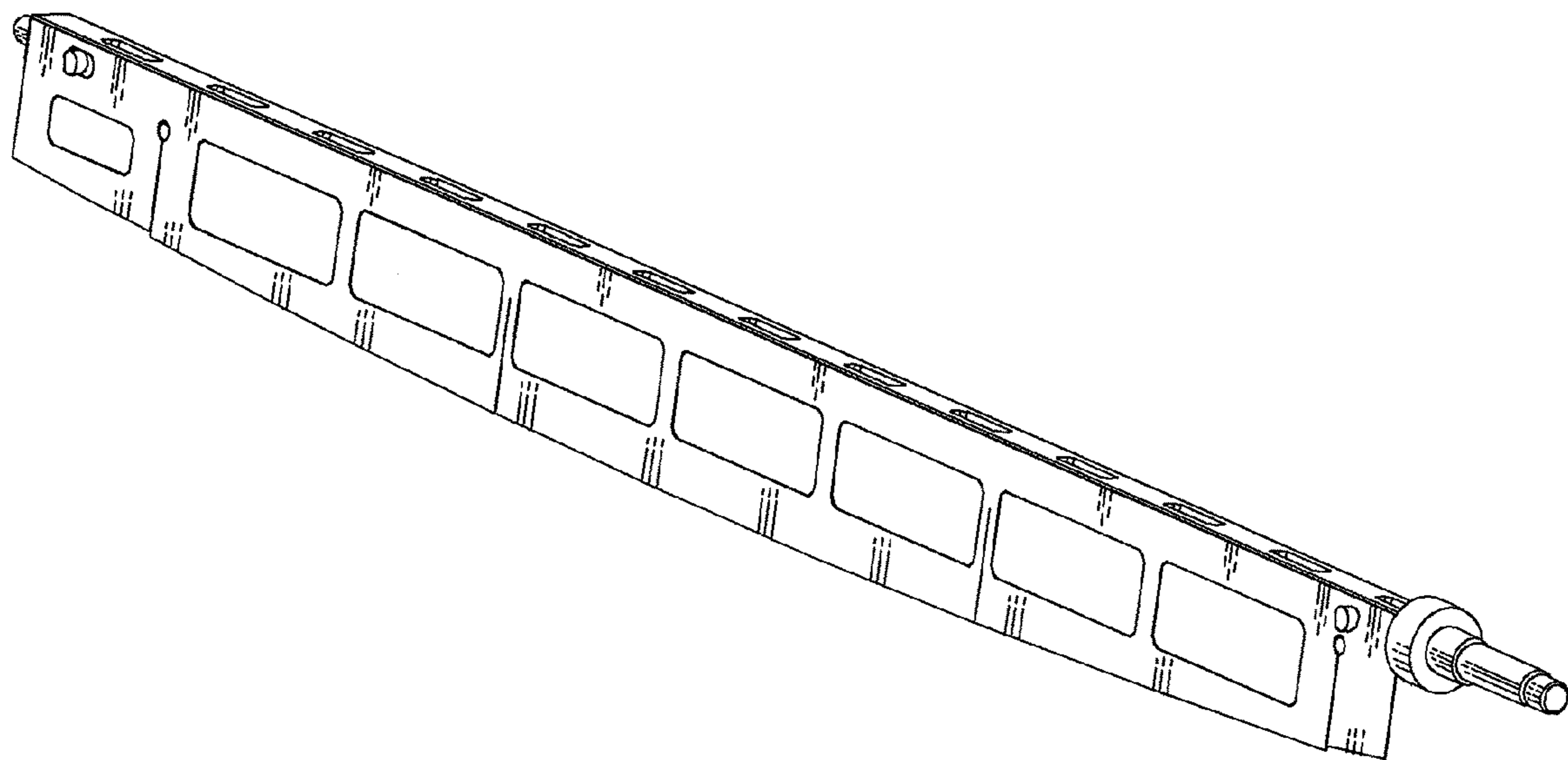
FIG. 6 is a bottom plan view thereof;

FIG. 7 is a perspective view thereof;

FIG. 8 is an enlarged left view thereof; and,

FIG. 9 is an enlarged right view thereof.

**1 Claim, 6 Drawing Sheets**



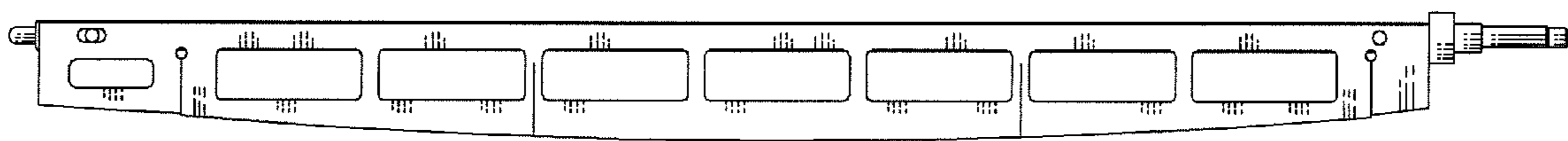


FIG. 1

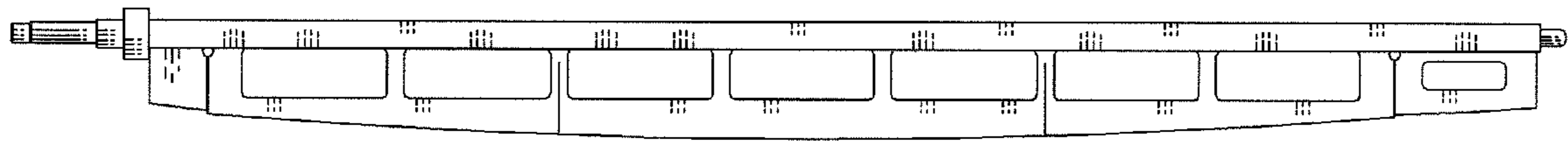


FIG. 2



FIG. 3



FIG. 4

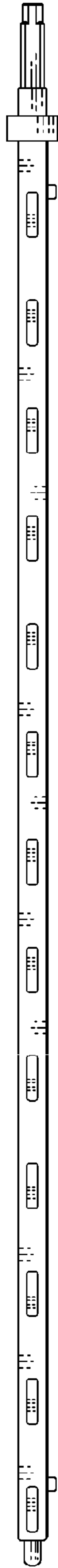


FIG. 5

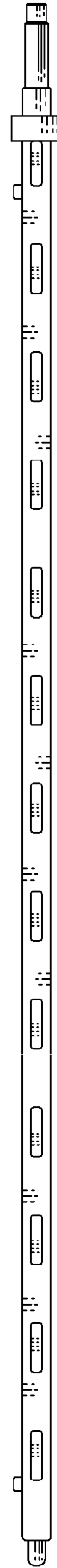


FIG. 6

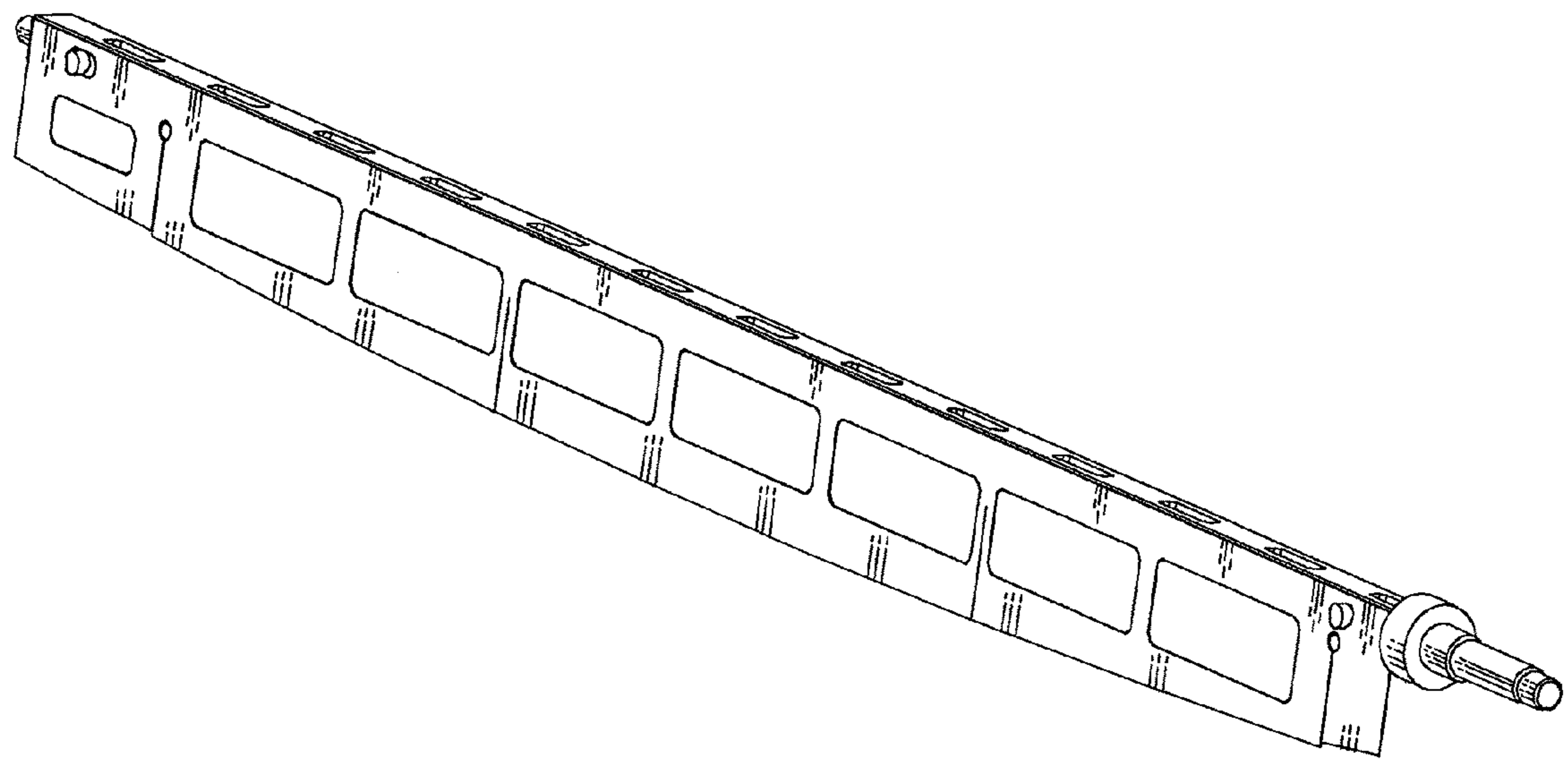


FIG. 7

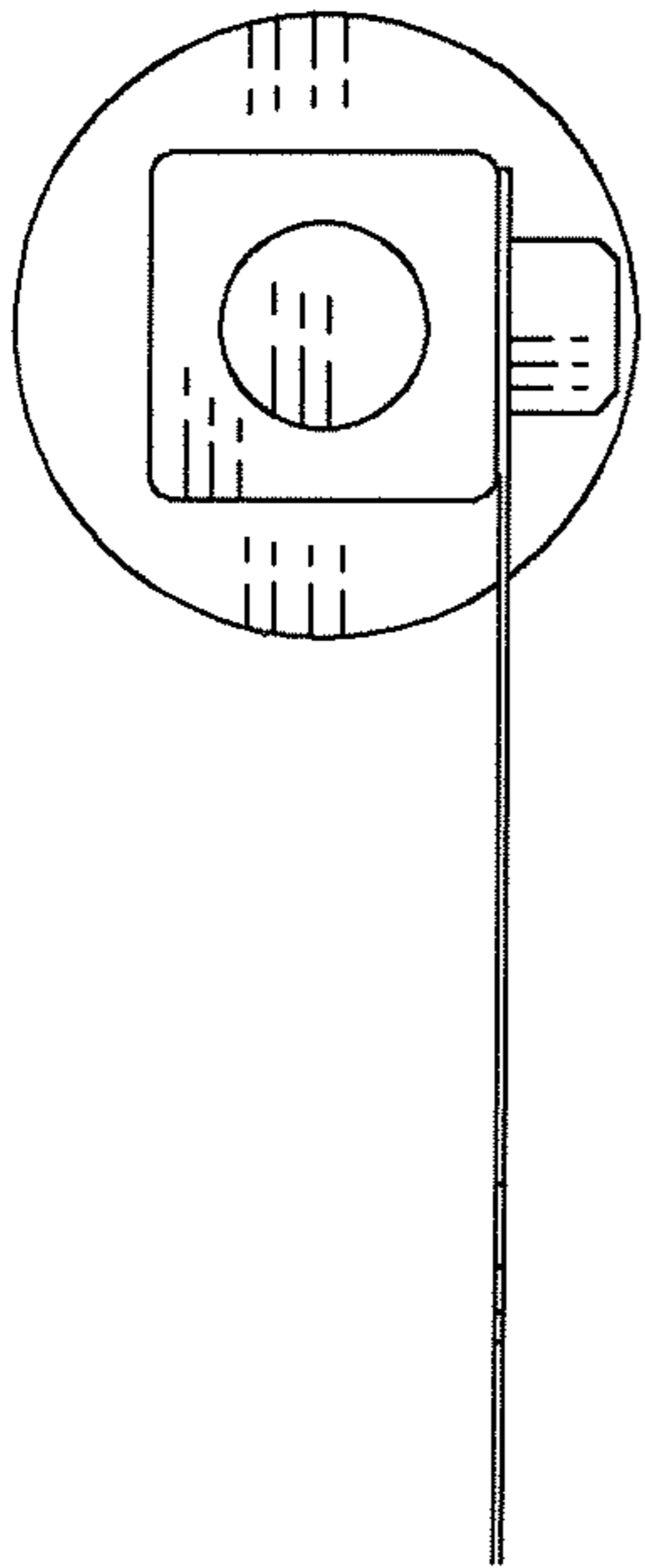


FIG. 8

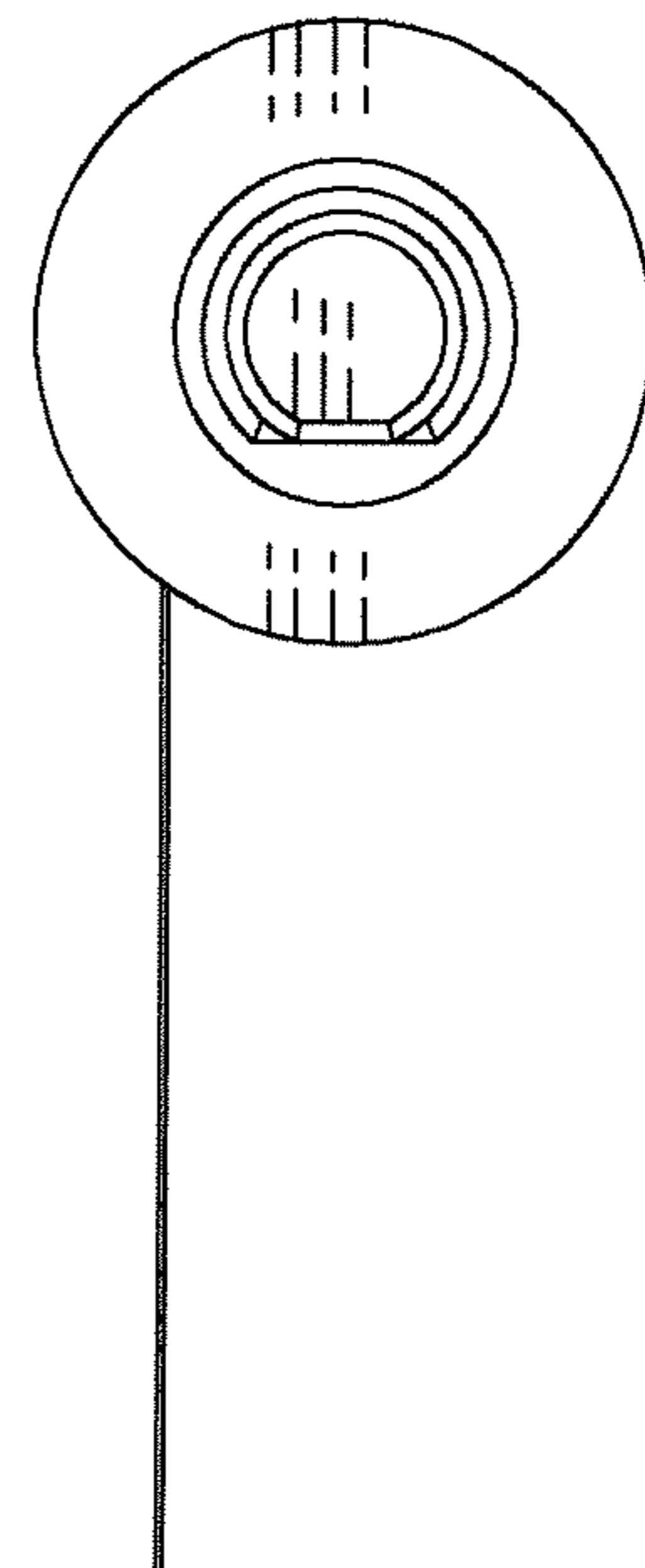


FIG. 9