



US00D589081S

(12) **United States Design Patent**
Wages

(10) **Patent No.:** **US D589,081 S**
(45) **Date of Patent:** **** Mar. 24, 2009**

(54) **SHOPPING DISCOUNT CALCULATOR**

(76) Inventor: **Cathy B. Wages**, 5793 S. Fox Hollow Ave., Springfield, MO (US) 65810

(**) Term: **14 Years**

(21) Appl. No.: **29/291,143**

(22) Filed: **Aug. 16, 2007**

(51) **LOC (9) Cl.** **18-01**

(52) **U.S. Cl.** **D18/7**

(58) **Field of Classification Search** D14/191, D14/218, 314-347, 383, 387, 388; D18/1, D18/2, 4.4, 4.5, 6-12, 12.1, 12.2, 12.3; D21/512; 235/58 R, 59 A, 59 BC, 59 BD, 59 BE, 59 BF, 235/59 BG, 59 BH, 59 CP, 59 T, 59 TP, 61 R; 708/100, 105, 130

See application file for complete search history.

(56) **References Cited**

U.S. PATENT DOCUMENTS

4,181,966 A	1/1980	Wenniger et al.	
4,334,278 A	6/1982	Marmon	
4,446,528 A	5/1984	Marmon	
D287,370 S	12/1986	Stoll et al.	
4,800,514 A	1/1989	Earle	
5,138,566 A	8/1992	Comforti	
D354,075 S *	1/1995	Takahata et al.	D14/345
D367,494 S *	2/1996	Ohki	D18/2
D406,271 S	3/1999	Henriksen	
D417,219 S *	11/1999	Barrette et al.	D14/218
D427,585 S *	7/2000	Atsumi et al.	D14/218
D431,591 S *	10/2000	Golan	D18/7
D476,358 S *	6/2003	Shamoon	D18/2
D502,497 S *	3/2005	Tien	D18/7
D508,243 S	8/2005	Fairhurst et al.	

D508,244 S	8/2005	Fairhurst et al.	
D515,129 S *	2/2006	Robinson	D18/7
D528,586 S *	9/2006	Hsu	D18/7
D529,536 S *	10/2006	Oas	D18/7
D529,944 S *	10/2006	Oas	D18/7
D543,581 S *	5/2007	Bhavnani	D18/7
D549,197 S *	8/2007	Cunningham et al.	D14/345

OTHER PUBLICATIONS

JAccountant, downloadable algorithm for hand-held PDA's, such as a BlackBerry. CrackBerry.com, Printed Aug. 2, 2007.

Hip Clip carabiner calculator, Sz-wholesale.com, an online store, Printed Aug. 2, 2007.

* cited by examiner

Primary Examiner—Caron Veynar

Assistant Examiner—Garth Rademaker

(74) *Attorney, Agent, or Firm*—Richard L. Marsh

(57) **CLAIM**

The ornamental design for a shopping discount calculator, as shown and described.

DESCRIPTION

FIG. 1 is a front elevation view of a shopping discount calculator showing my new design;

FIG. 2 is a rear elevation view thereof.

FIG. 3 is a left side elevation view thereof.

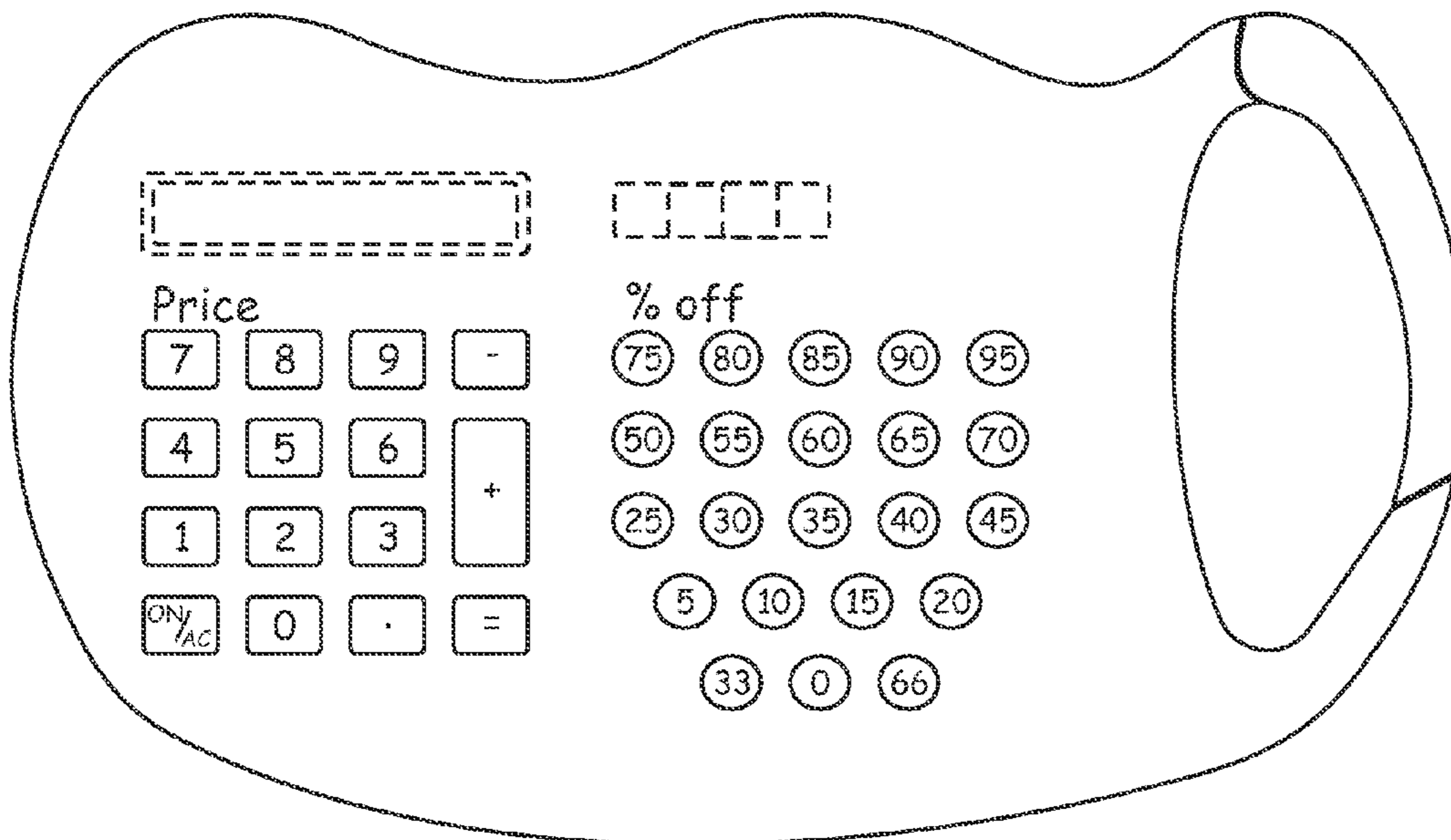
FIG. 4 is a right side elevation view thereof.

FIG. 5 is a top plan view thereof; and,

FIG. 6 is a bottom plan view thereof.

The broken lines depict environmental subject matter only and form no part of the claimed design.

1 Claim, 2 Drawing Sheets



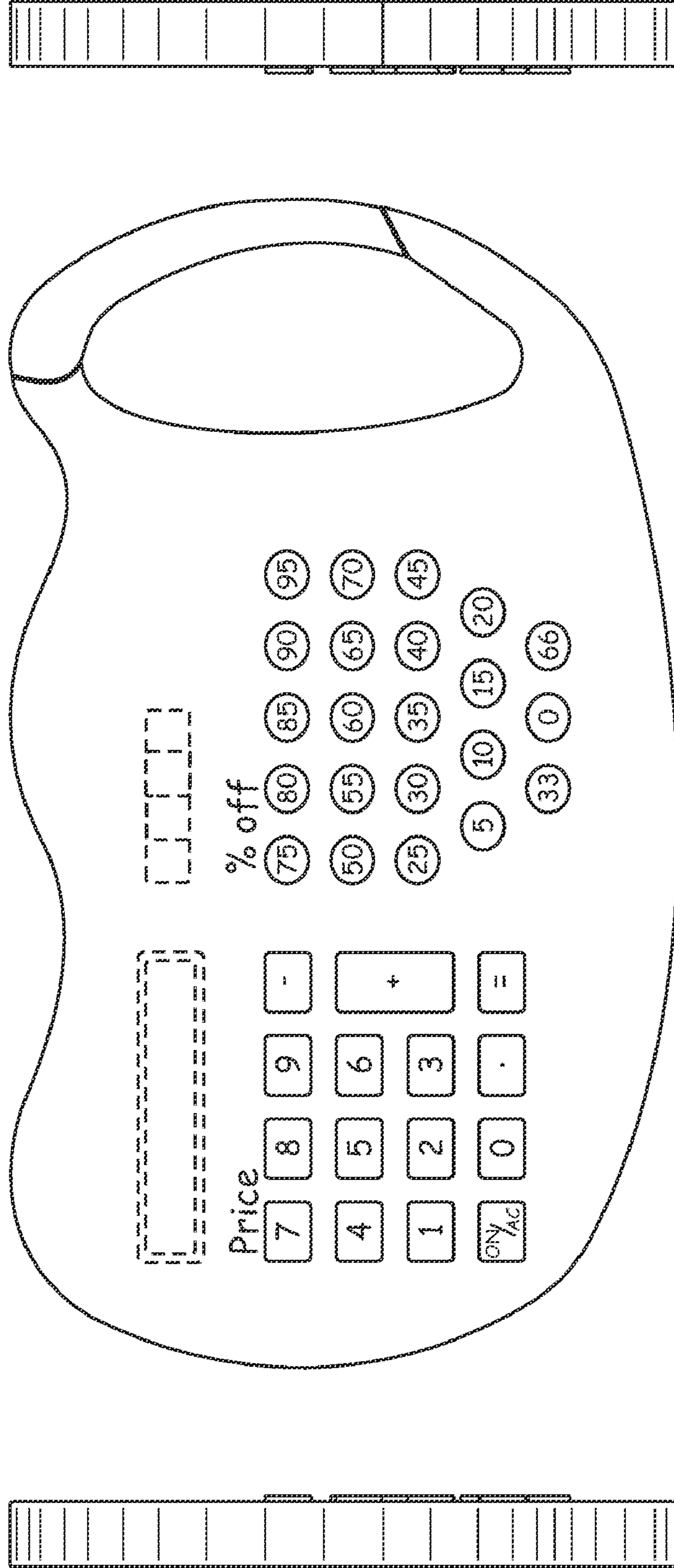


FIG. 1

FIG. 4

FIG. 3

FIG. 5

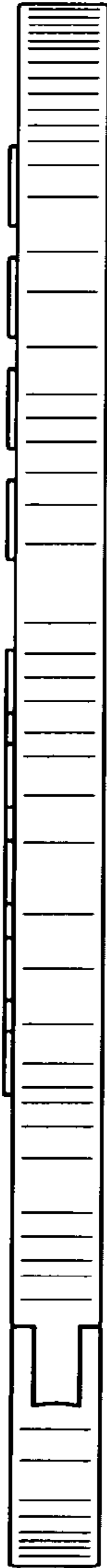


FIG. 2

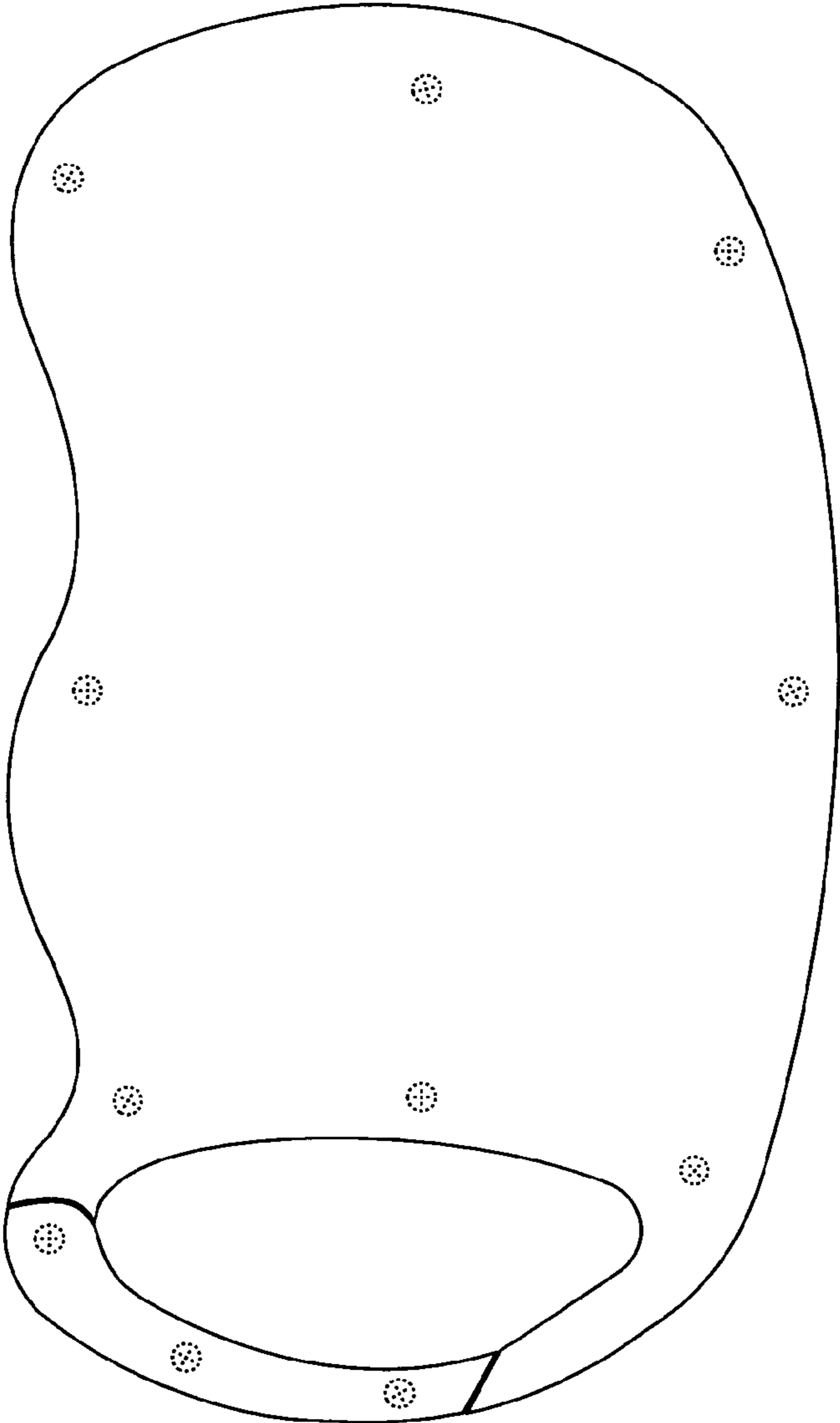


FIG. 6

