



US00D589025S

(12) **United States Design Patent**
Sterzick

(10) **Patent No.:** **US D589,025 S**
(45) **Date of Patent:** **** Mar. 24, 2009**

(54) **MOBILE PHONE**

(75) Inventor: **Mark Sterzick**, Redondo Beach, CA
(US)

(73) Assignee: **Samsung Electronics Co., Ltd.**,
Suwon-Si (KR)

(**) Term: **14 Years**

(21) Appl. No.: **29/318,913**

(22) Filed: **May 30, 2008**

(30) **Foreign Application Priority Data**

Jan. 25, 2008 (KR) 30-2008-0003780

(51) **LOC (9) Cl.** **14-03**

(52) **U.S. Cl.** **D14/138 AB**

(58) **Field of Classification Search** D14/138 AB,
D14/496, 341-347; 455/575.3

See application file for complete search history.

(56) **References Cited**

U.S. PATENT DOCUMENTS

D477,294	S	*	7/2003	Ikeda et al.	D14/138 AB
D513,505	S	*	1/2006	Lee	D14/138 AB
D537,061	S	*	2/2007	Oh	D14/138 AB
D548,212	S	*	8/2007	Lee	D14/138 AB
D549,680	S	*	8/2007	Lee et al.	D14/138 AB
D559,216	S	*	1/2008	Sheu	D14/138 AB
D560,643	S	*	1/2008	Kim et al.	D14/138 AB
D568,279	S	*	5/2008	Kwon et al.	D14/138 AB
D572,221	S	*	7/2008	Yang et al.	D14/138
D572,222	S	*	7/2008	Choi et al.	D14/138
D572,228	S	*	7/2008	Kwon et al.	D14/138
D574,352	S	*	8/2008	Cha et al.	D14/138
D575,754	S	*	8/2008	Lee	D14/138
D576,131	S	*	9/2008	Park	D14/138 AB

D576,132	S	*	9/2008	Choi	D14/138 AB
D576,587	S	*	9/2008	Jung et al.	D14/138 AB
D577,701	S	*	9/2008	Oh et al.	D14/138 AB
D581,889	S	*	12/2008	Kim et al.	D14/138 AB

OTHER PUBLICATIONS

Samsung T229 telephone, announced Jun. 2008, [online], [site visited Dec. 6, 2008]. Available from Internet ,<URL: http://www.gsmarena.com>.*

Samsung E420 telephone, announced Oct. 2006, [online], [site visited Dec. 6, 2008]. Available from Internet ,<URL: http://www.gsmarena.com>.*

Alcatel OT-E256 telephone, announced 1st quarter 2005, [online], [site visited Dec. 6, 2008]. Available from Internet ,<URL: http://www.gsmarena.com>.*

* cited by examiner

Primary Examiner—Jeffrey D Asch

(74) *Attorney, Agent, or Firm*—Staas & Halsey LLP

(57) **CLAIM**

The ornamental design for a mobile phone, as shown and described.

DESCRIPTION

FIG. 1 is a perspective view of a mobile phone;
FIG. 2 is a front view of the mobile phone of FIG. 1;
FIG. 3 is a rear view of the mobile phone of FIG. 1;
FIG. 4 is a left-side view of the mobile phone of FIG. 1;
FIG. 5 is a right-side view of the mobile phone of FIG. 1;
FIG. 6 is a top plan view of the mobile phone of FIG. 1;
FIG. 7 is a bottom plan view of the mobile phone of FIG. 1;
and,
FIG. 8 is an open front view of the mobile phone of FIG. 1.

1 Claim, 6 Drawing Sheets

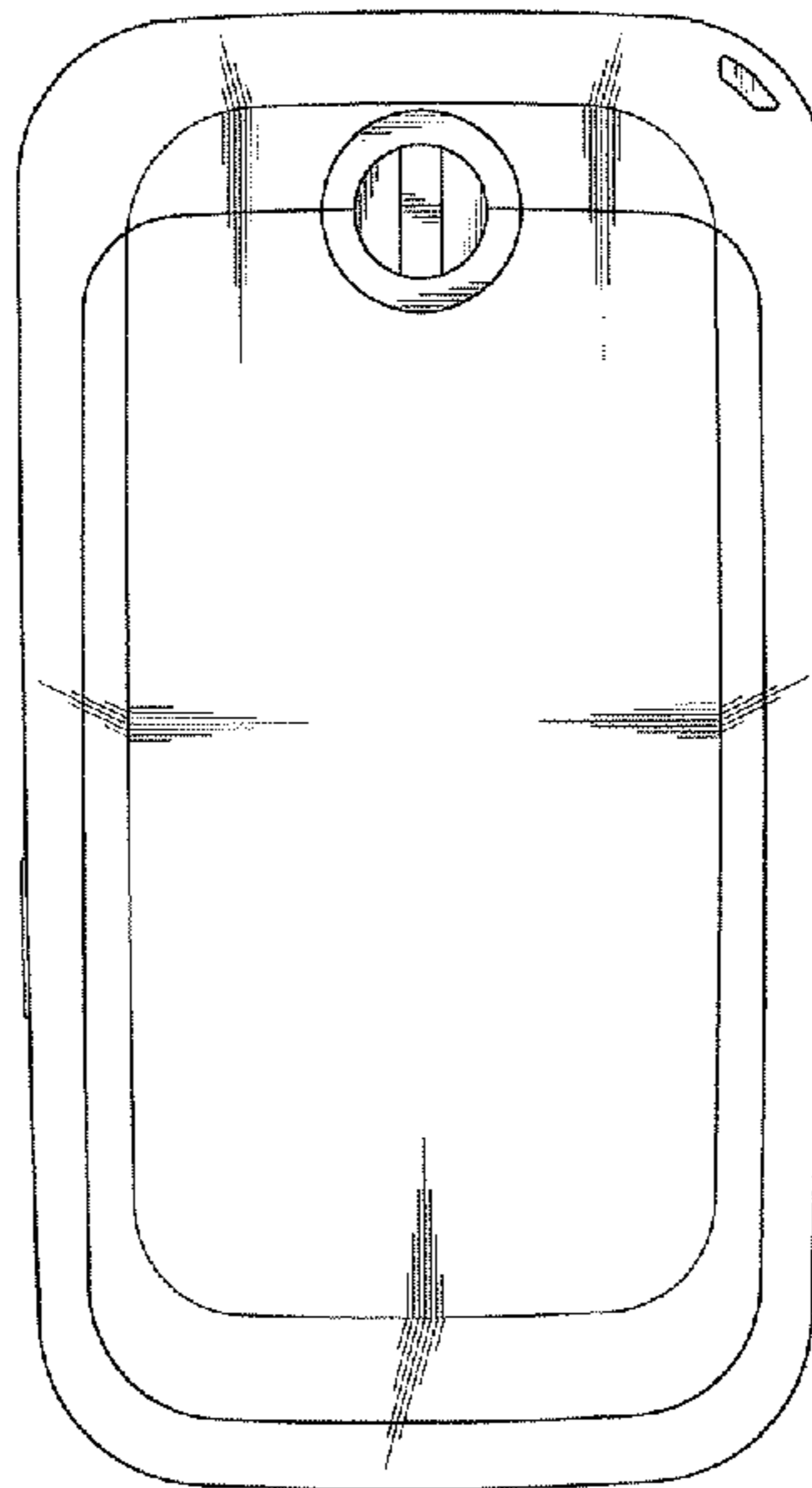
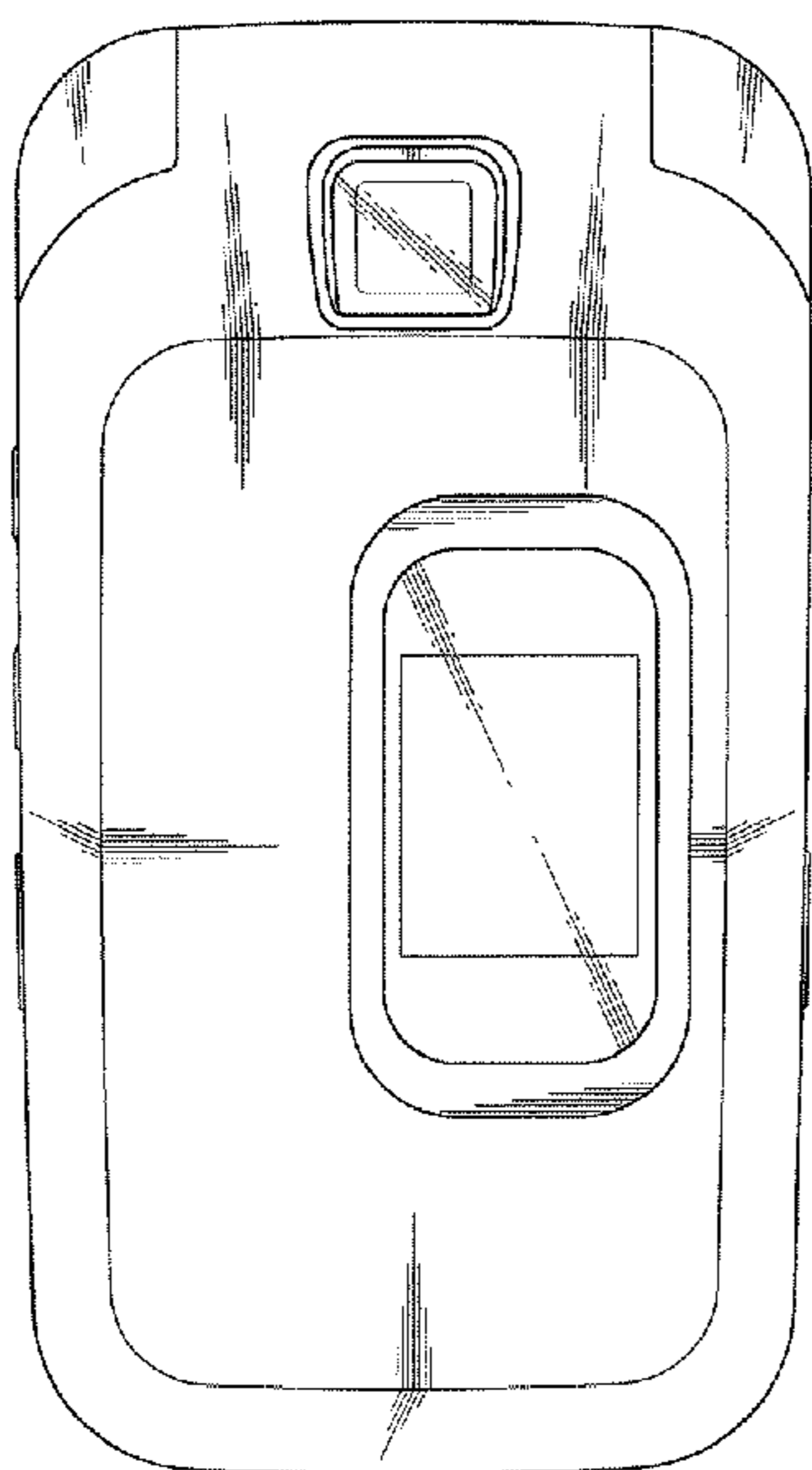


FIG. 1

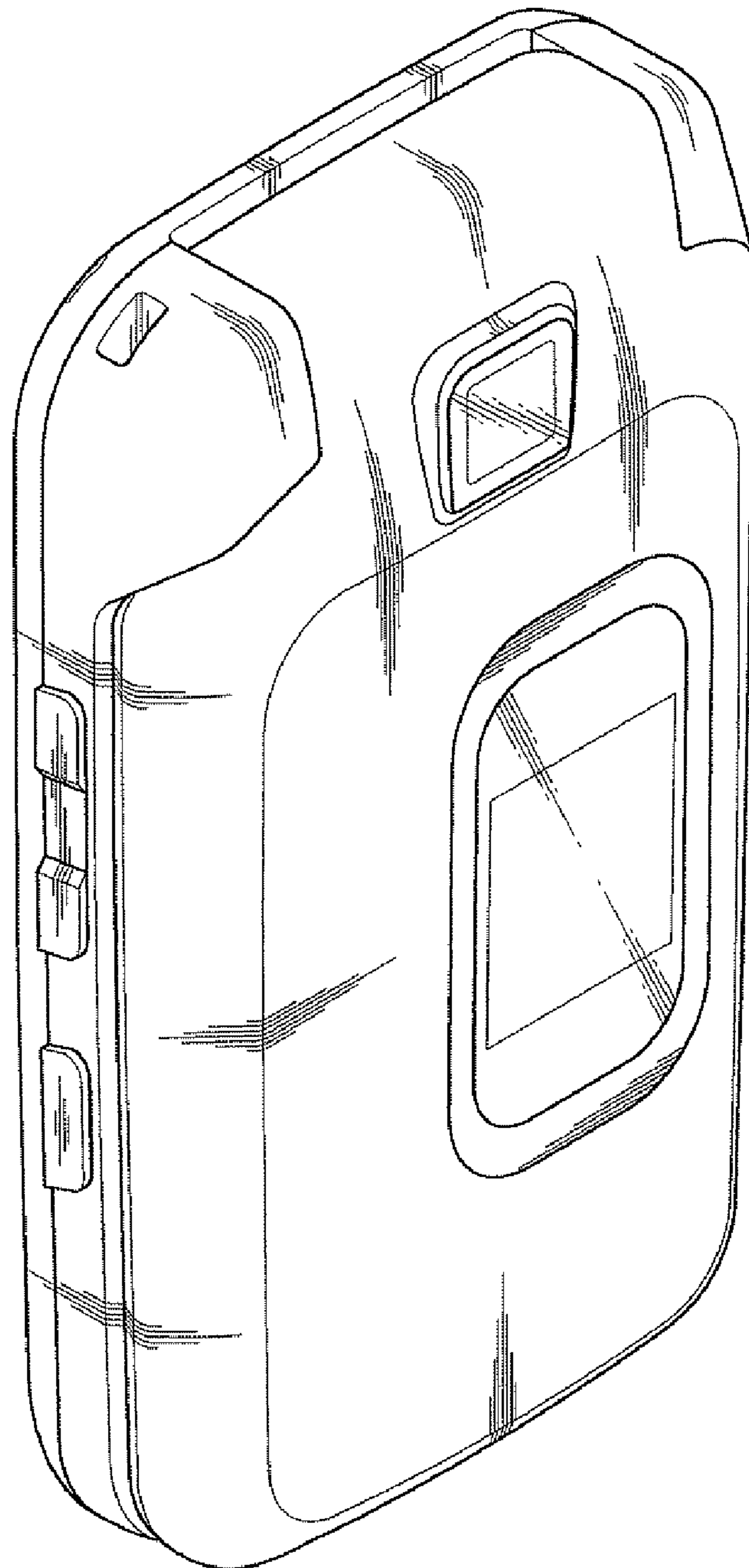


FIG. 2

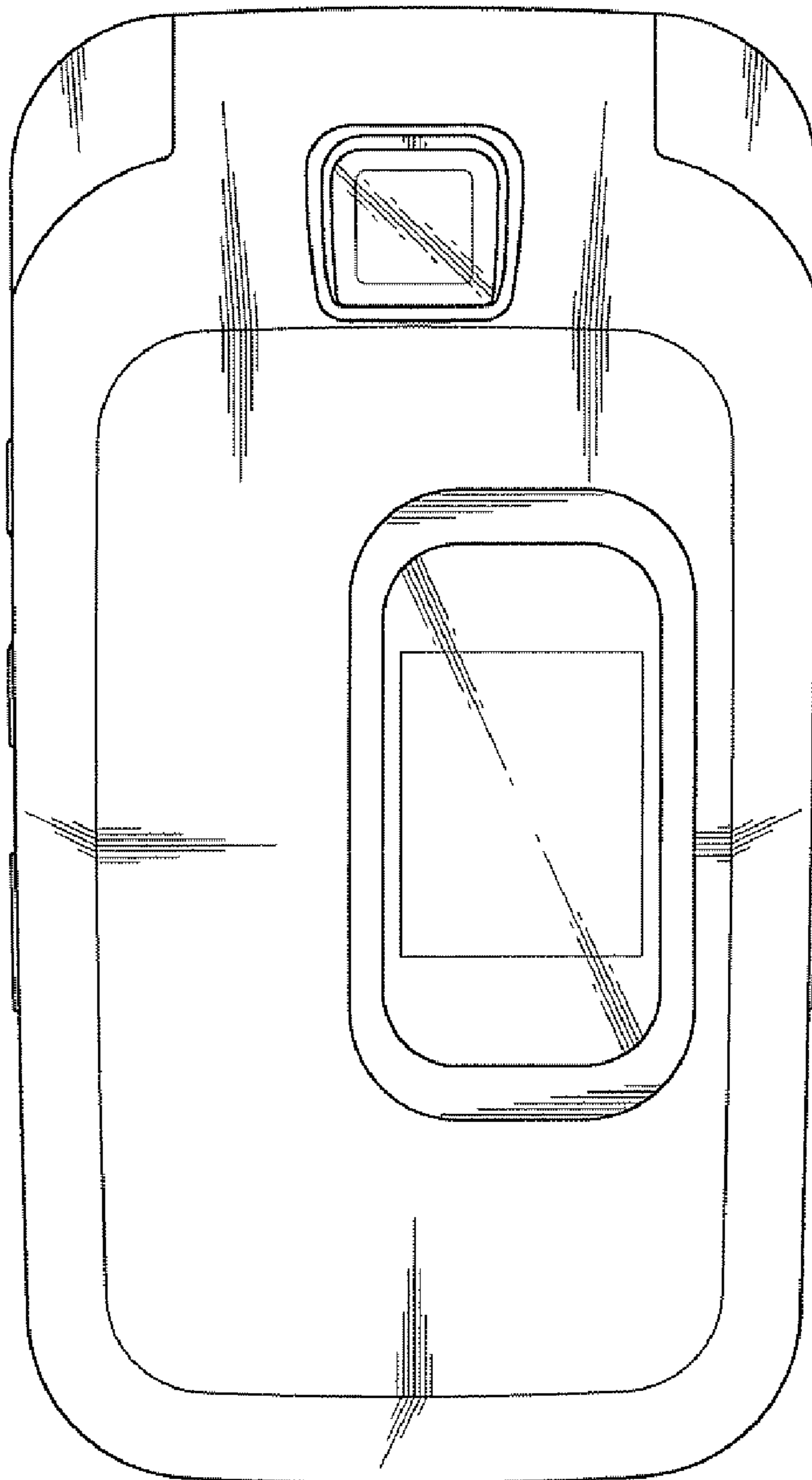


FIG. 3

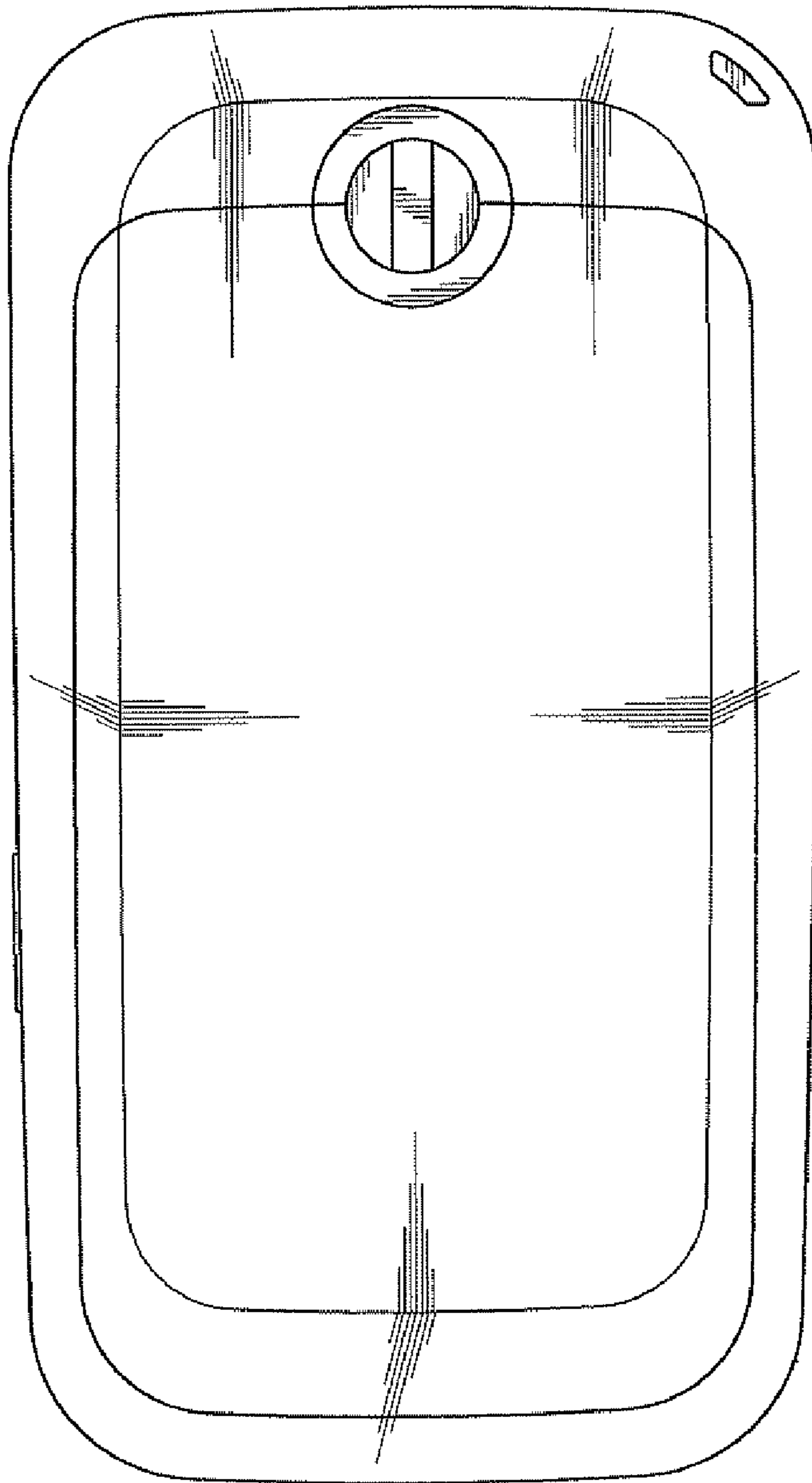


FIG. 4

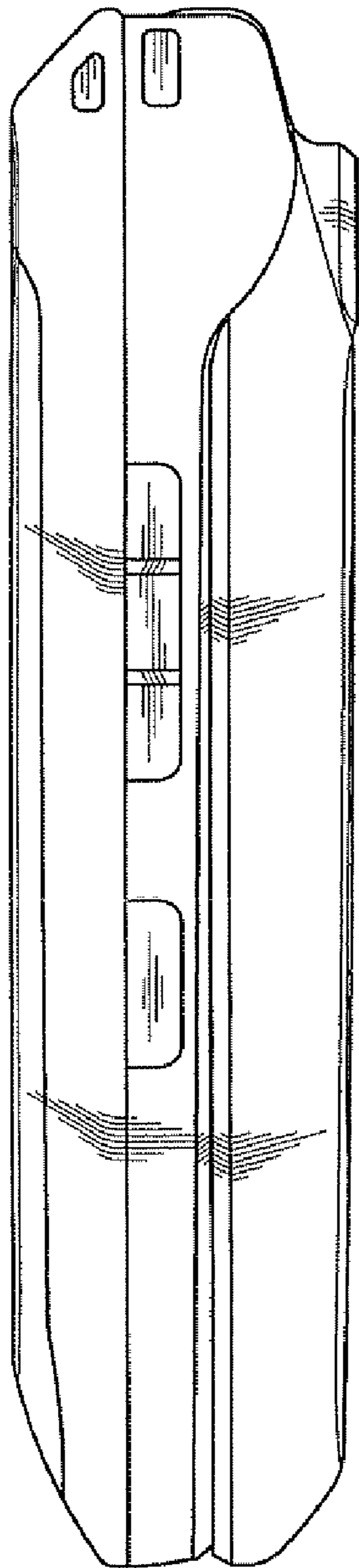


FIG. 5

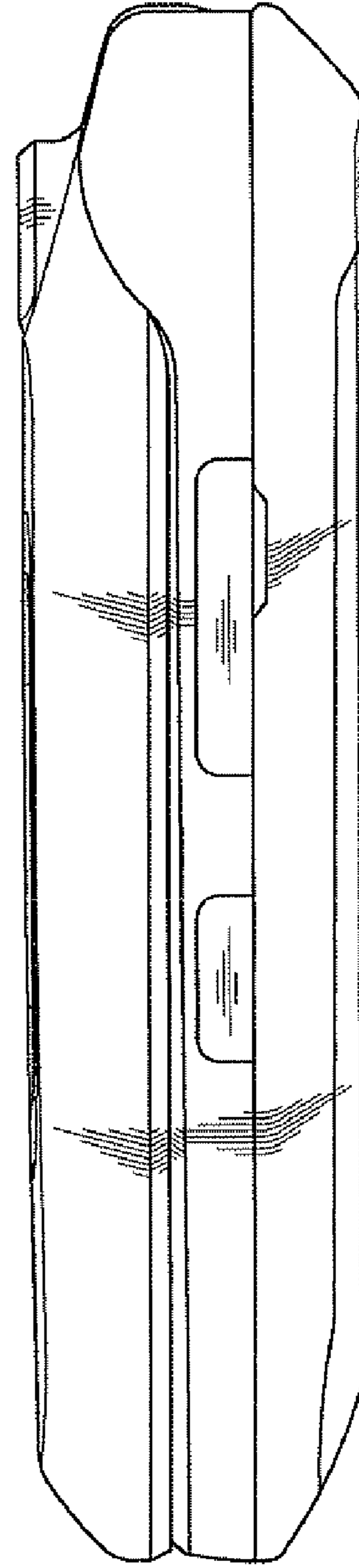


FIG. 6

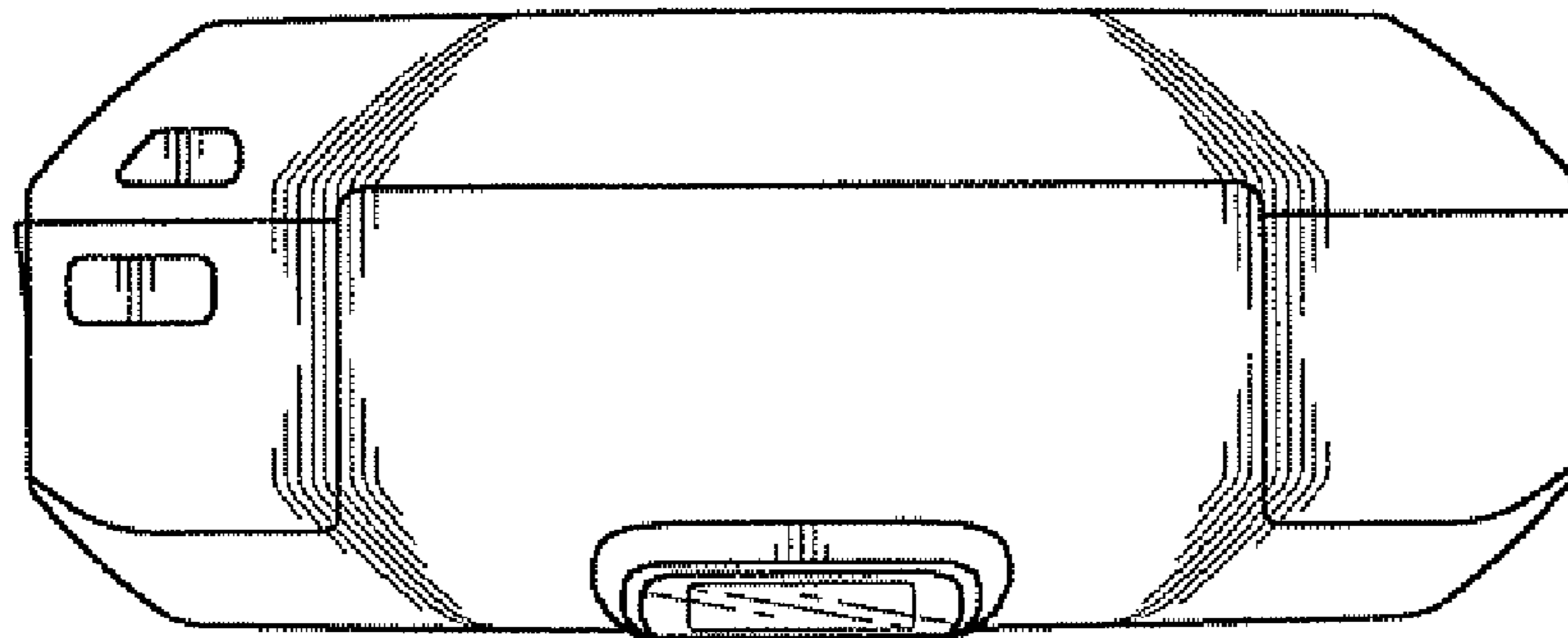


FIG. 7

