



US00D588987S

(12) **United States Design Patent**
Kato

(10) **Patent No.:** **US D588,987 S**
(45) **Date of Patent:** **** Mar. 24, 2009**

(54) **ENGINE OPERATED GENERATOR**

(75) Inventor: **Yuya Kato**, Saitama (JP)

(73) Assignee: **Honda Motor Co., Ltd.**, Tokyo (JP)

(**) Term: **14 Years**

(21) Appl. No.: **29/261,960**

(22) Filed: **Jun. 23, 2006**

(30) **Foreign Application Priority Data**

Dec. 26, 2005 (JP) 2005-037910

(51) **LOC (9) Cl.** **13-01**

(52) **U.S. Cl.** **D13/116**

(58) **Field of Classification Search** D13/112,
D13/114, 115, 116; 290/1 A; 310/10, 102 R,
310/113; 322/1, 16

See application file for complete search history.

(56) **References Cited**

U.S. PATENT DOCUMENTS

D282,734 S * 2/1986 Shibuya D13/114
D293,904 S * 1/1988 Murakami et al. D13/116
D441,714 S * 5/2001 Yuzuriha D13/116
6,331,740 B1 * 12/2001 Morohoshi et al. 290/1 A

D472,519 S * 4/2003 Buck D13/114
D478,042 S * 8/2003 Yaguchi et al. D13/114
D478,311 S * 8/2003 Yaguchi et al. D13/114
D491,524 S * 6/2004 Imai D13/122

* cited by examiner

Primary Examiner—Prabhakar Deshmukh

Assistant Examiner—Derrick Holland

(74) *Attorney, Agent, or Firm*—Westerman, Hattori, Daniels & Adrian, LLP.

(57) **CLAIM**

The ornamental design for an engine operated generator, as shown and described.

DESCRIPTION

FIG. 1 is a front elevation view of an engine operated generator, showing our new design;

FIG. 2 is a rear elevation view of thereof;

FIG. 3 is a top plan view thereof;

FIG. 4 is a right side elevation view thereof;

FIG. 5 is a left side elevation view thereof;

FIG. 6 is a perspective view thereof; and,

FIG. 7 is another perspective view thereof.

1 Claim, 7 Drawing Sheets




Fig. 1





Fig. 2






Fig. 3




Fig. 4




Fig. 5




Fig. 6

Fig. 7

