



US00D588968S

(12) **United States Design Patent**
Liu et al.

(10) **Patent No.:** **US D588,968 S**
(45) **Date of Patent:** **** Mar. 24, 2009**

(54) **BRAKE FRICTION PAD**

5,564,533 A 10/1996 Parsons
5,730,257 A 3/1998 Clark

(75) Inventors: **Weiming Liu**, Windsor (CA); **Rodney G. Silvey**, Cookeville, TN (US); **Jason Heath Mahan**, Lafayette, TN (US)

(Continued)

(73) Assignee: **Federal-Mogul World Wide, Inc.**, Southfield, MI (US)

FOREIGN PATENT DOCUMENTS

(**) Term: **14 Years**

EP 0443360 A1 2/1991

(21) Appl. No.: **29/282,911**

(Continued)

(22) Filed: **Aug. 1, 2007**

OTHER PUBLICATIONS

(51) **LOC (9) Cl.** **12-16**

(52) **U.S. Cl.** **D12/180**

(58) **Field of Classification Search** D12/180,
D12/174, 400; D15/138-140; 72/339; 188/73.31-73.39,
188/73.43, 73.45, 218 XL, 73.1, 250 B, 250 E,
188/250 R, 251 R; 192/107 M, 107 R; 428/443;
488/1.11 W, 1.11 R

Weiming Liu, Greg M. Vyletel, Jerry Li, "A Rapid Design Tool and Methodology for Reducing High Frequency Brake Squeal", SAE International 2006, Paper No. 2006-01-3205.

(Continued)

See application file for complete search history.

Primary Examiner—Philip S Hyder

Assistant Examiner—Cynthia Underwood

(74) *Attorney, Agent, or Firm*—Robert L. Stearns; Dickinson Wright PLLC

(56) **References Cited**

U.S. PATENT DOCUMENTS

1,506,578 A *	8/1924	Grandahl	72/477
1,950,262 A *	3/1934	Norton	428/443
D235,630 S	7/1975	Rath	
4,056,174 A *	11/1977	Wienand et al.	188/73.36
4,173,681 A	11/1979	Durrieu et al.	
4,200,173 A	4/1980	Evans et al.	
4,220,223 A	9/1980	Rinker et al.	
4,290,508 A *	9/1981	Baum	188/73.38
D277,175 S *	1/1985	Caplygin	D12/180
4,527,669 A *	7/1985	Meyer et al.	188/73.38
4,705,146 A	11/1987	Tarter	
4,823,920 A *	4/1989	Evans	188/73.34
4,993,520 A	2/1991	Goddard et al.	
5,145,037 A	9/1992	Kobayashi et al.	
5,413,194 A	5/1995	Kulis, Jr. et al.	
5,443,133 A	8/1995	Dreilich et al.	
5,456,339 A	10/1995	Zeng	
5,535,859 A	7/1996	Zeng	
5,561,895 A	10/1996	Clark	

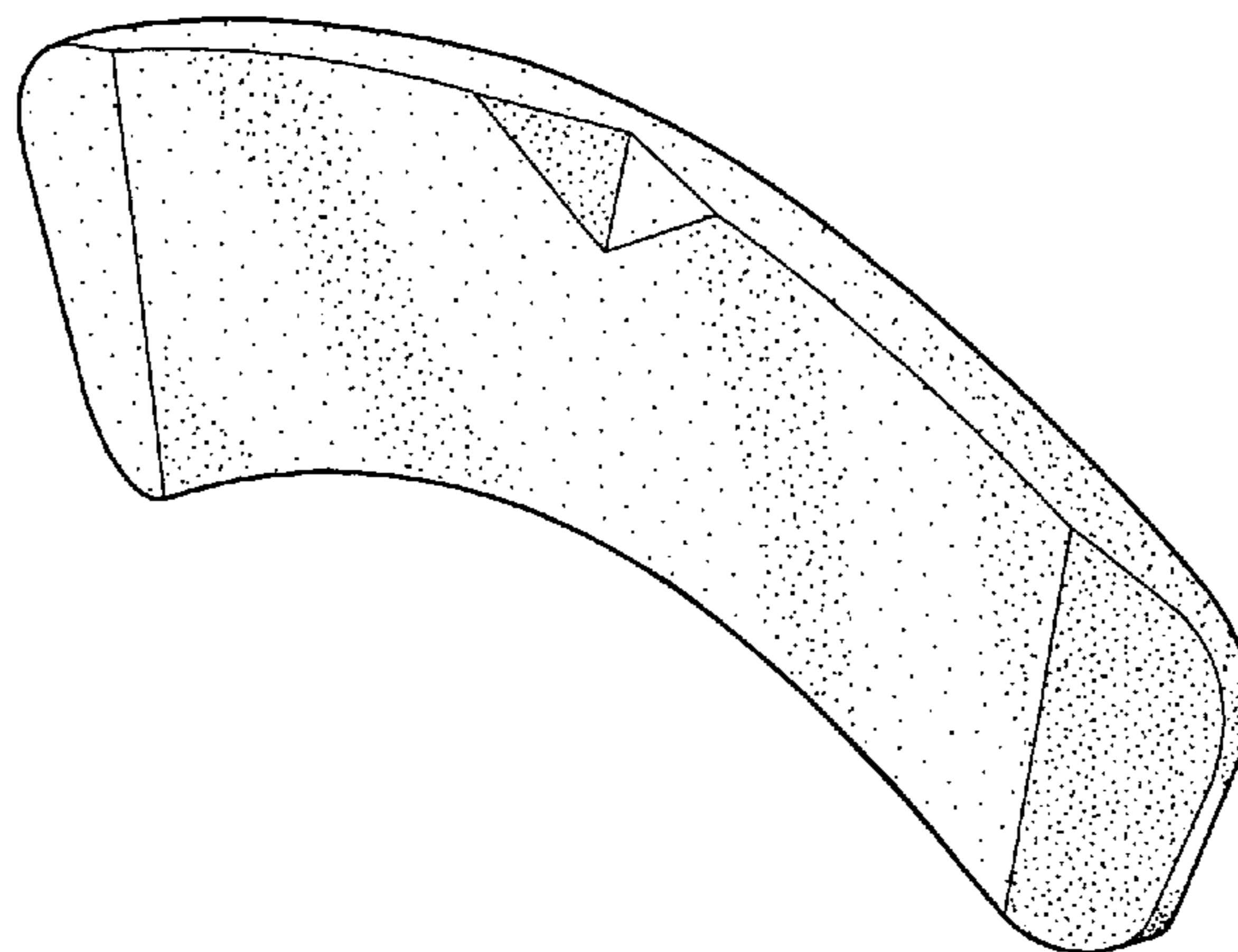
(57) **CLAIM**

The ornamental design for an brake friction pad, as shown and described.

DESCRIPTION

FIG. 1 is a perspective view of a brake friction pad;
FIG. 2 is a front view thereof;
FIG. 3 is a top view thereof;
FIG. 4 is a bottom view thereof; and,
FIG. 5 is a right side elevational view thereof, the left side elevational view being a mirror image of the right side elevational view.

1 Claim, 2 Drawing Sheets



US D588,968 S

Page 2

U.S. PATENT DOCUMENTS

5,799,754 A * 9/1998 Kazuro et al. 188/1.11 W
6,032,767 A 3/2000 Roehling
6,142,263 A * 11/2000 Lotfipour 188/73.37
6,283,258 B1 9/2001 Chen et al.
6,382,027 B1 5/2002 Uhlig
6,481,544 B2 11/2002 Brecht et al.
6,843,128 B2 1/2005 Chen et al.
D506,423 S 6/2005 Matsumoto
D507,773 S 7/2005 Ono
7,111,709 B2 * 9/2006 Baba 188/73.37
7,222,701 B2 * 5/2007 Pham 188/250 G
7,234,573 B2 6/2007 Kurz et al.
7,275,625 B2 10/2007 Oi et al.
2003/0178266 A1 9/2003 Hulten et al.
2004/0154885 A1 * 8/2004 Gotti et al. 188/250 B
2005/0023091 A1 2/2005 Ol et al.
2007/0039789 A1 2/2007 Sano
2008/0011562 A1 * 1/2008 Hilbrandt 188/250 B

FOREIGN PATENT DOCUMENTS

FR 2482687 11/1981
FR 2555271 A3 11/1984
GB 2216066 A 10/1989

GB 2277968 A 11/1994
JP 01224531 A 9/1989
JP 05141455 A 6/1993
JP 05164158 A 6/1993
JP 06159406 A 6/1994
WO WO9113268 9/1991

OTHER PUBLICATIONS

Assembly Drawing for: FMSI 7530A-D650, Automotive Data Book Bulletin #2-941 Nov. 30, 1994, Friction Material Standards Institute, Madison, CT.
Drawing#7530A Outer, Automotive Data Book Bulletin #2-941 Nov. 30, 1994, Friction Material Standards Institute, Madison, CT.
Drawing#7530A Inner, Automotive Data Book Bulletin #2-941 Nov. 30, 1994, Friction Material Standards Institute, Madison, CT.
Shoe FMS D650 Inner, Automotive Data Book Bulletin #2-941 Nov. 30, 1994, Friction Material Standards Institute, Madison, CT.
Shoe FMS D650 Outer, Automotive Data Book Bulletin #2-941 Nov. 30, 1994, Friction Material Standards Institute, Madison, CT.
FMSI 7488 Inner, Automotive Data Book Bulletin #5-921 Mar. 26, 1993, Friction Material Standards Institute, Madison, CT.
Drawing No. 42-1243-000 Sheet 1, Integrally Molded Disc Brake Assembly, from Friction Products, Winchester VA, Dated May 24, 1995.

* cited by examiner

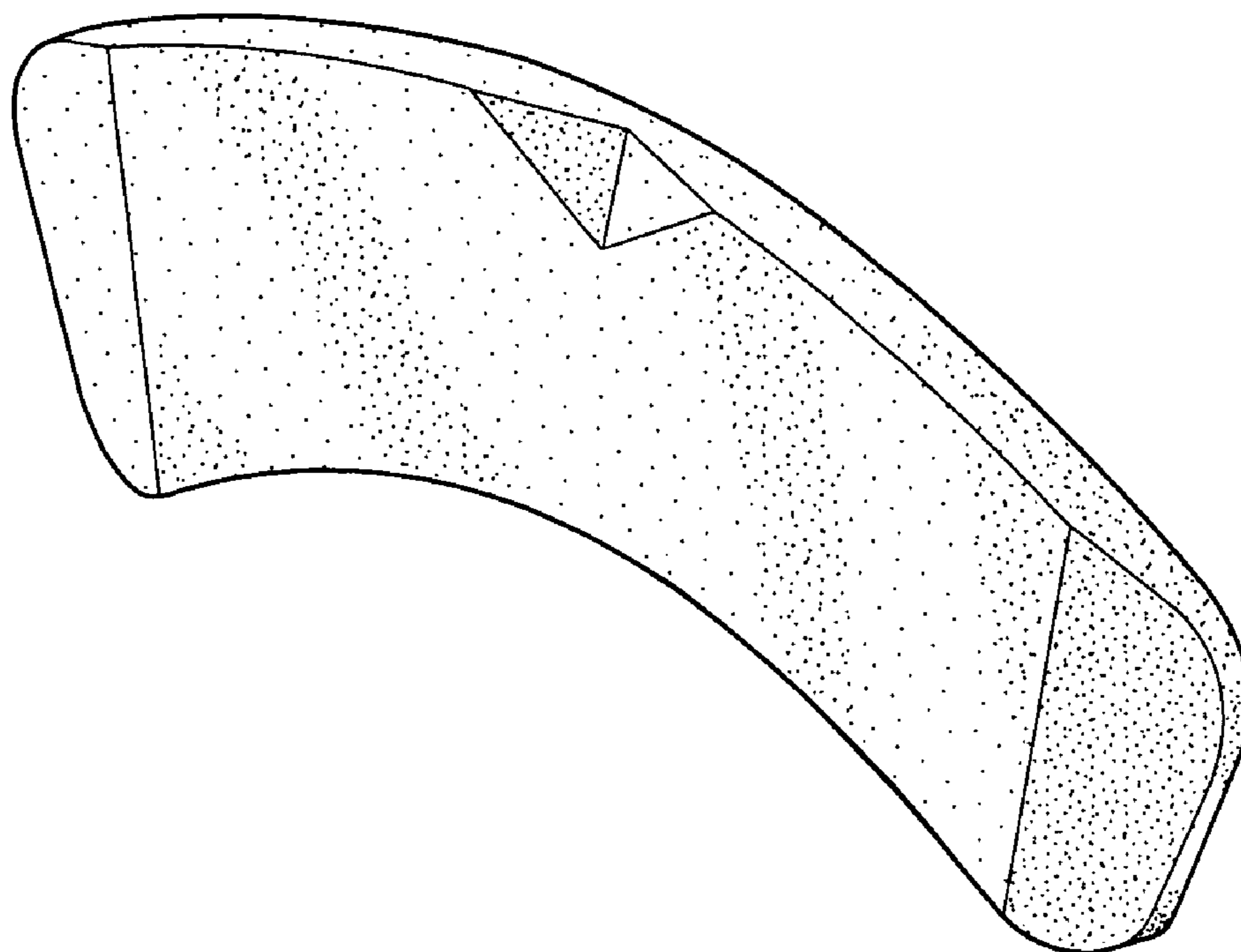


Fig. 1

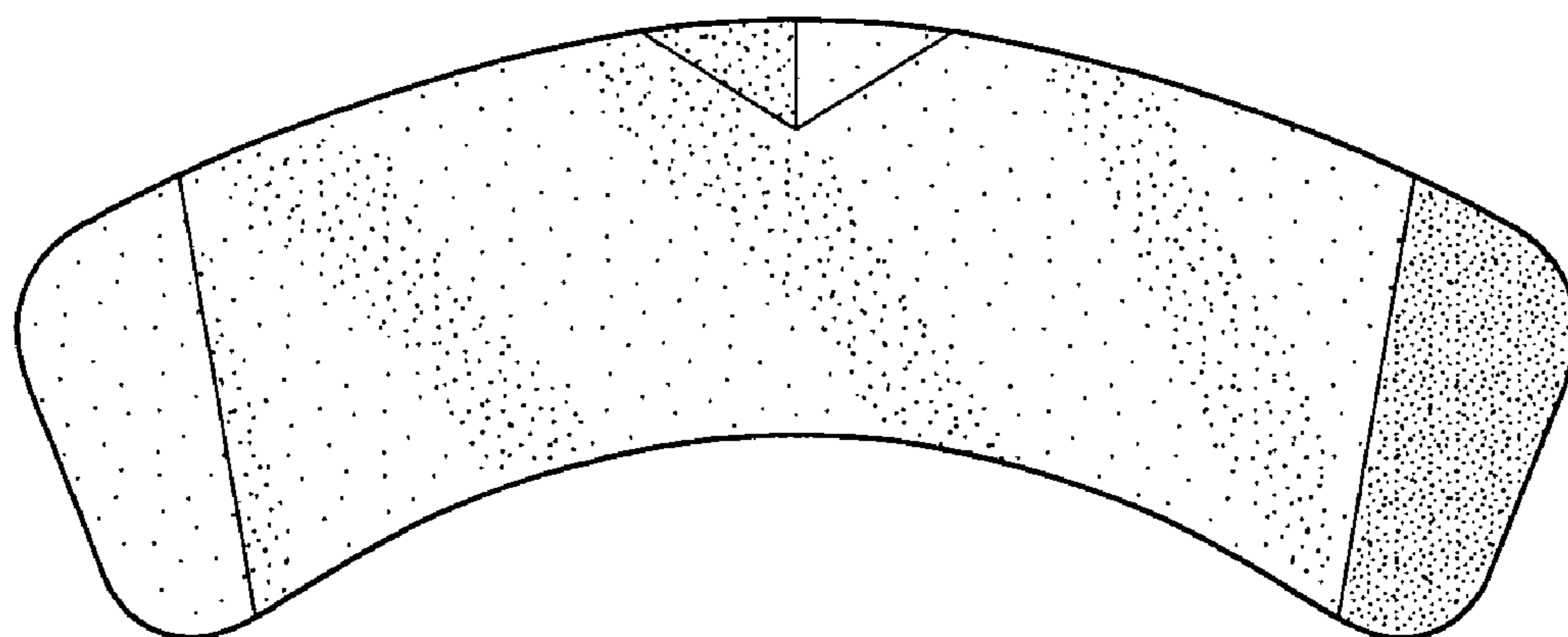


Fig. 2



Fig. 3



Fig. 4



Fig. 5