



US00D588959S

(12) **United States Design Patent**  
**Bischoff et al.**

(10) **Patent No.:** **US D588,959 S**  
(45) **Date of Patent:** **\*\* Mar. 24, 2009**

(54) **VEHICLE**

(75) Inventors: **Klaus Bischoff**, Evessen (DE); **Marc Lichte**, Braunschweig (DE)

(73) Assignee: **Volkswagen AG**, Wolfsburg (DE)

(\*\*) Term: **14 Years**

(21) Appl. No.: **29/307,406**

(22) Filed: **Apr. 18, 2008**

(30) **Foreign Application Priority Data**

Nov. 27, 2007 (EM) ..... 833264

(51) **LOC (9) Cl.** ..... **12-08**

(52) **U.S. Cl.** ..... **D12/92**

(58) **Field of Classification Search** ..... D12/86,  
D12/90-92; 296/181.1, 181.5

See application file for complete search history.

(56) **References Cited**

**U.S. PATENT DOCUMENTS**

D510,544 S \* 10/2005 Schreyer et al. .... D12/92  
D519,058 S \* 4/2006 Schreyer et al. .... D12/92

\* cited by examiner

*Primary Examiner*—Melody N Brown  
(74) *Attorney, Agent, or Firm*—Klaus P. Stoffel; Lucas & Mercanti

(57) **CLAIM**

The ornamental design for a vehicle, as shown and described.

**DESCRIPTION**

FIG. 1 is a front, right side perspective view of the vehicle of the present invention;

FIG. 2 is a front, left side perspective view thereof;

FIG. 3 is a rear, right side perspective view thereof;

FIG. 4 is a rear, left side perspective view thereof;

FIG. 5 is right side view thereof;

FIG. 6 is a left side view thereof;

FIG. 7 is a front view thereof;

FIG. 8 is a rear view thereof;

FIG. 9 is a top view thereof; and,

FIG. 10 is a bottom view thereof.

**1 Claim, 10 Drawing Sheets**





Fig. 1



Fig. 2



Fig. 3




Fig. 4




Fig. 5




Fig. 6



Fig. 7





Fig. 8

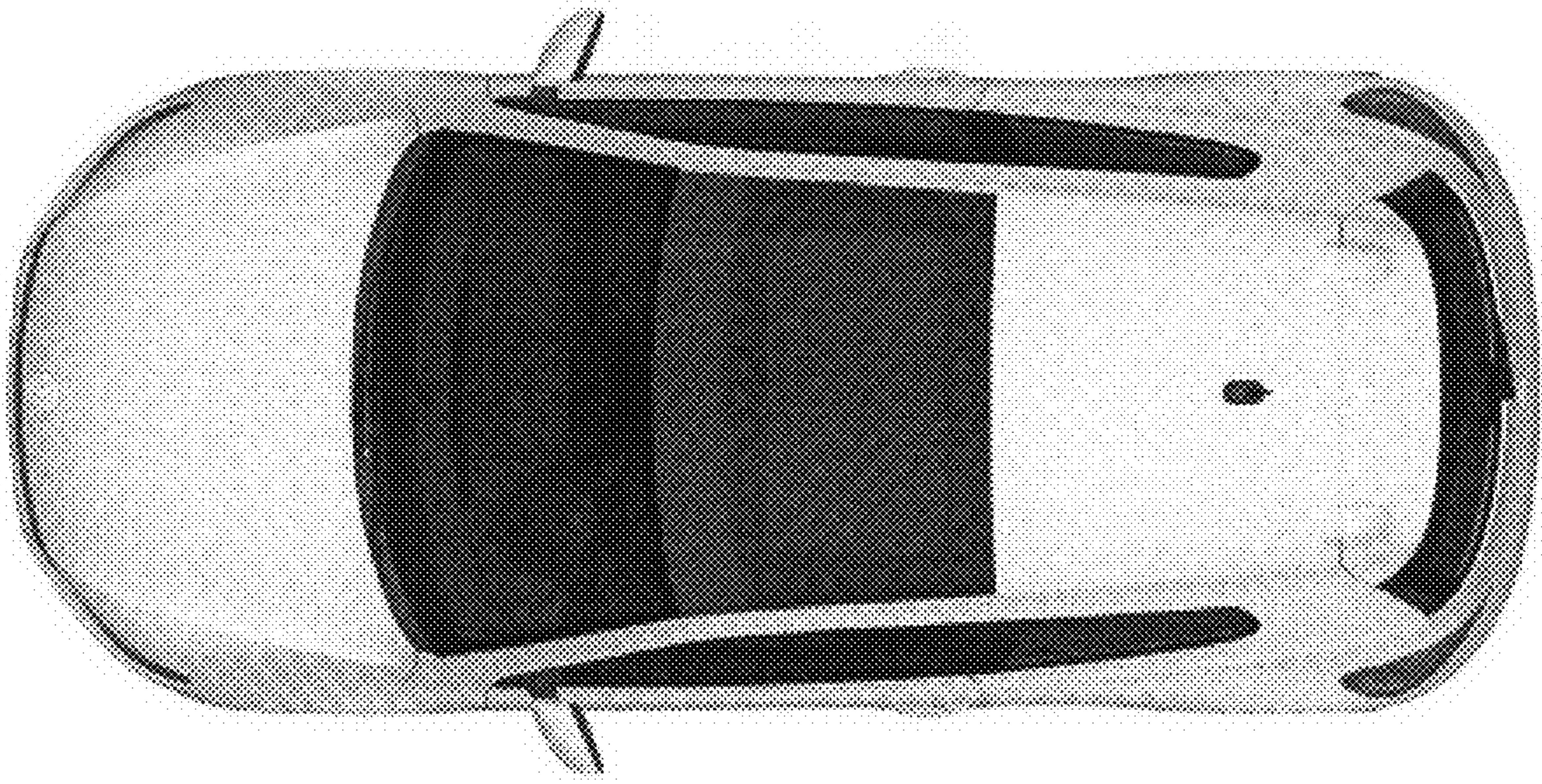


Fig. 9




Fig. 10