



US00D588945S

(12) **United States Design Patent**  
**Arabo**

(10) **Patent No.:** **US D588,945 S**  
(45) **Date of Patent:** **\*\* Mar. 24, 2009**

(54) **WRIST WATCH**

(75) Inventor: **Jacob Arabo**, New York, NY (US)

(73) Assignee: **Jacob & Company Watches, Inc.**, New York, NY (US)

(\*\*) Term: **14 Years**

(21) Appl. No.: **29/305,436**

(22) Filed: **Mar. 20, 2008**

(51) **LOC (9) Cl.** ..... **10-02**

(52) **U.S. Cl.** ..... **D10/39**

(58) **Field of Classification Search** ..... D10/30–39,  
D10/122–132; 368/276, 281, 282, 285, 80,  
368/223, 228, 232

See application file for complete search history.

(56) **References Cited**

**U.S. PATENT DOCUMENTS**

D80,307	S	*	1/1930	Conant	.....	D10/38
2,232,300	A	*	2/1941	Arbey	.....	368/228
D202,061	S	*	8/1965	Montese-Caruso	.....	D10/38
3,269,108	A	*	8/1966	Mottironi	.....	368/281
3,395,531	A	*	8/1968	Caprara	.....	368/291
D240,605	S	*	7/1976	Sticker	.....	D10/38
4,218,873	A	*	8/1980	Lang	.....	368/281
D351,799	S	*	10/1994	Bulgari	.....	D10/39
D384,294	S	*	9/1997	Woo et al.	.....	D10/30
D454,802	S	*	3/2002	Hegi	.....	D10/39
D462,909	S	*	9/2002	Cattin	.....	D10/39
D464,893	S	*	10/2002	Ellia	.....	D10/39
D473,802	S	*	4/2003	Berliat	.....	D10/39
D487,404	S	*	3/2004	Dubarry	.....	D10/39

D493,375	S	*	7/2004	Arabov	.....	D10/39
D494,478	S	*	8/2004	Arabov	.....	D10/39
D500,958	S	*	1/2005	Cooper et al.	.....	D10/126
D519,853	S	*	5/2006	Sirmakes	.....	D10/32
D531,524	S	*	11/2006	Behling	.....	D10/38
D537,371	S	*	2/2007	Belamich	.....	D10/39
D539,671	S	*	4/2007	Lassigne	.....	D10/32
D542,159	S	*	5/2007	Junod	.....	D10/38
D545,695	S	*	7/2007	Laucella	.....	D10/31
D558,068	S	*	12/2007	Sirmakes	.....	D10/39
D573,487	S	*	7/2008	Sanz	.....	D10/39
D577,303	S	*	9/2008	Lalo	.....	D10/122

\* cited by examiner

*Primary Examiner*—Lucy Lieberman

(74) *Attorney, Agent, or Firm*—Ostrolenk, Faber, Gerb & Soffen, LLP

(57) **CLAIM**

The ornamental design for a wrist watch, as shown and described.

**DESCRIPTION**

FIG. 1 is a front perspective view of a wrist watch showing my new design;


FIG. 2 is a rear view thereof;

FIG. 3 is a right side view of a wrist watch showing my new design, the left side view being a mirror-image thereof; and,

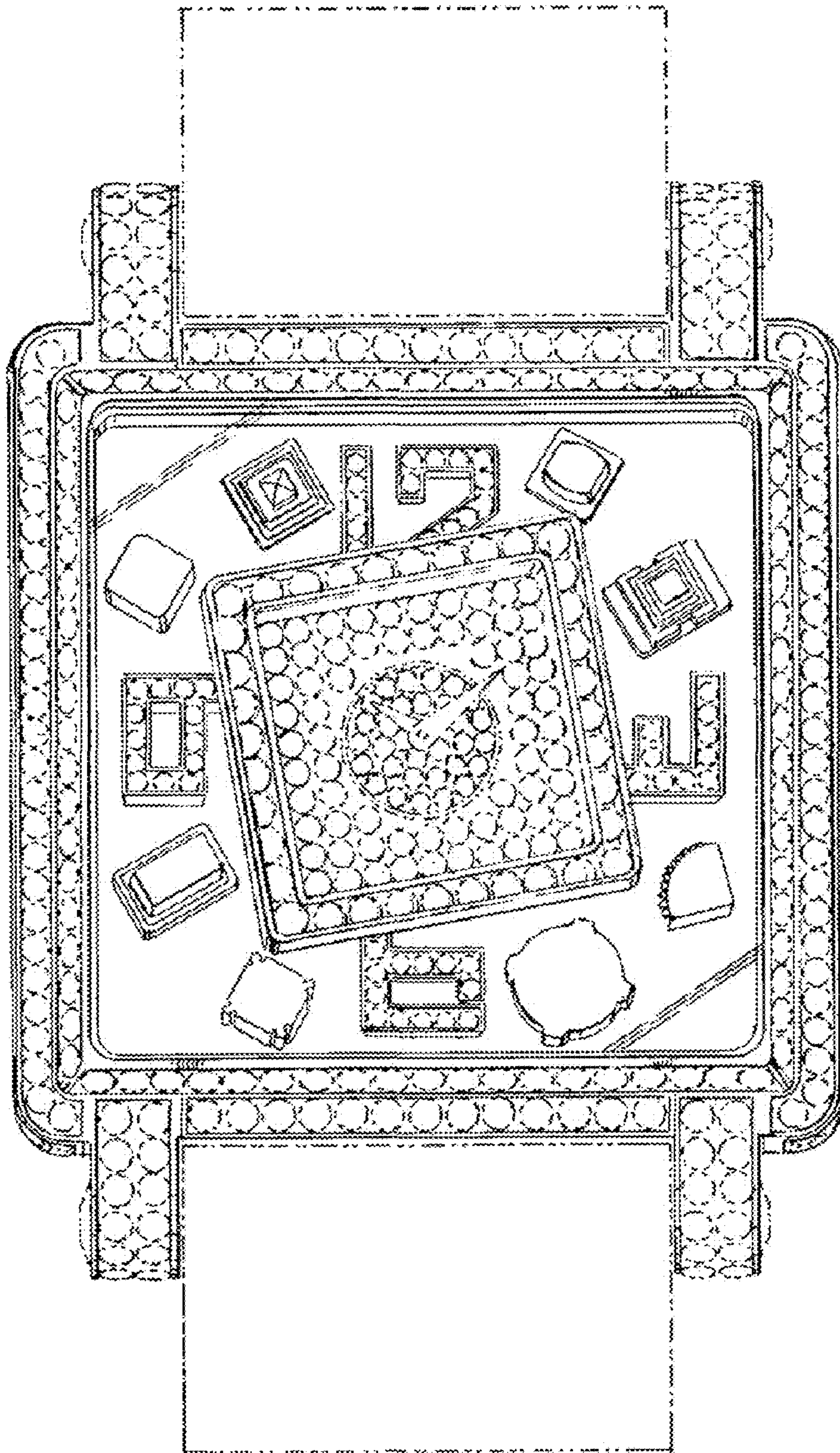
FIG. 4 is a bottom view of the wrist watch, the top view being a mirror image thereof.

The broken lines shown in the drawings are for illustrative purposes only and form no part of the claimed design.

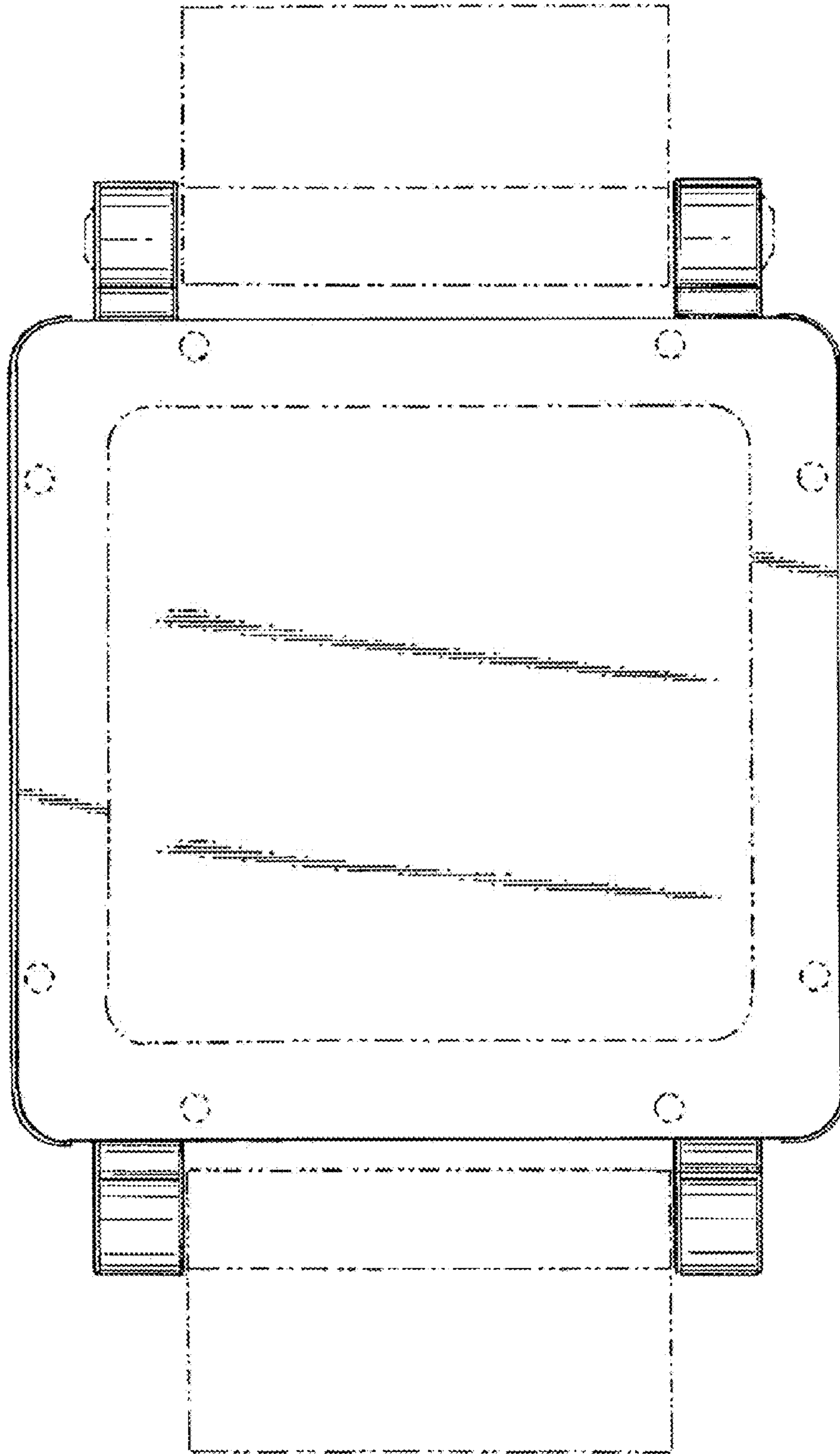
**1 Claim, 3 Drawing Sheets**





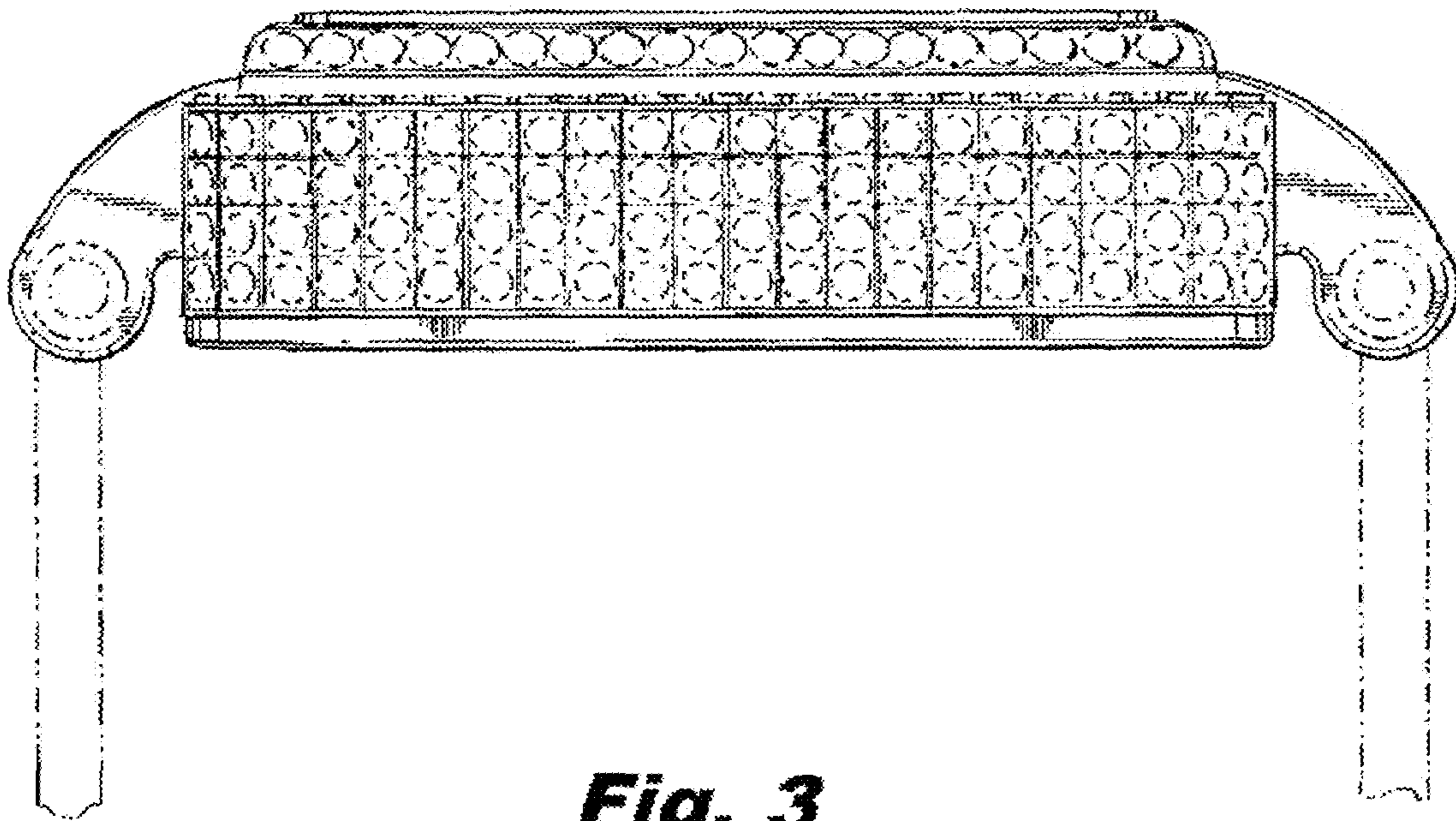


**Fig. 1**




**Fig. 2**





**Fig. 3**



**Fig. 4**