



US00D588939S

(12) **United States Design Patent**
Falkenstein

(10) **Patent No.:** **US D588,939 S**
(45) **Date of Patent:** **** Mar. 24, 2009**

(54) **CARABINEER STYLE POCKET WATCH**

(75) Inventor: **Merrick Falkenstein**, Markham (CA)

(73) Assignee: **2932105 Canada Inc.**, Markham,
Ontario (CA)

(**) Term: **14 Years**

(21) Appl. No.: **29/300,840**

(22) Filed: **May 21, 2008**

(51) **LOC (9) Cl.** **10-02**

(52) **U.S. Cl.** **D10/31**

(58) **Field of Classification Search** D10/2,
D10/4, 31, 30, 37; D8/99, 105; 368/10,
368/11, 276, 278, 316; 224/269, 903
See application file for complete search history.

(56) **References Cited**

U.S. PATENT DOCUMENTS

- D61,220 S * 7/1922 Ochse D8/99
- D320,945 S * 10/1991 Hiles D10/31
- 5,540,367 A 7/1996 Kauker
- D382,817 S * 8/1997 Ahmadi D10/30
- D402,104 S * 12/1998 Kauker et al. D3/215
- D432,027 S 10/2000 Fox et al.
- D445,039 S * 7/2001 Finkay D10/31
- D448,653 S * 10/2001 Kauker D8/367
- D467,819 S 12/2002 Tang
- 6,527,434 B1 3/2003 Fox et al.
- D474,095 S * 5/2003 Luquire D8/99
- D474,980 S * 5/2003 Finkay D10/31
- D477,524 S * 7/2003 Chen D8/105
- D478,011 S 8/2003 Cooper
- D478,823 S * 8/2003 Kelleghan D10/68
- D493,726 S * 8/2004 Cooper D10/4

- D494,071 S * 8/2004 Falkenstein et al. D10/39
- D494,438 S * 8/2004 Falkenstein et al. D8/105
- D503,628 S 4/2005 Chen
- D504,306 S 4/2005 Chisolm
- D505,337 S 5/2005 Cooper
- D505,867 S 6/2005 Cooper
- D515,948 S 2/2006 Hsu
- D521,587 S 5/2006 Smith
- D535,897 S * 1/2007 Leung D10/40
- D537,369 S * 2/2007 Bao D10/31
- D539,169 S 3/2007 Falkenstein et al.
- D562,702 S * 2/2008 Bhavnani et al. D10/2
- D569,274 S * 5/2008 Cooper D10/37
- D571,673 S * 6/2008 Cooper D10/37
- D574,692 S * 8/2008 Cooper D8/105

* cited by examiner

Primary Examiner—Lucy Lieberman

(74) *Attorney, Agent, or Firm*—Merek, Blackmon & Voorhees, LLC

(57) **CLAIM**

The ornamental design for a carabineer style pocket watch, as shown and described.

DESCRIPTION

FIG. 1 is an upper front perspective view of the carabineer style pocket watch;

FIG. 2 is a front elevational view thereof;

FIG. 3 is a rear elevational view thereof;

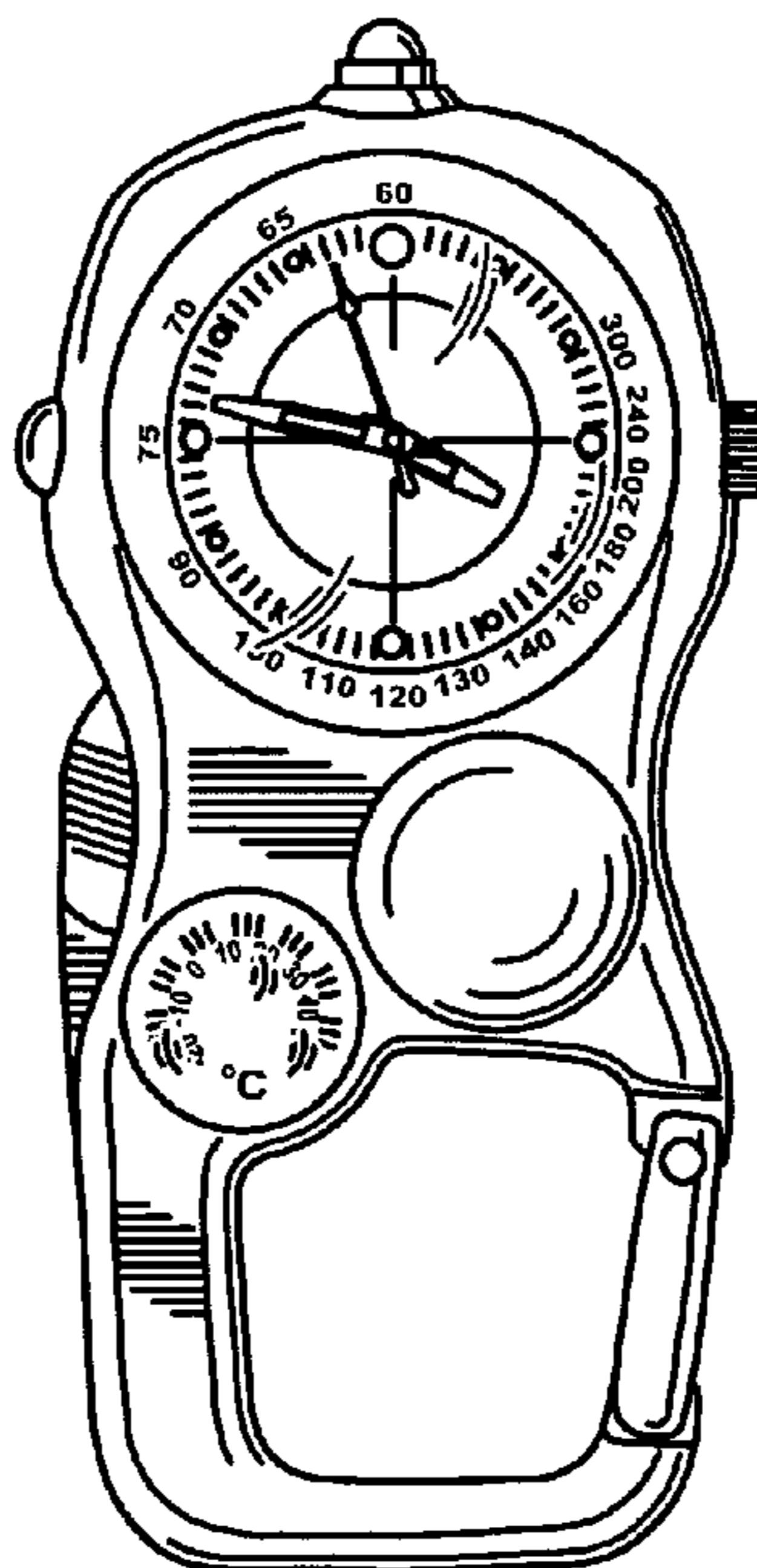
FIG. 4 is a left side view thereof;

FIG. 5 is a right side view thereof;

FIG. 6 is a top plan view thereof; and,

FIG. 7 is a bottom view thereof.

1 Claim, 2 Drawing Sheets



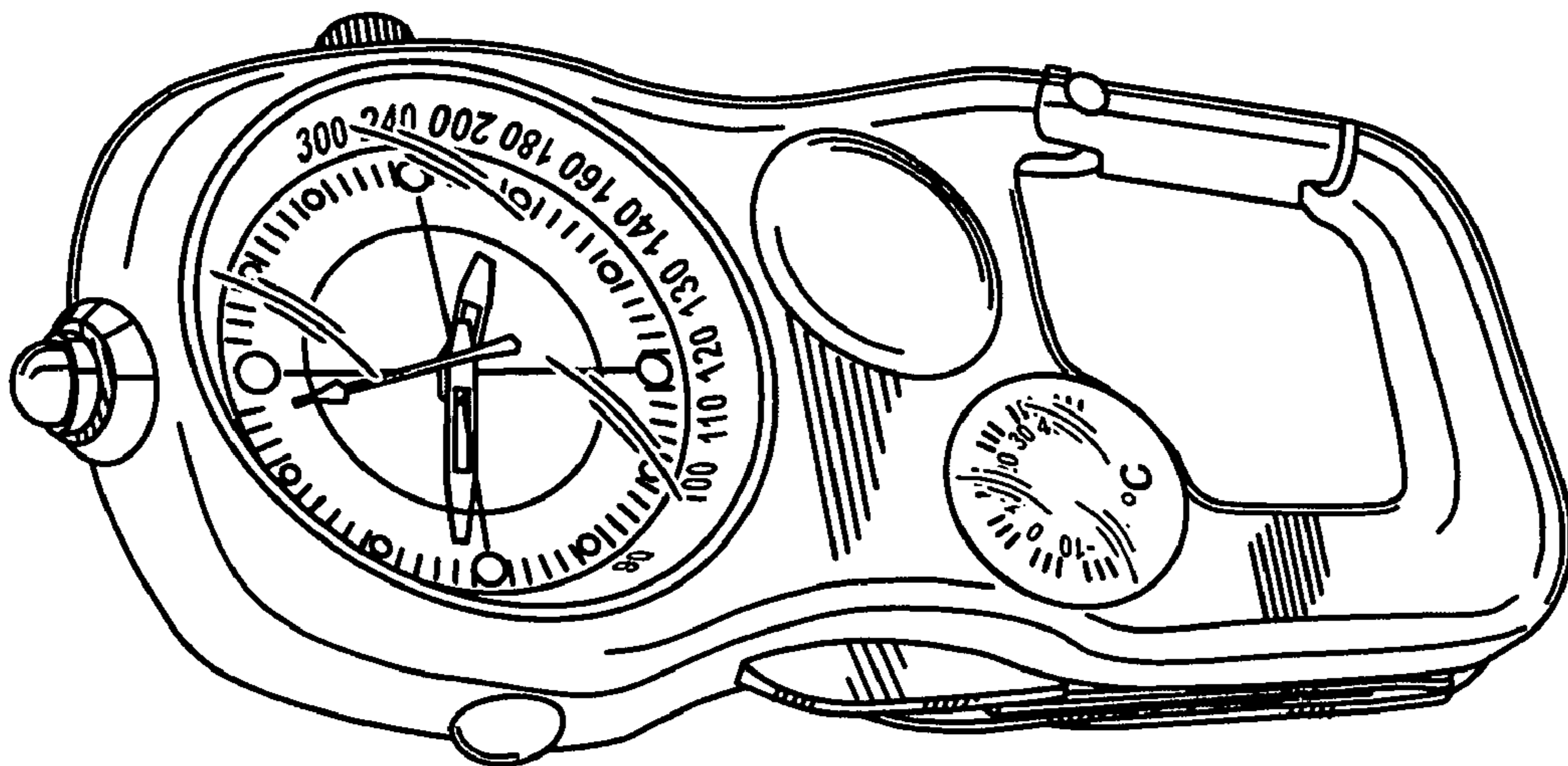


FIG. 1

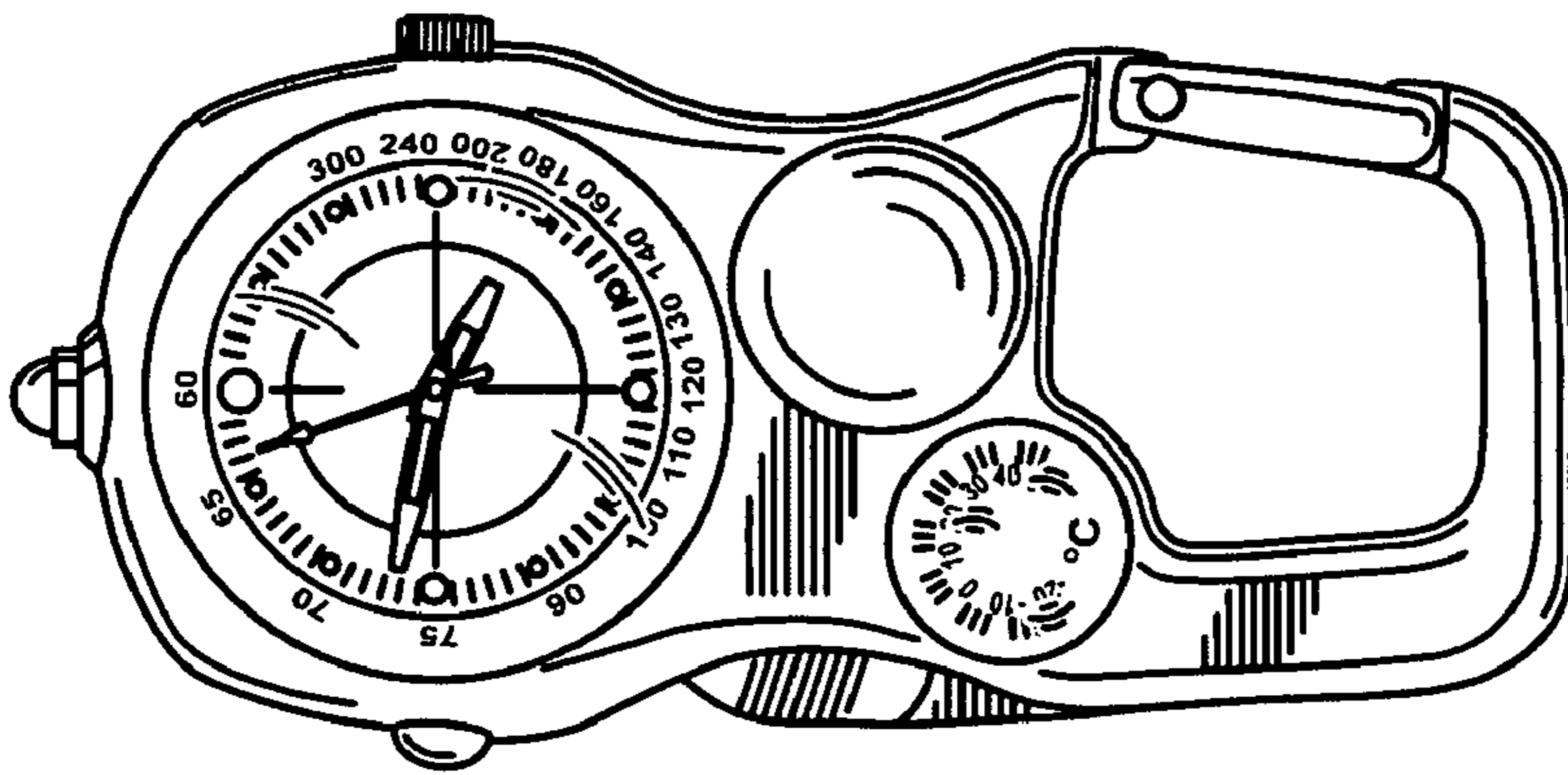


FIG. 2

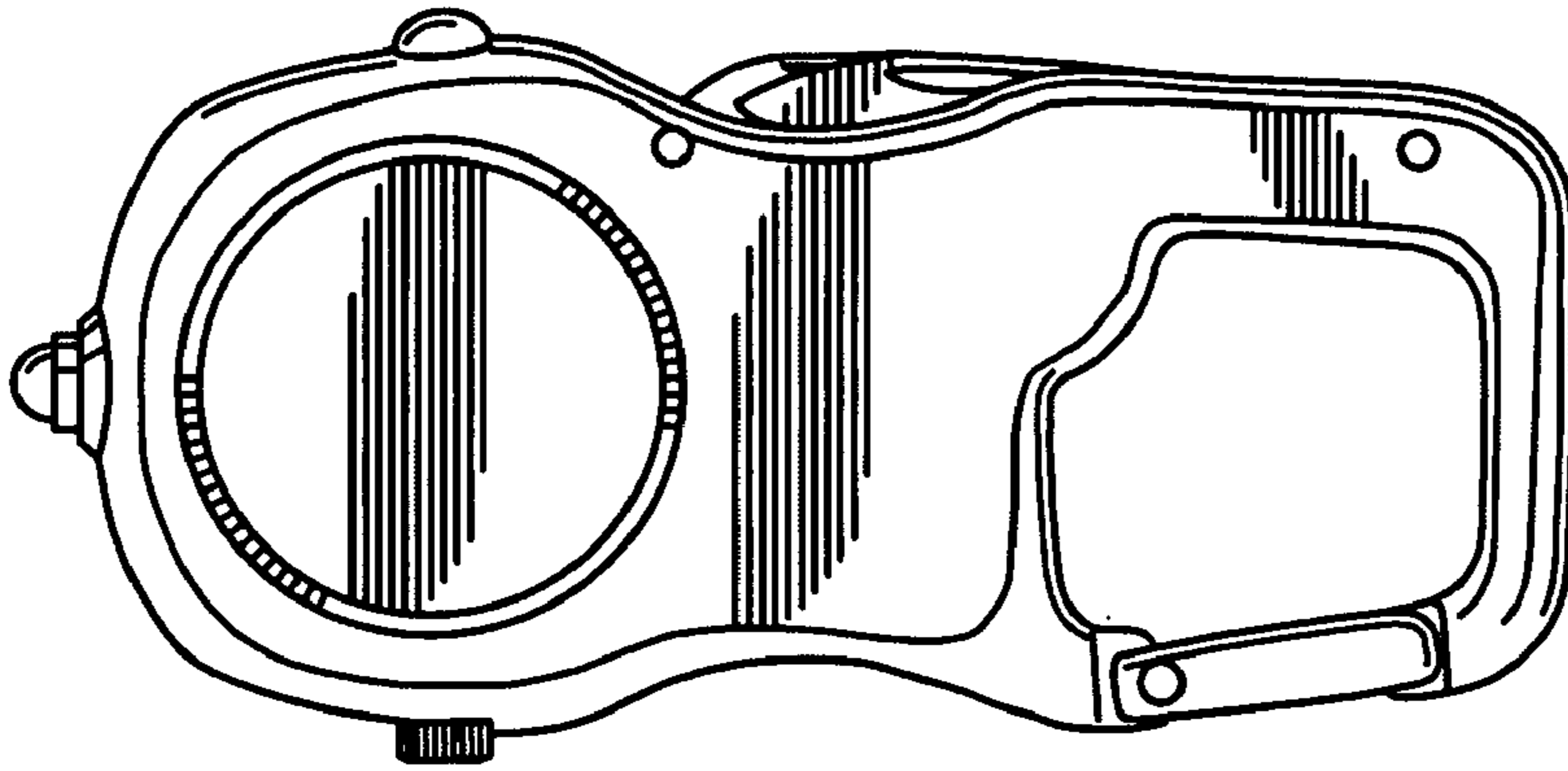


FIG. 3

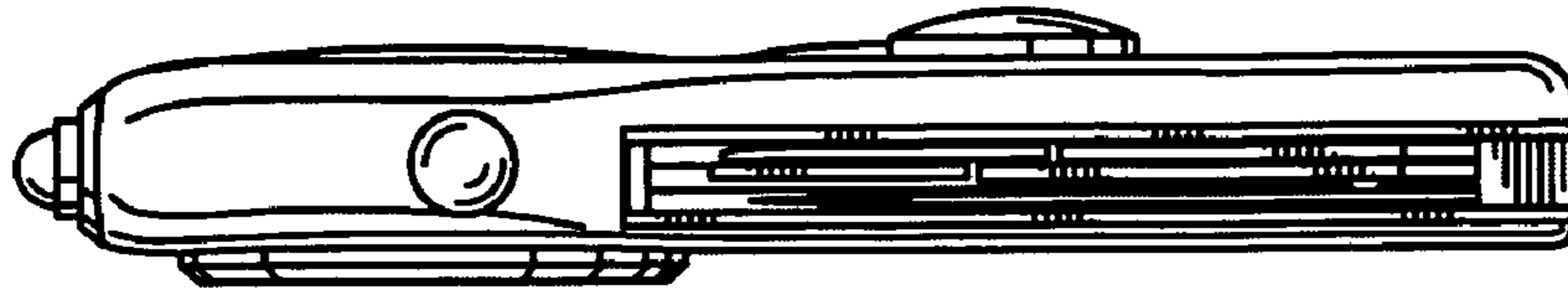


FIG. 4

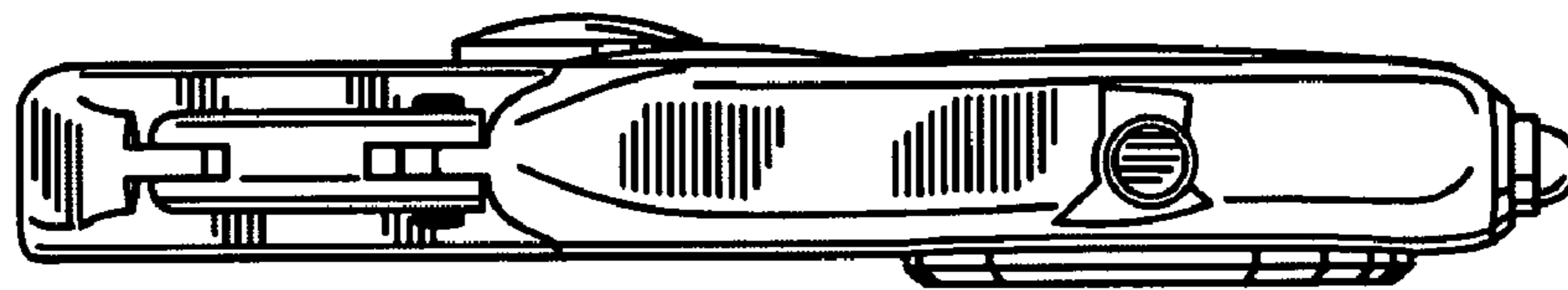


FIG. 5




FIG. 6

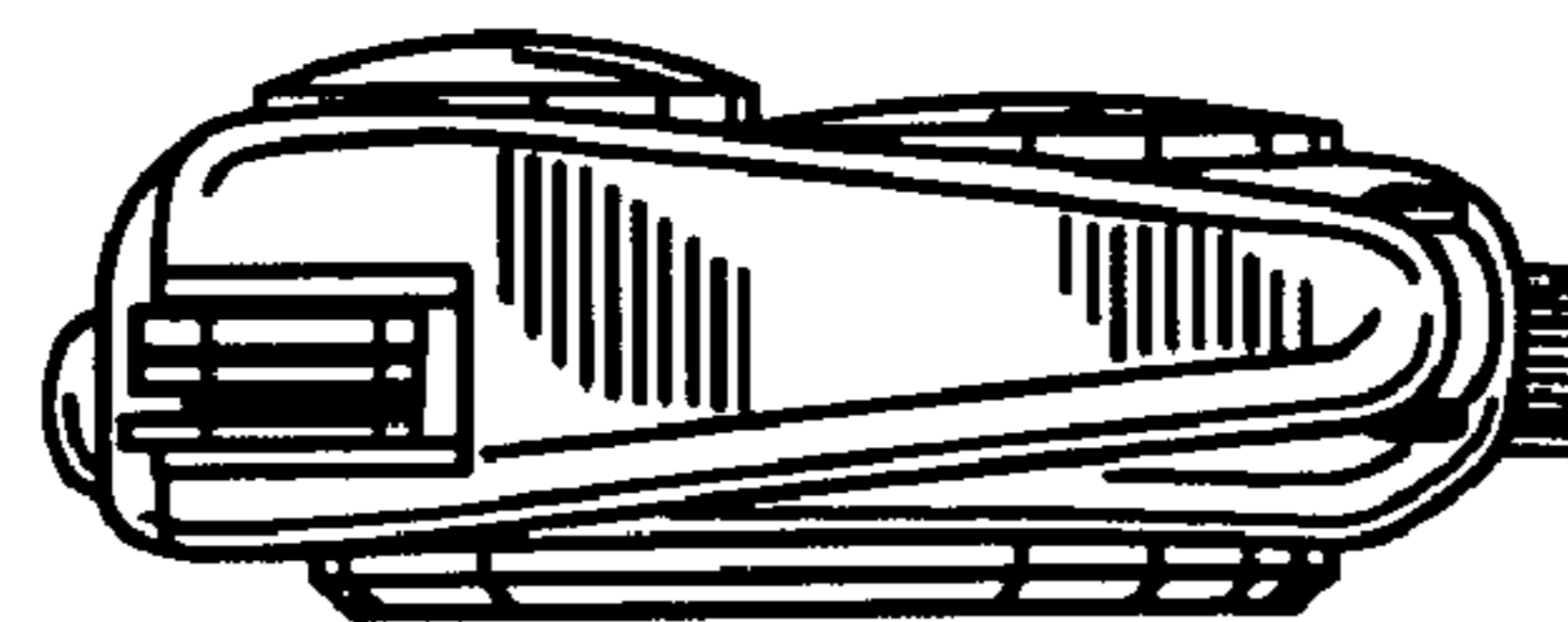


FIG. 7