



US00D588921S

(12) **United States Design Patent**
Williams

(10) **Patent No.:** **US D588,921 S**
(45) **Date of Patent:** **** Mar. 24, 2009**

(54) **BOTTLE BODY**

(75) Inventor: **Michael E. Williams**, San Marcos, CA
(US)

(73) Assignee: **Headwind Ceramics, Ltd.**, W. Hong
Kong (HK)

(**) Term: **14 Years**

(21) Appl. No.: **29/264,993**

(22) Filed: **Aug. 21, 2006**

(51) **LOC (9) Cl.** **09-01**

(52) **U.S. Cl.** **D9/537; D9/539; D9/552**

(58) **Field of Classification Search** D9/516,
D9/537-539, 540, 545, 549, 552, 556, 558,
D9/571, 688-691; D7/509-511; 215/379-385;
220/660-662, 669-673, 675

See application file for complete search history.

(56) **References Cited**

U.S. PATENT DOCUMENTS

D120,587 S	5/1940	Hinkins	
D178,919 S	* 10/1956	Grebowiec	D9/500
D207,923 S	* 6/1967	Koenigsberg	D9/542
D222,529 S	* 11/1971	Terner	D9/500
D299,426 S	1/1989	Andersson et al.	
D357,413 S	4/1995	Kornick et al.	
D357,414 S	4/1995	Kornick et al.	
D383,037 S	9/1997	Asberg	
D398,531 S	9/1998	De Vries	
D404,970 S	* 2/1999	Asberg	D7/511
D412,281 S	* 7/1999	Lindsay et al.	D9/500

D412,849 S	* 8/1999	Fuquen et al.	D9/542
D415,030 S	* 10/1999	Searle	D9/520
D425,424 S	* 5/2000	Cheng et al.	D9/520
D437,230 S	* 2/2001	Andrew	D9/516
D466,023 S	* 11/2002	Eickmeier	D9/552
D483,611 S	12/2003	Diak Ghanem	
D488,348 S	4/2004	Liu	
D506,641 S	6/2005	Liu	
D508,594 S	8/2005	Snell	
D512,917 S	12/2005	Frisch et al.	
D513,590 S	* 1/2006	Westphal	D9/504
D522,874 S	* 6/2006	Livingston et al.	D9/552
D531,452 S	11/2006	Toth	
D535,151 S	1/2007	Seum et al.	

* cited by examiner

Primary Examiner—Ian Simmons

Assistant Examiner—Dana L Sipos

(74) *Attorney, Agent, or Firm*—Holland & Hart, LLP

(57) **CLAIM**

The ornamental design for a bottle body, as shown.

DESCRIPTION

FIG. 1 is a front elevational view of a bottle body showing my design;

FIG. 2 is a left side elevational view thereof;

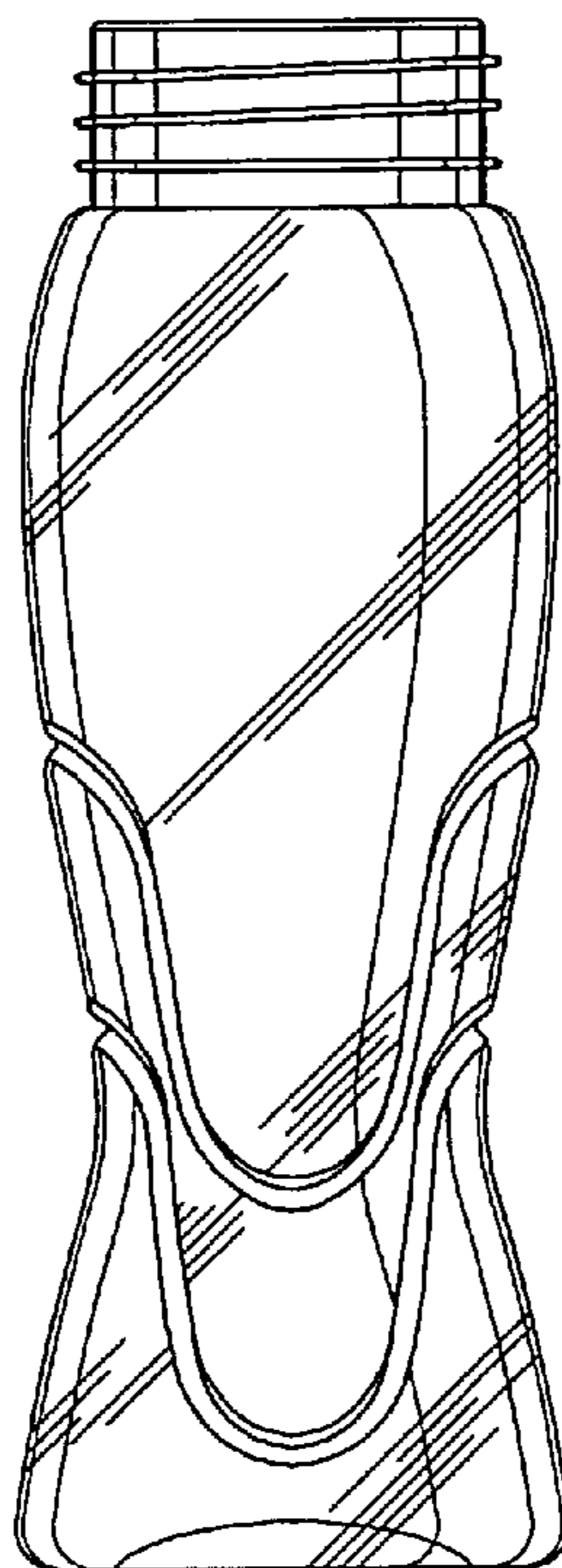
FIG. 3 is a right side elevational view thereof;

FIG. 4 is a rear elevational view thereof;

FIG. 5 is a bottom plan view thereof; and,

FIG. 6 is a perspective view thereof.

1 Claim, 4 Drawing Sheets



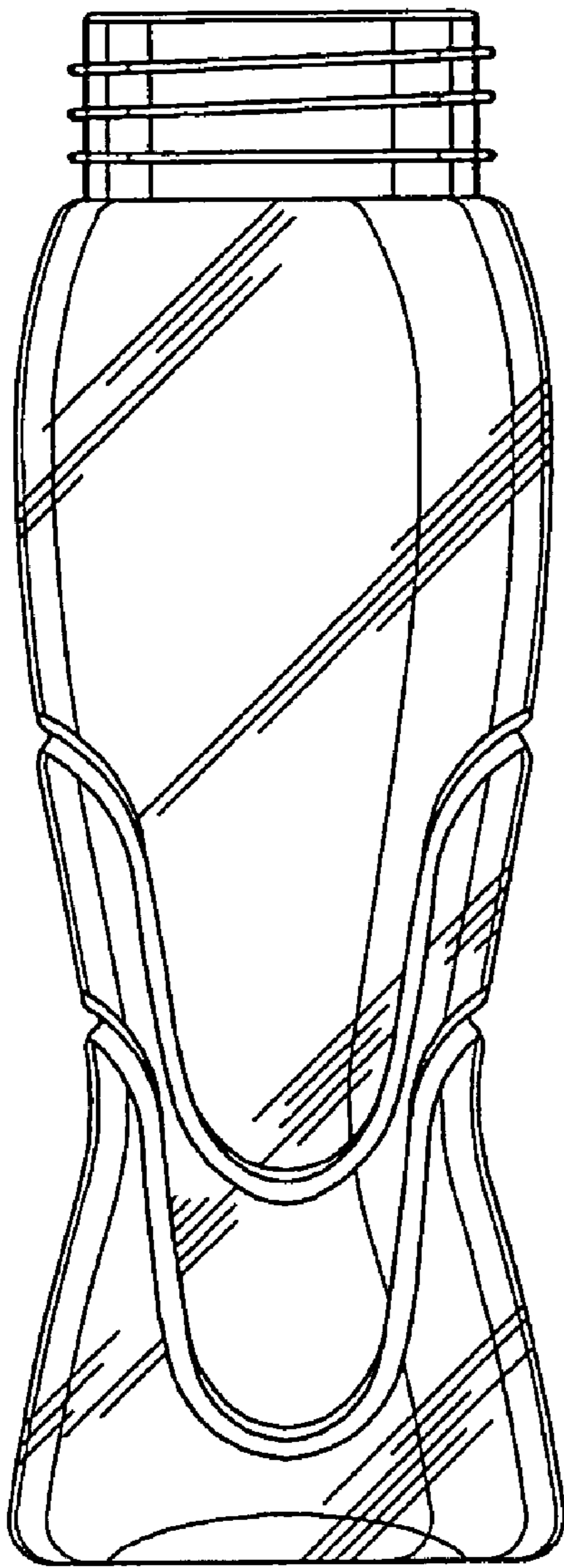


FIG. 1

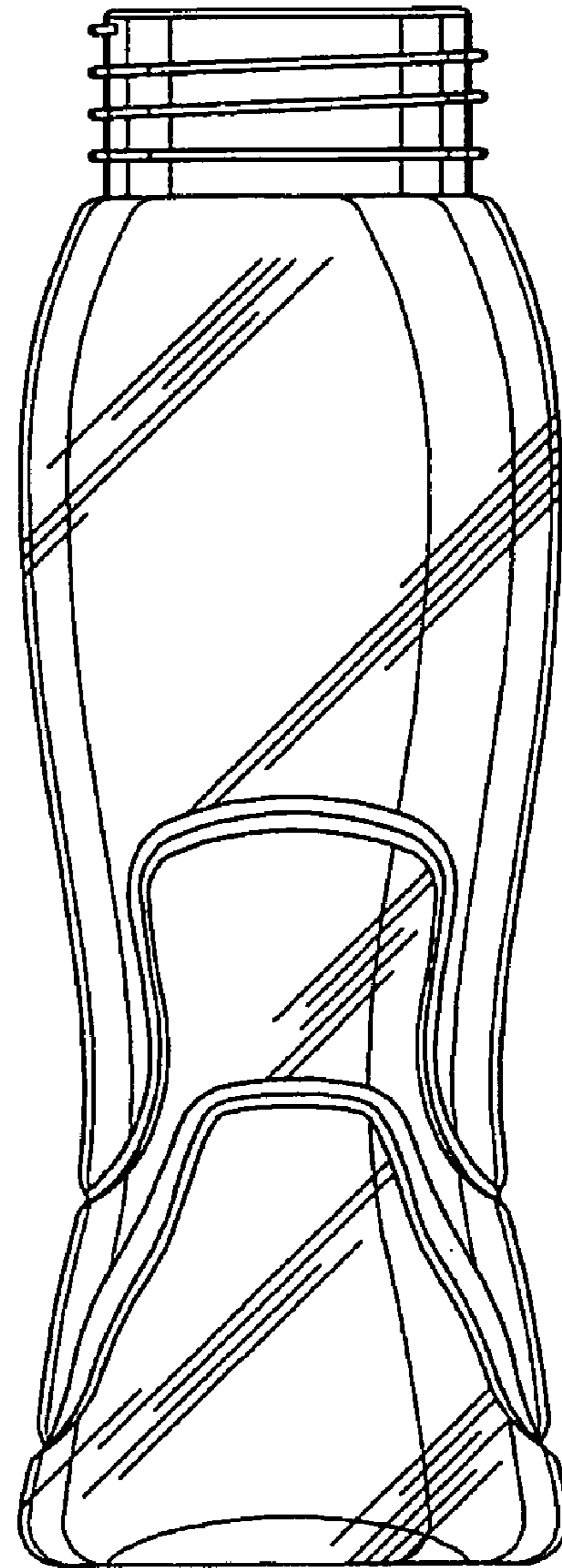


FIG. 2




FIG. 3

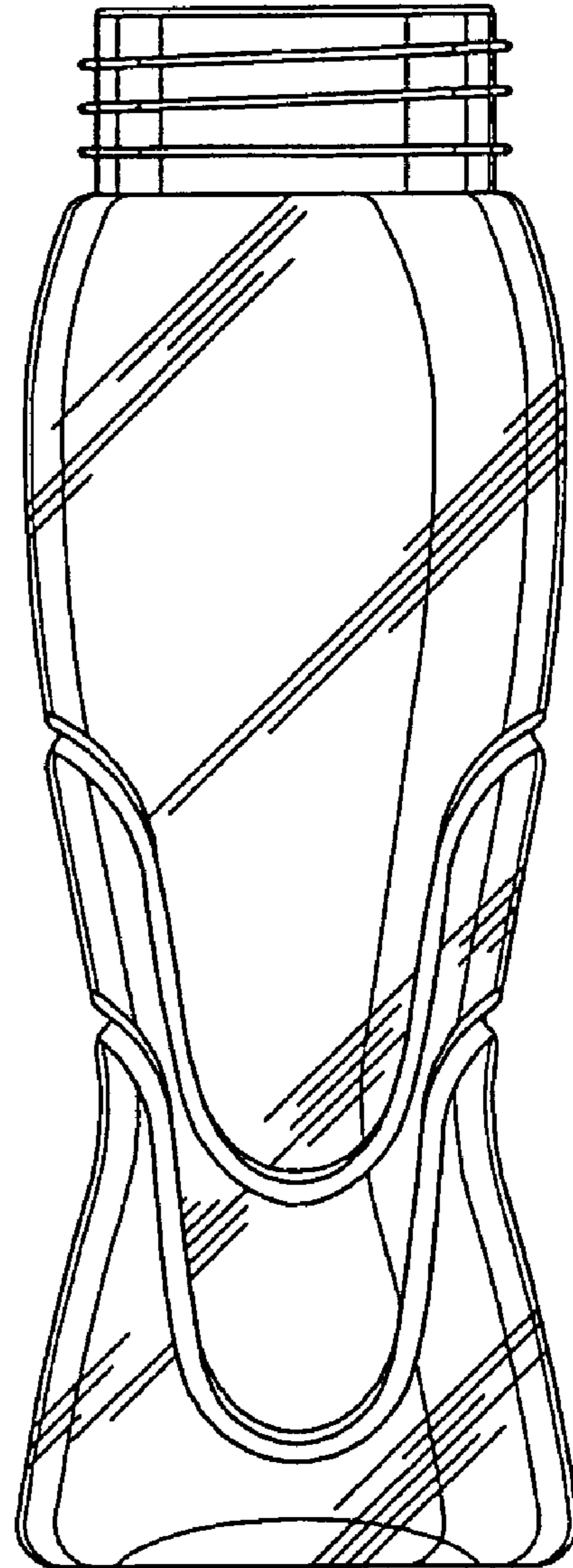


FIG. 4

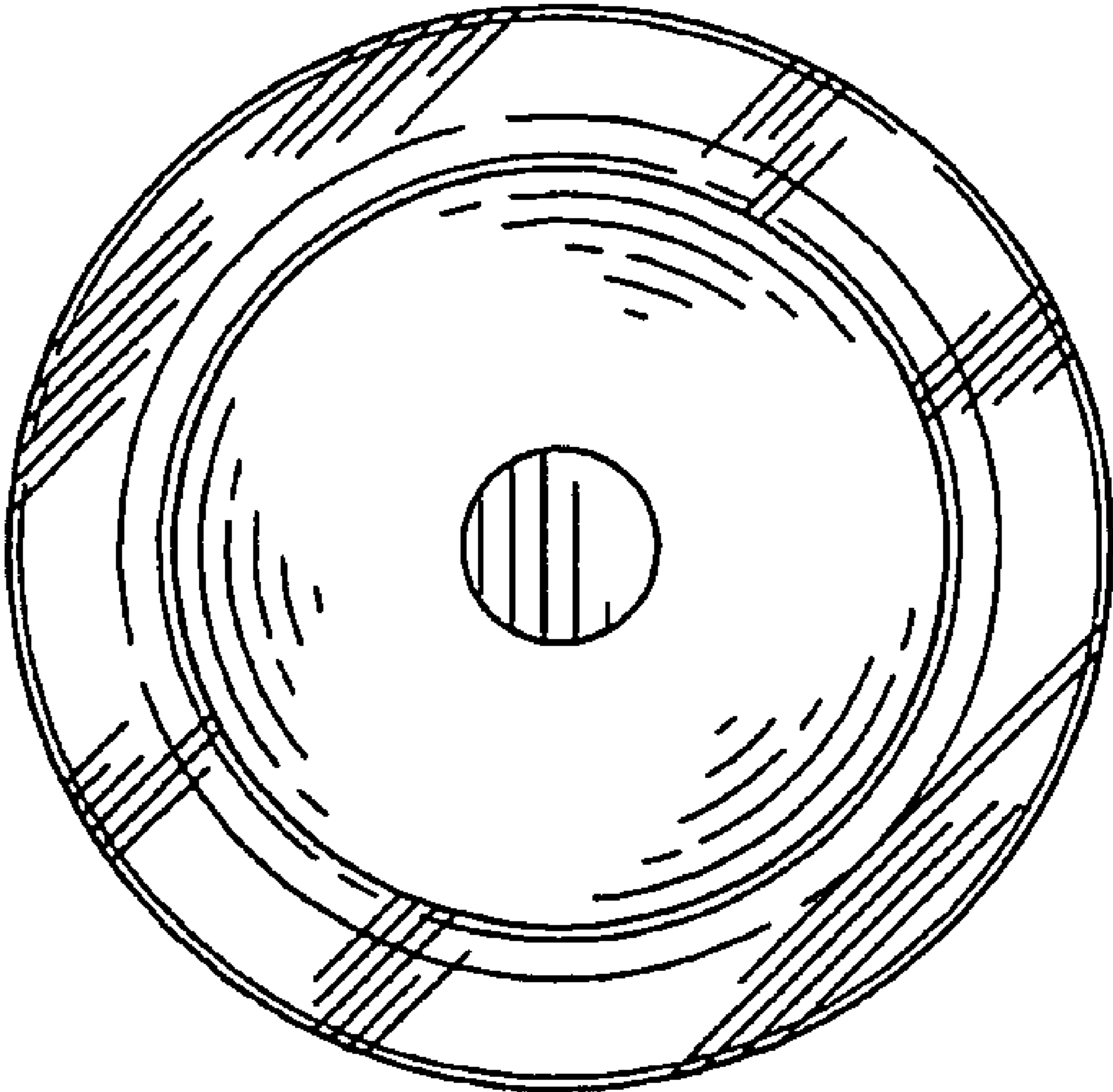


FIG. 5

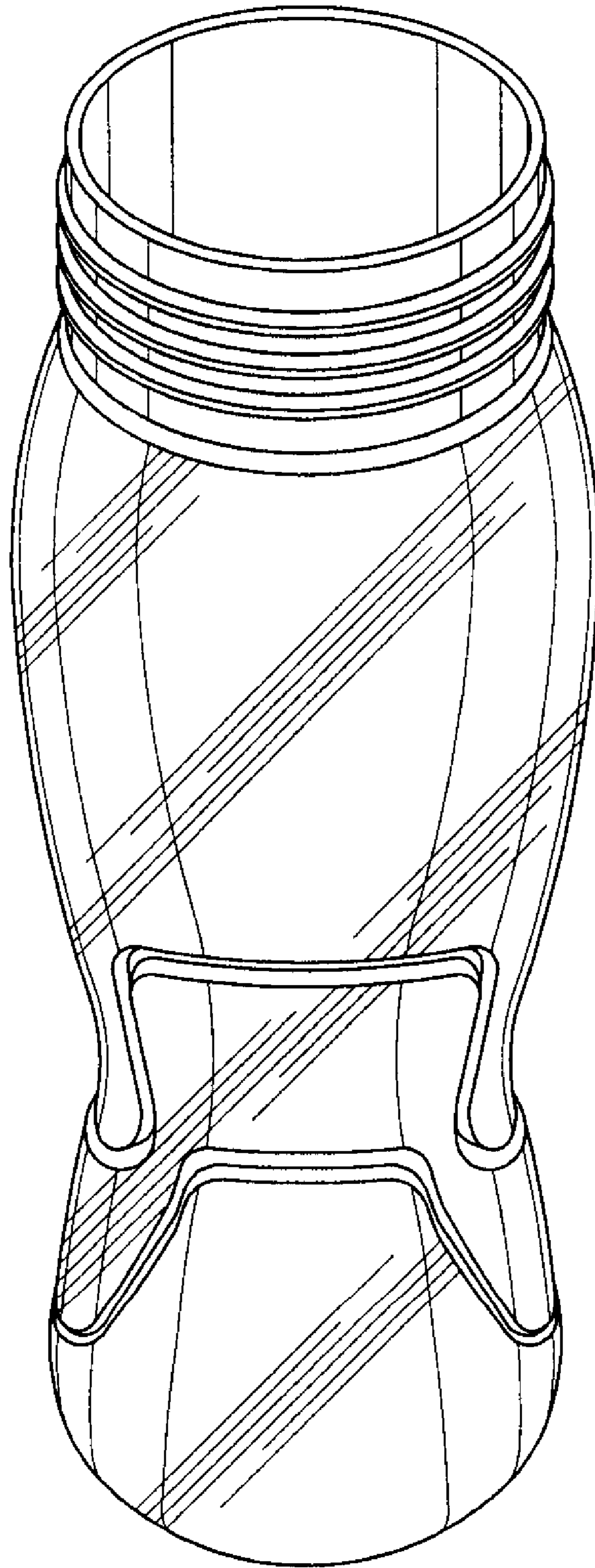


FIG. 6