



US00D588920S

(12) **United States Design Patent**
O'Donahue

(10) **Patent No.:** **US D588,920 S**

(45) **Date of Patent:** **** Mar. 24, 2009**

(54) **BOTTLE**

(75) Inventor: **Sam O'Donahue**, New York, NY (US)

(73) Assignee: **Lerner New York, Inc.**, New York, NY (US)

(**) Term: **14 Years**

(21) Appl. No.: **29/299,017**

(22) Filed: **Dec. 18, 2007**

(51) **LOC (9) Cl.** **09-01**

(52) **U.S. Cl.** **D9/521; D9/529; D9/449**

(58) **Field of Classification Search** D9/682,
D9/686-687, 692-694, 516, 521, 522, 529,
D9/530, 542, 543, 549, 552, 565, 572-575,
D9/447, 449; 215/382-384; 220/669, 675
See application file for complete search history.

(56) **References Cited**

U.S. PATENT DOCUMENTS

3,342,379	A *	9/1967	Foley	222/173
D245,758	S *	9/1977	Pardo	D9/529
4,969,581	A *	11/1990	Seifert et al.	222/212
D353,329	S *	12/1994	Mangold	D9/521
D387,992	S *	12/1997	Kotoucek	D9/521
5,996,850	A *	12/1999	Morali et al.	222/173
6,321,923	B1 *	11/2001	Wood	215/235
D468,423	S *	1/2003	Renfrew	D24/115
D472,812	S *	4/2003	Lerolle	D9/549 X

D513,815	S *	1/2006	Hollmann et al.	D28/88
D531,509	S *	11/2006	Mongeon et al.	D9/522
D538,482	S *	3/2007	Martinez	D9/504 X
D540,682	S *	4/2007	Shurtleff et al.	D9/516
D540,685	S *	4/2007	Shurtleff et al.	D9/521
D542,660	S *	5/2007	Thomas et al.	D9/521
D549,102	S *	8/2007	Rhode et al.	D9/529 X
D571,666	S *	6/2008	Shurtleff	D9/521
D578,003	S *	10/2008	Shurtleff et al.	D9/521
D580,269	S *	11/2008	Xiao et al.	D9/521

* cited by examiner

Primary Examiner—Carol Rademaker

(74) *Attorney, Agent, or Firm*—Notaro & Michalos P.C.

(57) **CLAIM**

The ornamental design for a bottle, as shown and described.

DESCRIPTION

FIG. 1 is a perspective view of a bottle showing my new design therefor;

FIG. 2 is a front elevational view thereof;

FIG. 3 is a rear elevational view thereof;

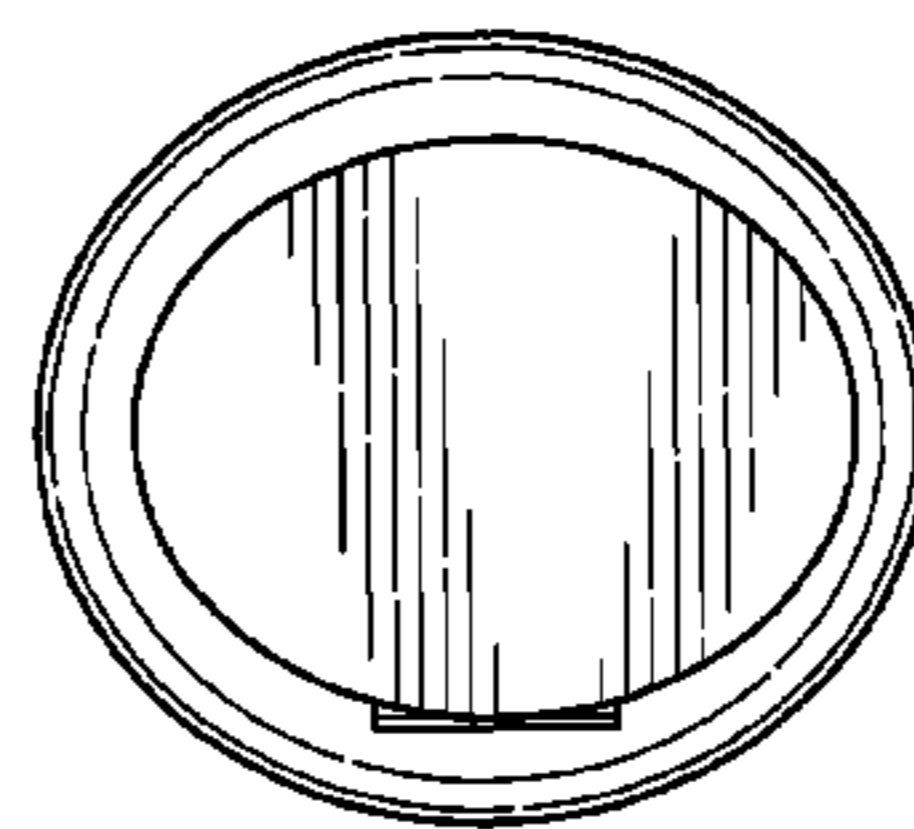
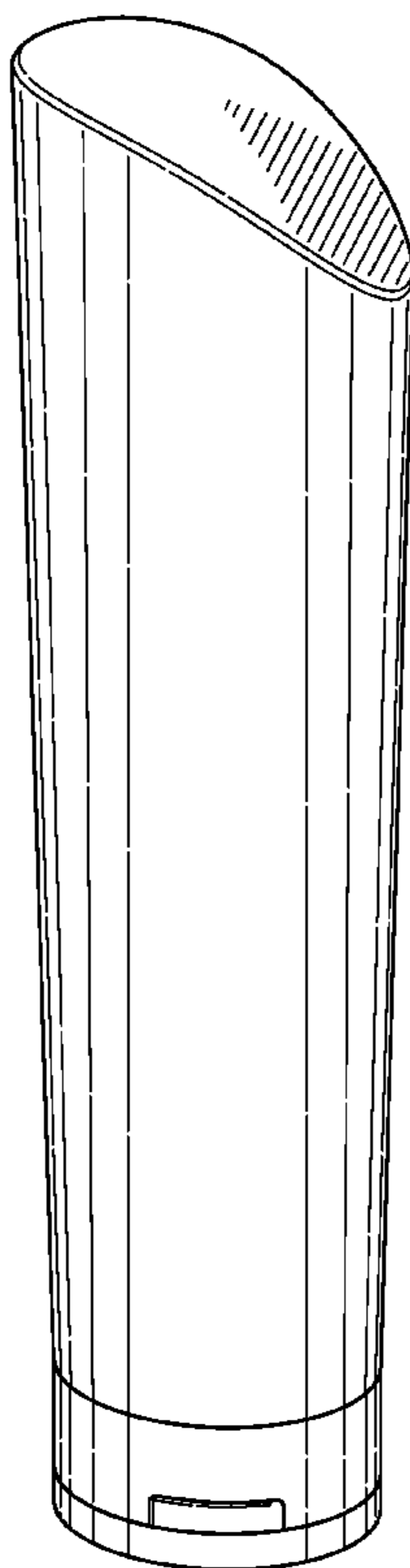
FIG. 4 is a right side elevational view thereof;

FIG. 5 is a left side elevational view thereof;

FIG. 6 is a top plan elevational view thereof; and,

FIG. 7 is a bottom plan view thereof.

1 Claim, 4 Drawing Sheets



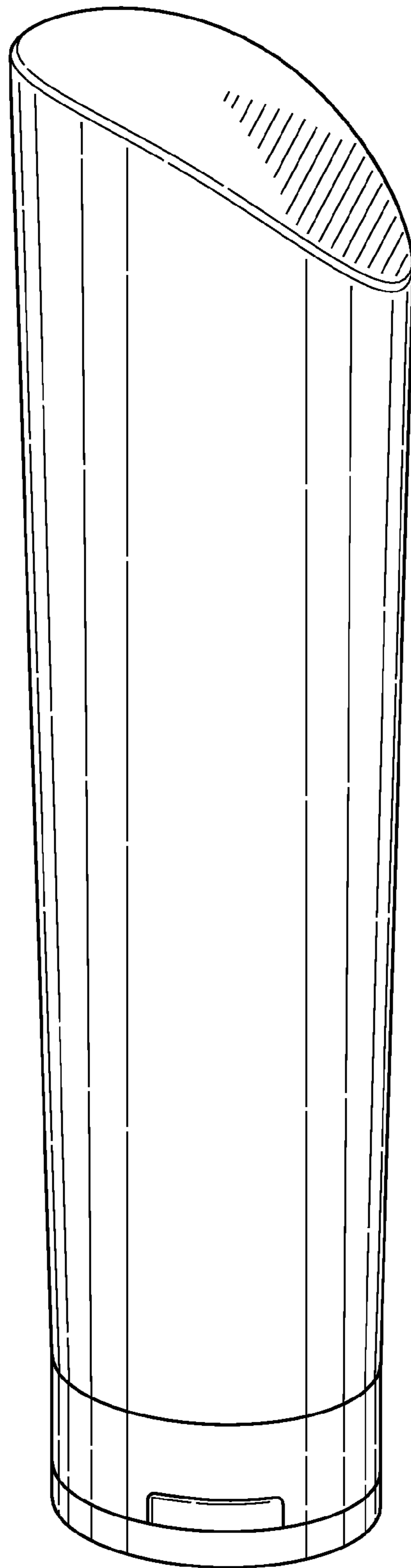


FIG. 1

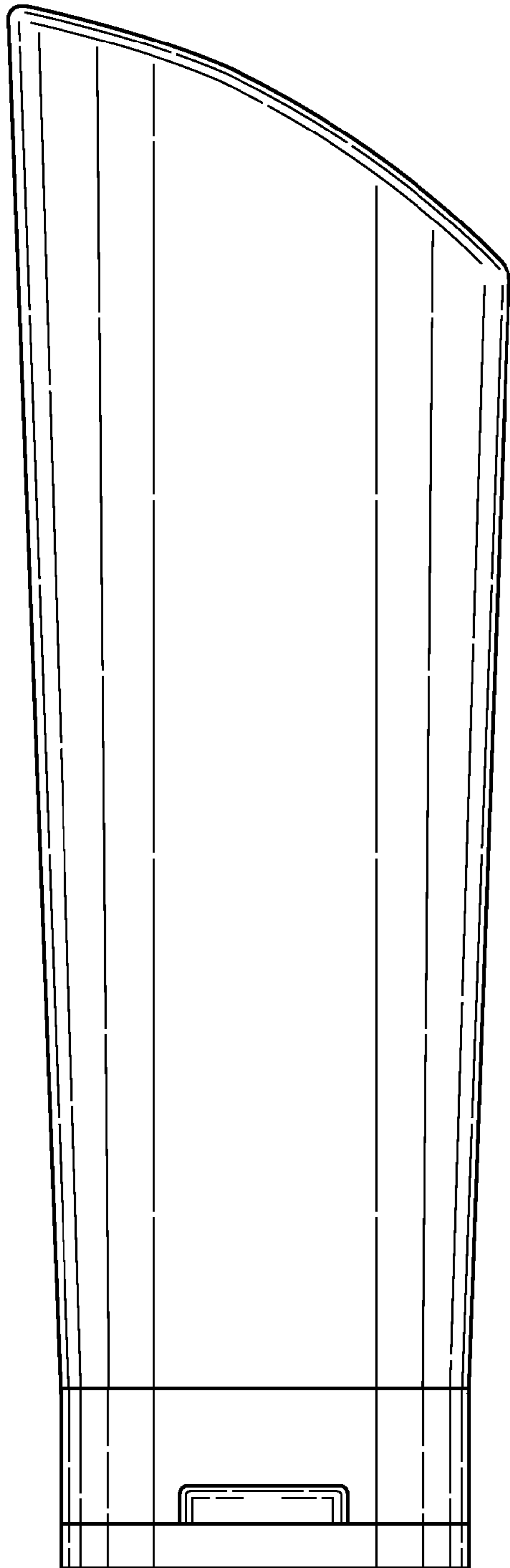


FIG. 2

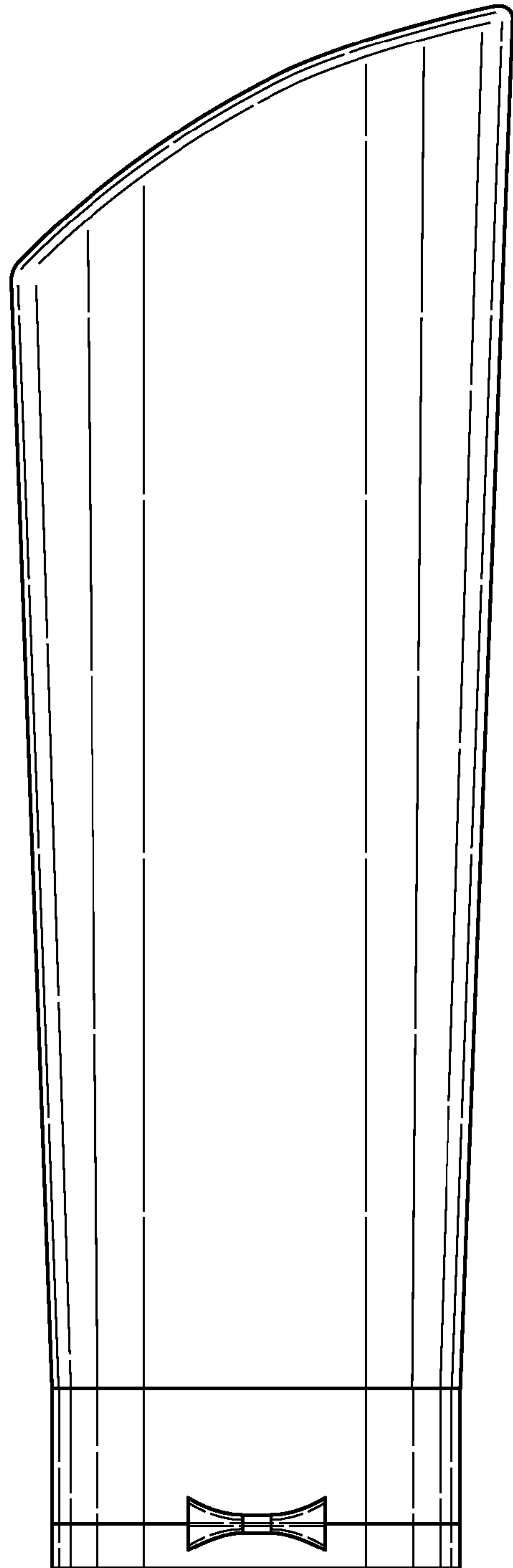


FIG. 3

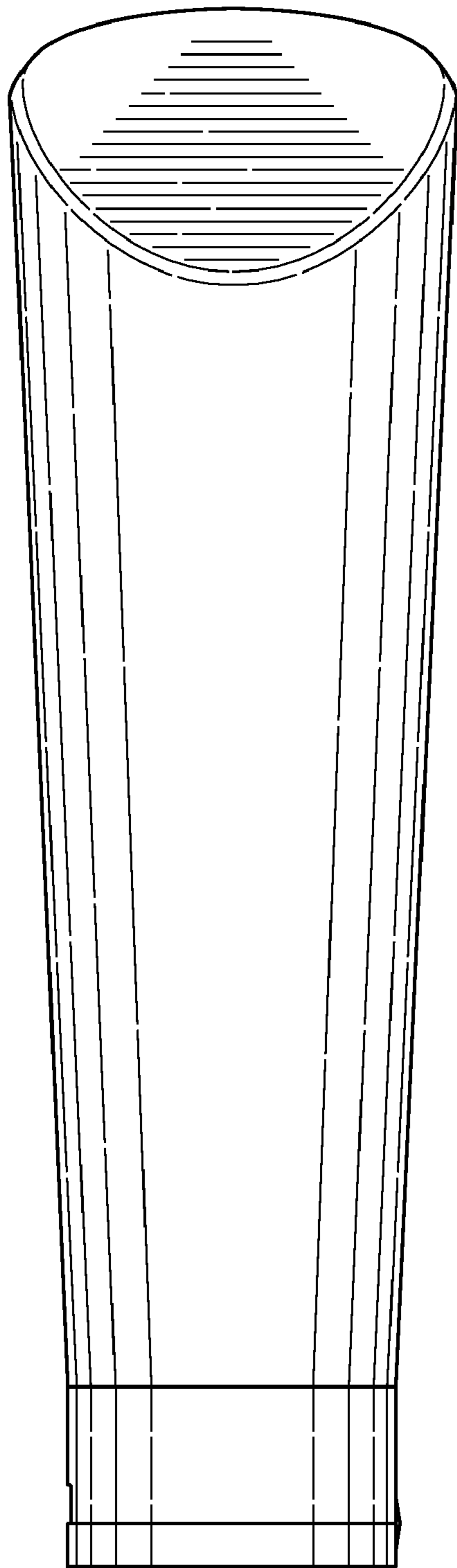


FIG. 4

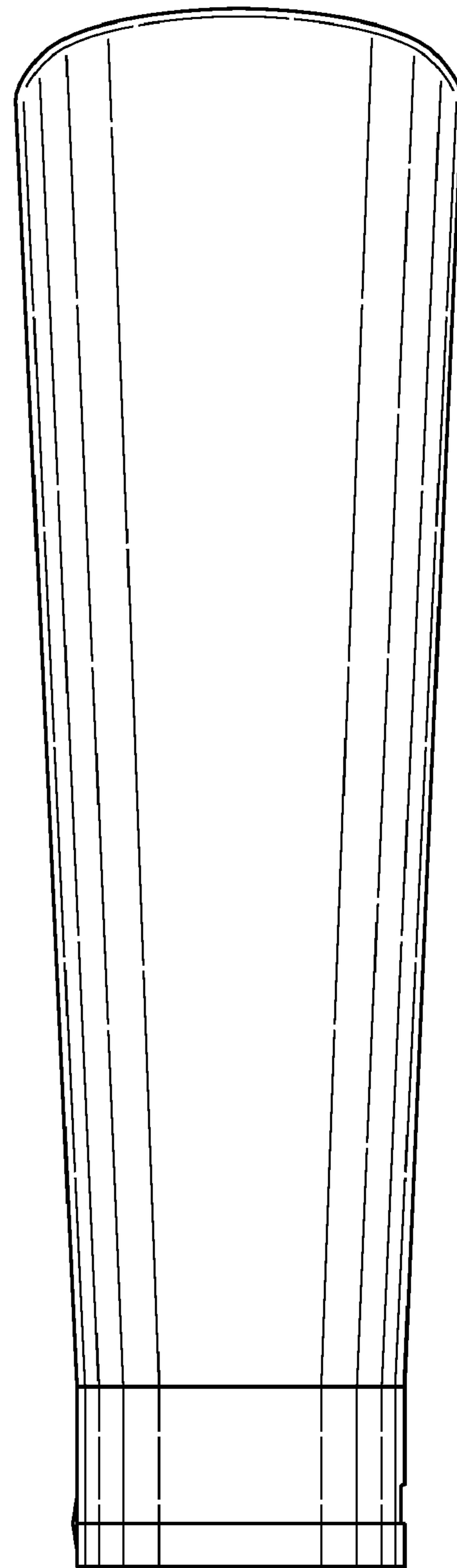


FIG. 5

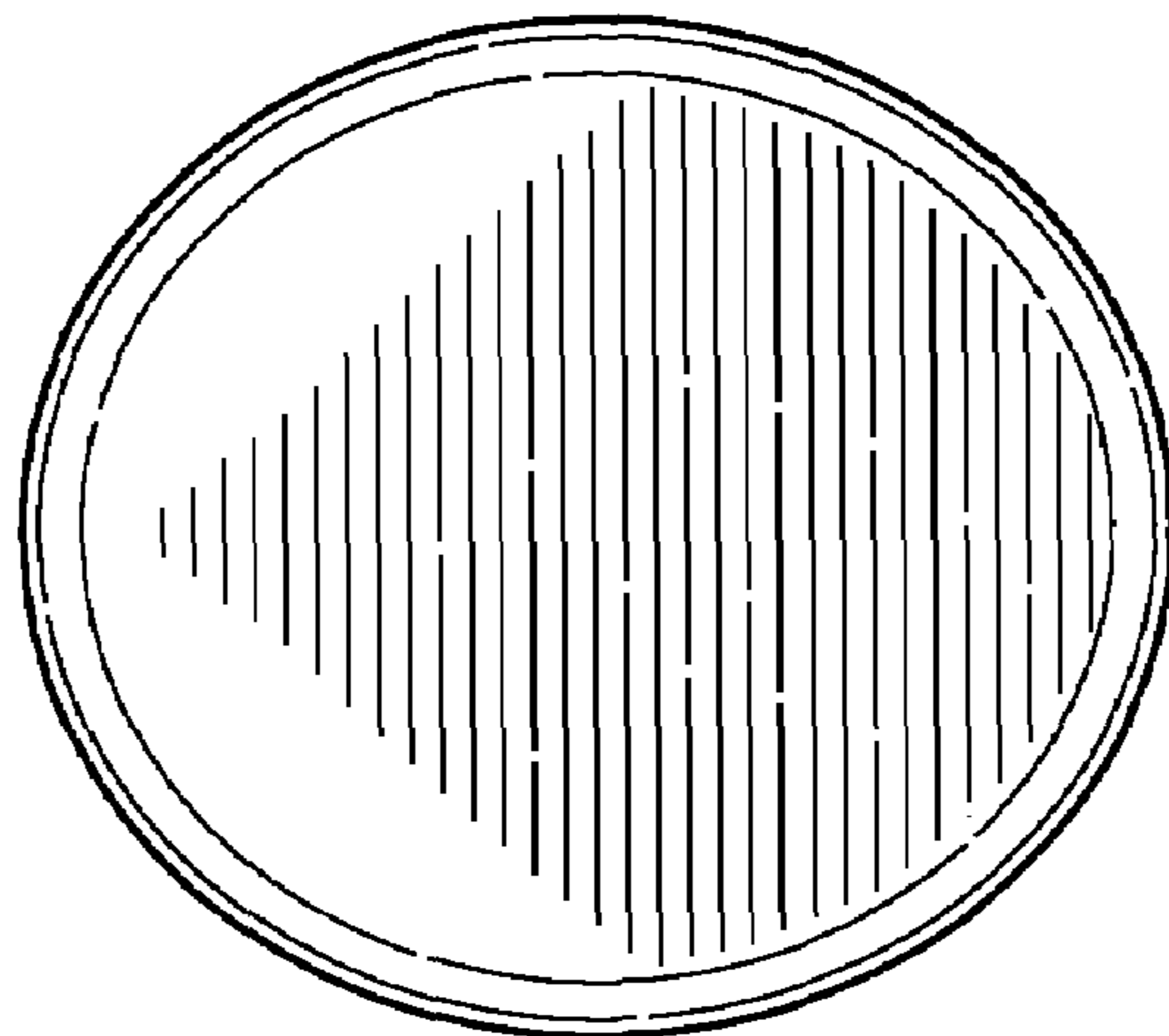


FIG. 6

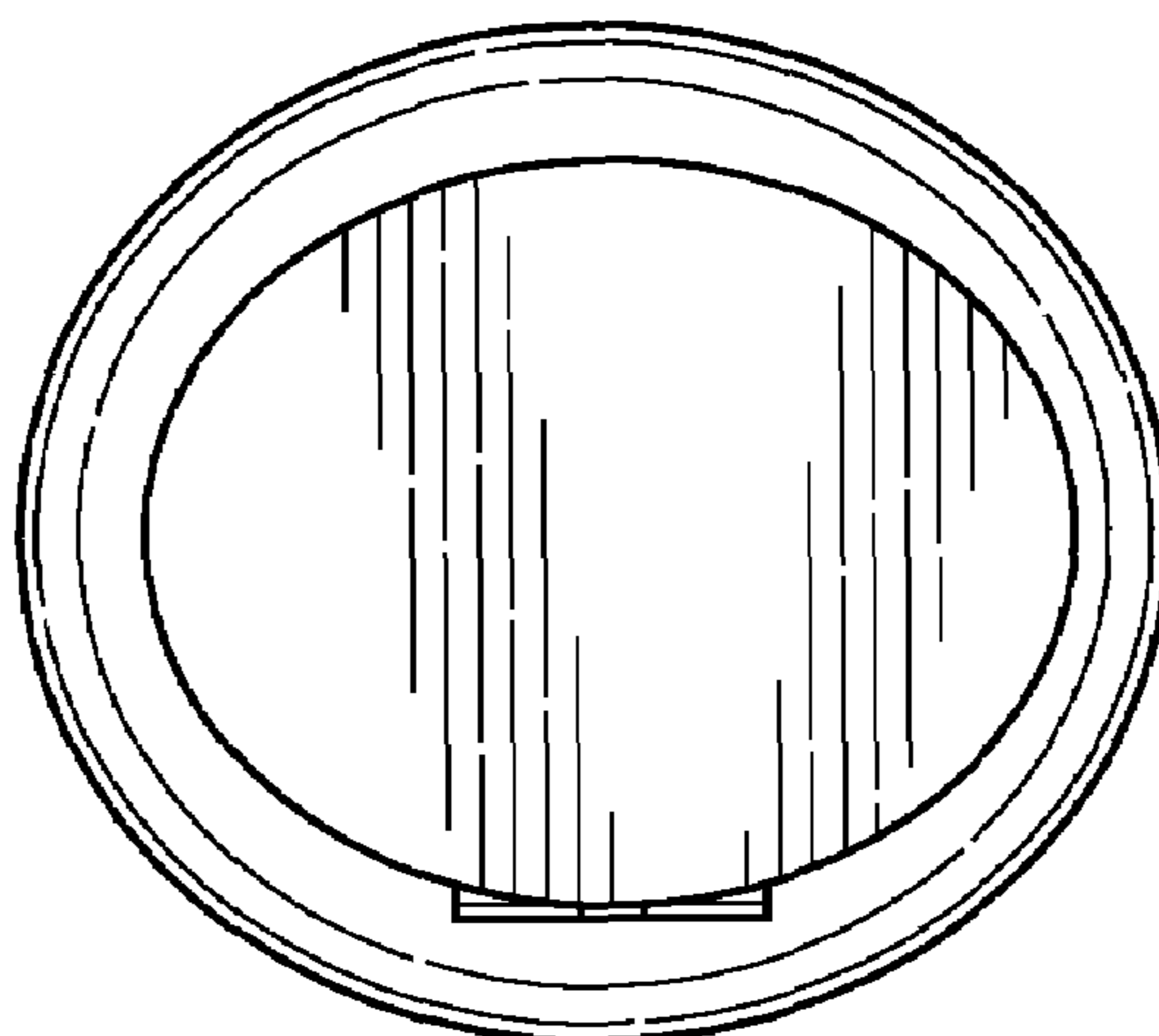


FIG. 7