



US00D588899S

(12) **United States Design Patent**  
**Lucchini**

(10) **Patent No.:** **US D588,899 S**  
(45) **Date of Patent:** **\*\* Mar. 24, 2009**

(54) **TOILET SEAT HINGE**

(75) Inventor: **Francesco Carra Lucchini**, Turin (IT)

(73) Assignee: **Bemis Manufacturing Company**,  
Sheboygan Falls, WI (US)

(\*\*) Term: **14 Years**

(21) Appl. No.: **29/327,410**

(22) Filed: **Nov. 5, 2008**

**Related U.S. Application Data**

(62) Division of application No. 29/295,564, filed on Oct. 1, 2007, now Pat. No. Des. 582,248.

(51) **LOC (9) Cl.** ..... **08-06**

(52) **U.S. Cl.** ..... **D8/326**

(58) **Field of Classification Search** ..... D8/323-329;  
4/234, 236, 237, 240; 16/221, 224, 235,  
16/237, 239, 241, 245, 246, 249, 254, 261,  
16/262, 265, 272, 277, 307, 319, 335, 339,  
16/342, 379, 382-389

See application file for complete search history.

(56) **References Cited**

**U.S. PATENT DOCUMENTS**

D185,683 S *	7/1959	Smoyer	.....	D8/326
D188,091 S *	6/1960	Coggins	.....	D8/326
3,805,306 A *	4/1974	Stairs	.....	4/236
4,314,382 A	2/1982	Ginsburg et al.		
4,315,338 A *	2/1982	Harrison	.....	4/236
4,391,001 A *	7/1983	Harrison	.....	4/236
4,395,784 A *	8/1983	Foster	.....	4/236
4,398,307 A	8/1983	Ginsburg et al.		
D358,973 S	6/1995	Spaeth		
D370,252 S	5/1996	Hulsebus		
D377,306 S	1/1997	Decker		
6,070,295 A *	6/2000	Hulsebus	.....	16/254
6,453,478 B1 *	9/2002	Semmler	.....	4/236

D481,924 S	11/2003	Hulsebus		
6,658,672 B2 *	12/2003	Hsieh	.....	4/236
6,751,826 B2 *	6/2004	Miller	.....	16/262
D495,233 S	8/2004	Twomey		
6,826,803 B2	12/2004	Twomey		
D510,253 S	10/2005	Twomey		
2003/0145429 A1	8/2003	Twomey		

\* cited by examiner

*Primary Examiner*—Holly H Baynham

*Assistant Examiner*—Cynthia M Chin

(74) *Attorney, Agent, or Firm*—Michael Best & Friedrich LLP

(57) **CLAIM**

I claim the ornamental design for a toilet seat hinge, as shown and described.

**DESCRIPTION**

FIG. 1 is a perspective view of a toilet seat hinge embodying the invention.

FIG. 2 is a top plan view of the toilet seat hinge shown in FIG. 1.

FIG. 3 is a front elevational view of the toilet seat hinge shown in FIG. 1.

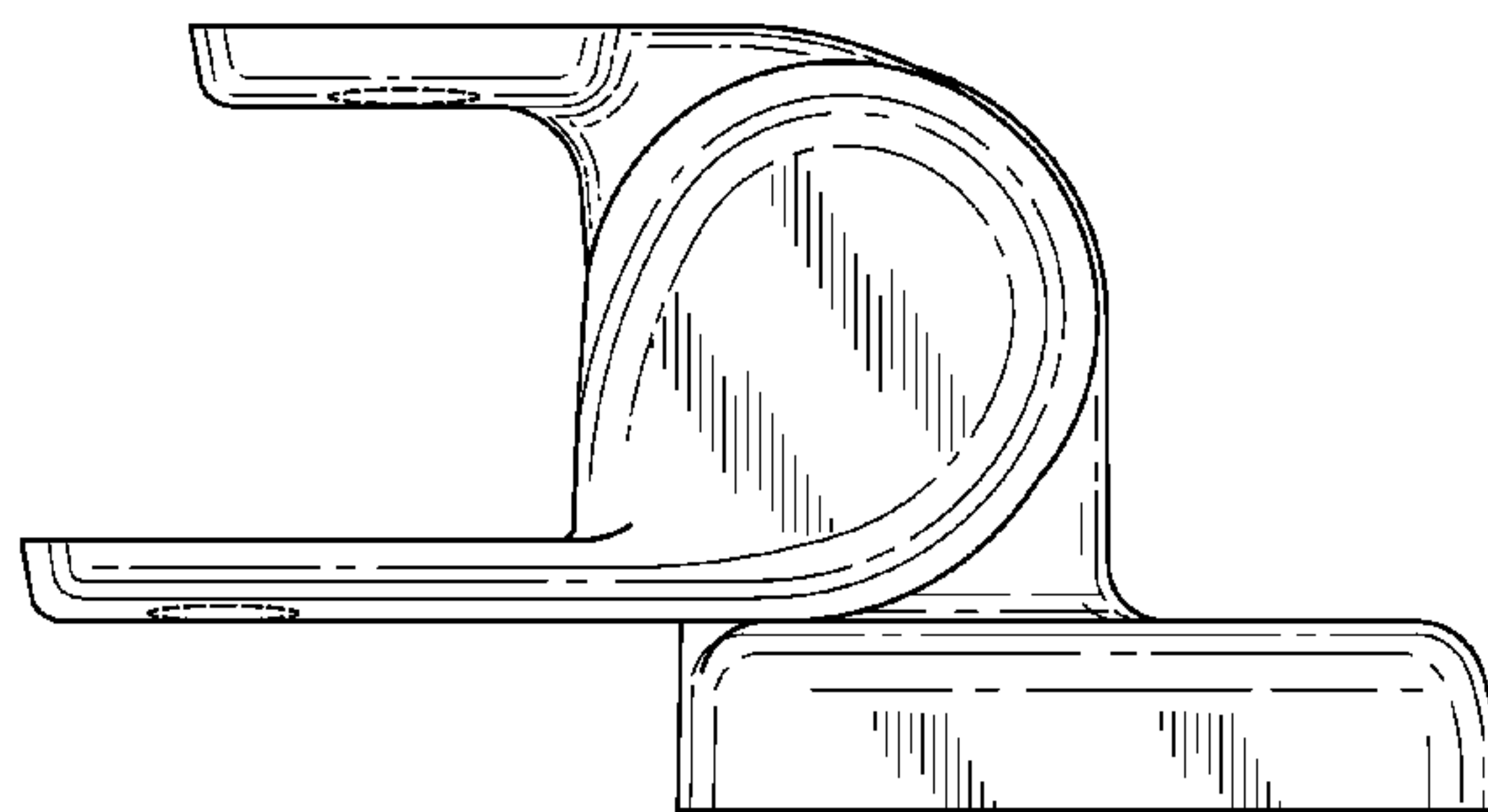
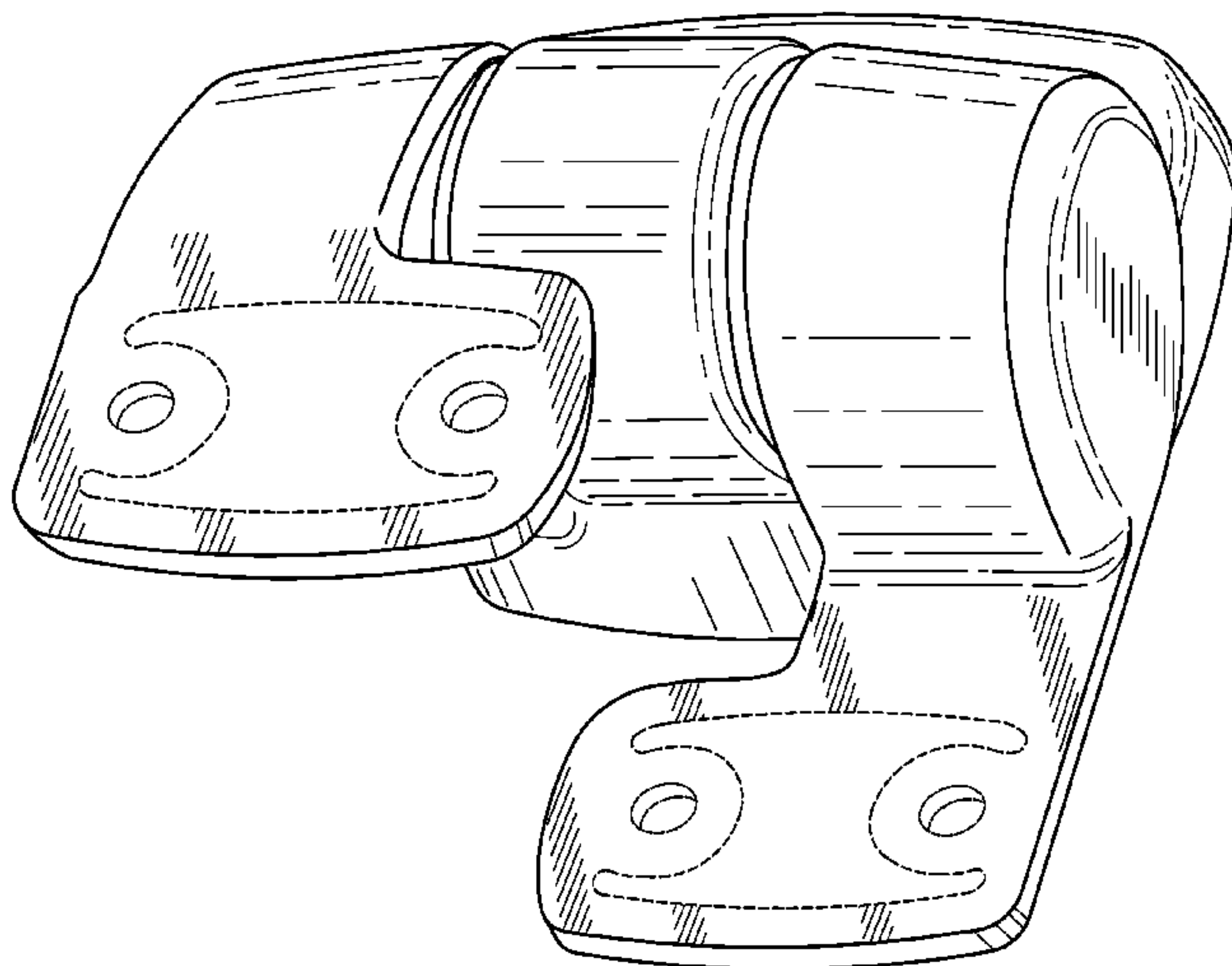
FIG. 4 is a left side view of the toilet seat hinge shown in FIG. 1.

FIG. 5 is a right side view of the toilet seat hinge shown in FIG. 1; and,

FIG. 6 is a rear elevational view of the toilet seat hinge shown in FIG. 1.

The present application is directed to the shape and contour of the design illustrated in the drawings. The bottom view is not part of the claimed design. The elements shown in broken lines are for illustrative purposes only and form no part of the claimed design.

**1 Claim, 6 Drawing Sheets**



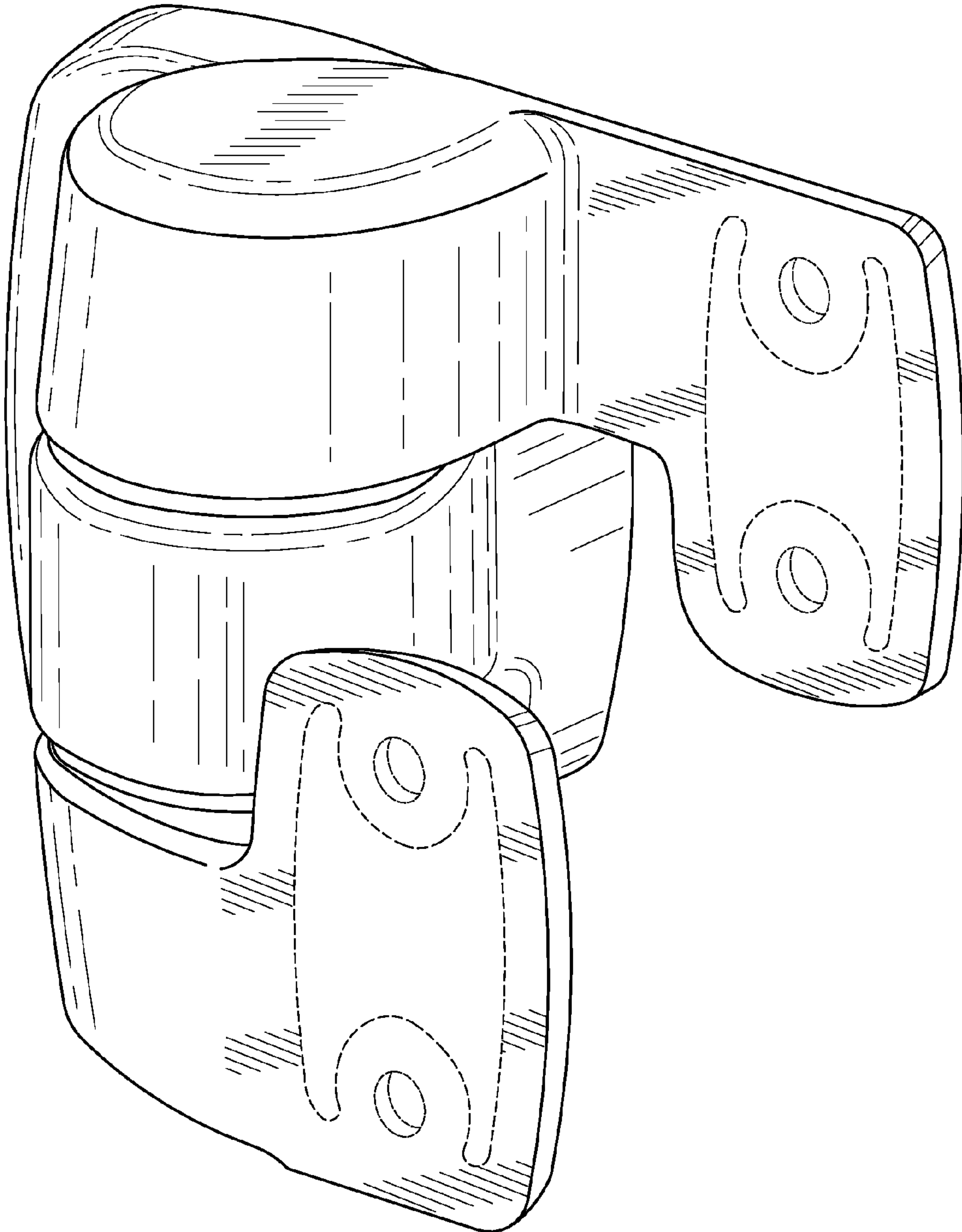


Fig. 1




Fig. 2

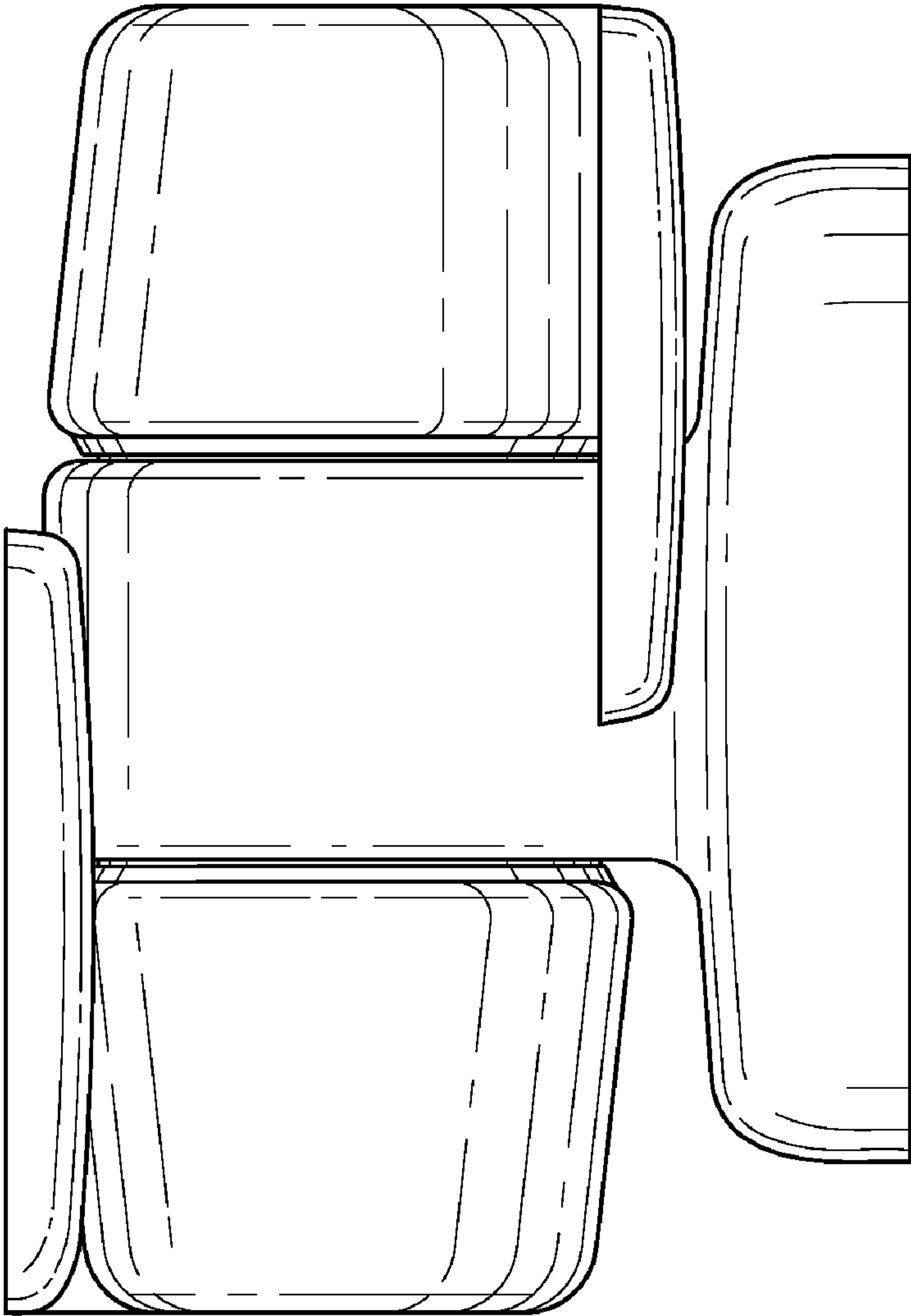


Fig. 3

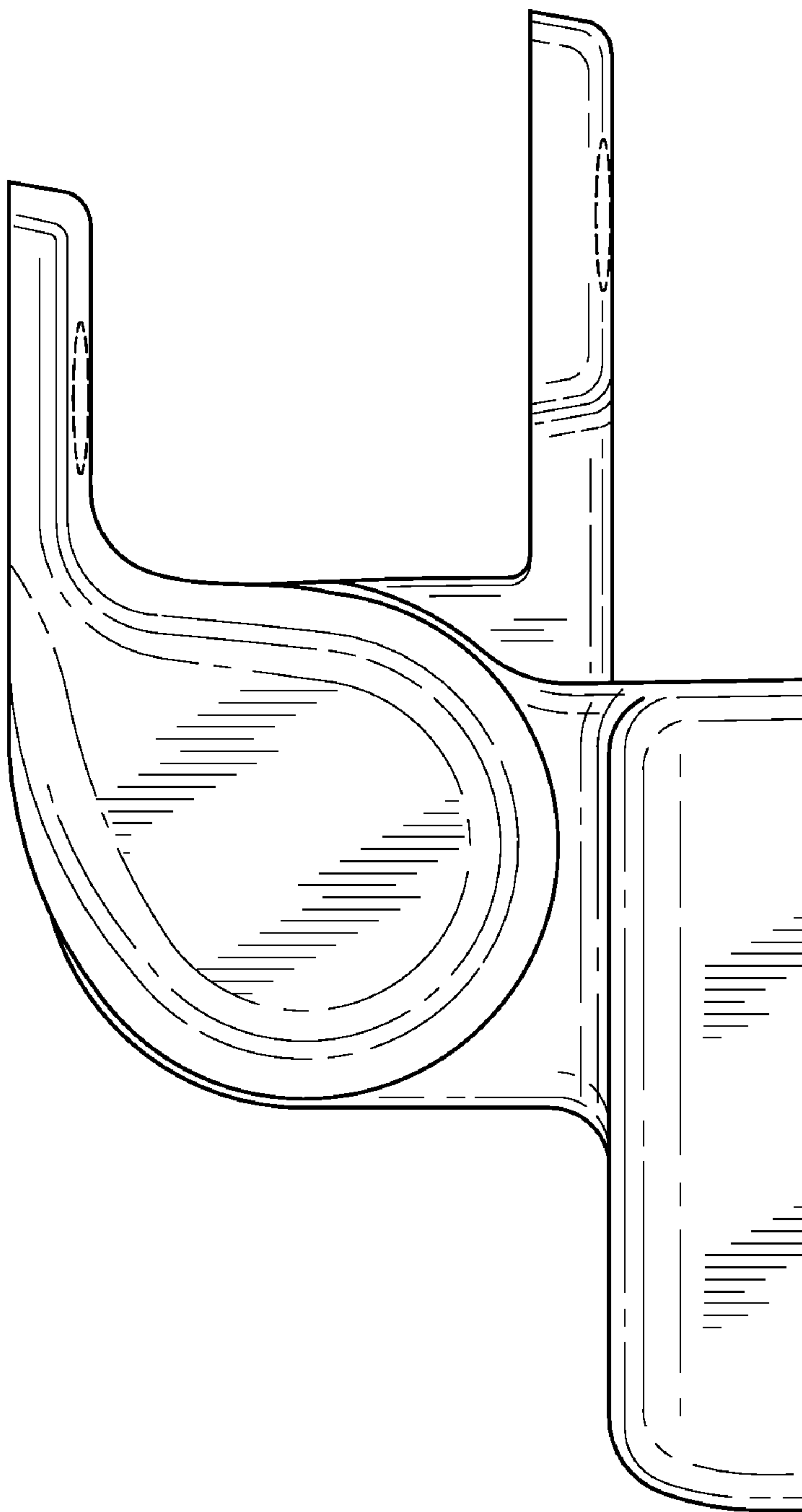


Fig. 4

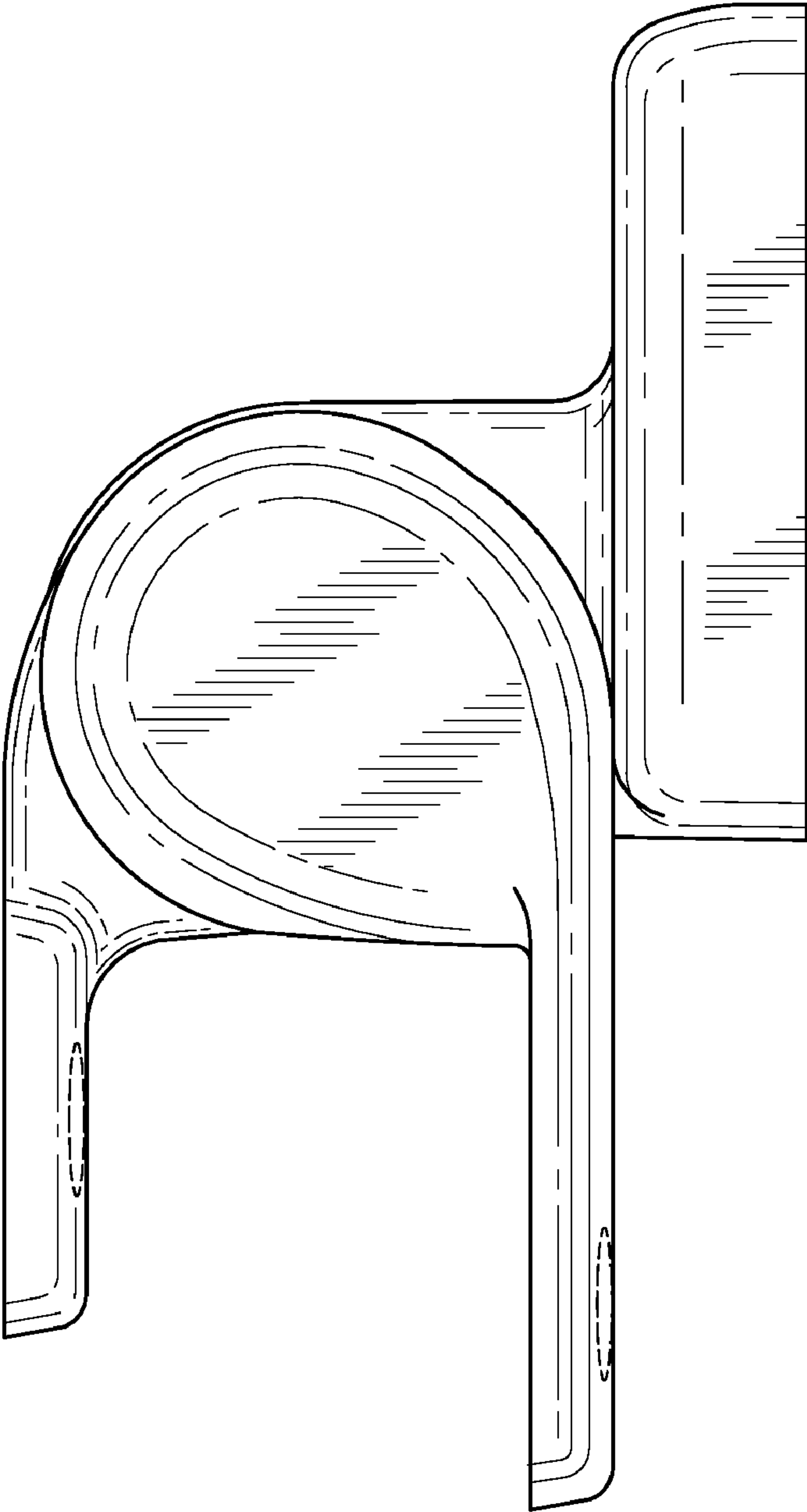


Fig. 5

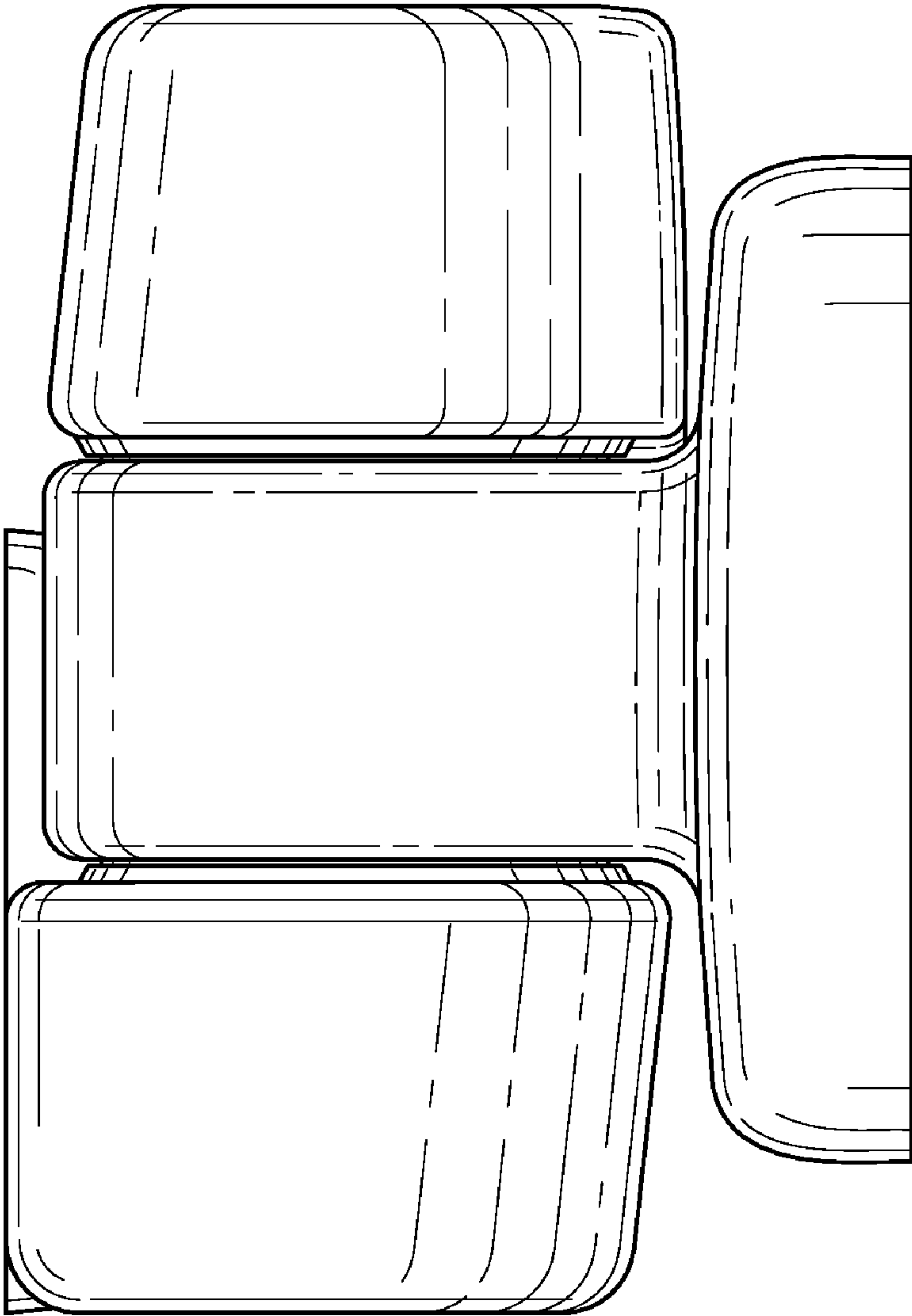


Fig. 6