



US00D588895S

(12) **United States Design Patent**
Eschweiler et al.

(10) **Patent No.:** **US D588,895 S**
(45) **Date of Patent:** **** Mar. 24, 2009**

(54) **INSIDE DOOR HANDLE FOR MOTOR VEHICLE**

(75) Inventors: **Kevin P. Eschweiler**, New Hampton, IA (US); **Barbara J. Pickar**, New Hampton, IA (US); **Douglas W. Smith**, Ridgefield, CT (US)

(73) Assignee: **Trimark Corporation**, New Hampton, IA (US)

(**) Term: **14 Years**

(21) Appl. No.: **29/276,503**

(22) Filed: **Jan. 26, 2007**

(51) **LOC (9) Cl.** **08-06**

(52) **U.S. Cl.** **D8/302**

(58) **Field of Classification Search** D8/300,
D8/301, 302, 306, 312, 313, 331, 343; D12/196;
16/110.1, 412; 70/208; 292/165, 169.11,
292/336.3, 337, 173

See application file for complete search history.

(56) **References Cited**

U.S. PATENT DOCUMENTS

2,427,386	A	9/1947	Claud-Mantle	
D373,298	S	9/1996	Miehe et al.	
5,927,773	A	7/1999	Larsen et al.	
D419,421	S	1/2000	Larsen et al.	
D427,045	S	6/2000	Larsen et al.	
D459,969	S	7/2002	Larsen et al.	
6,543,821	B1 *	4/2003	Weinerman et al.	292/123
6,708,537	B1 *	3/2004	Eschweiler et al.	70/208
D489,957	S	5/2004	Lane	

D496,576	S *	9/2004	Pickar et al.	D8/306
D519,823	S *	5/2006	Pickar et al.	D8/331
7,237,411	B2 *	7/2007	Pantke et al.	70/208
D564,855	S *	3/2008	Hidding et al.	D8/302

OTHER PUBLICATIONS

TriMark "30-425 Inside Bezel & Release Lever Assembly" ISO 9001 8/94, 2 pages.

* cited by examiner

Primary Examiner—Paula Greene

(74) *Attorney, Agent, or Firm*—McKee, Voorhees & Sease, P.L.C.

(57) **CLAIM**

We claim the ornamental design for an inside door handle for motor vehicle, substantially as shown and described.

DESCRIPTION

FIG. 1 is a perspective view of an inside door handle for a motor vehicle showing our new design, the undisclosed portion is not part of the claimed design;

FIG. 2 is a top plan view thereof;

FIG. 3 is a side elevational view thereof;

FIG. 4 is an opposite side elevational view thereof;

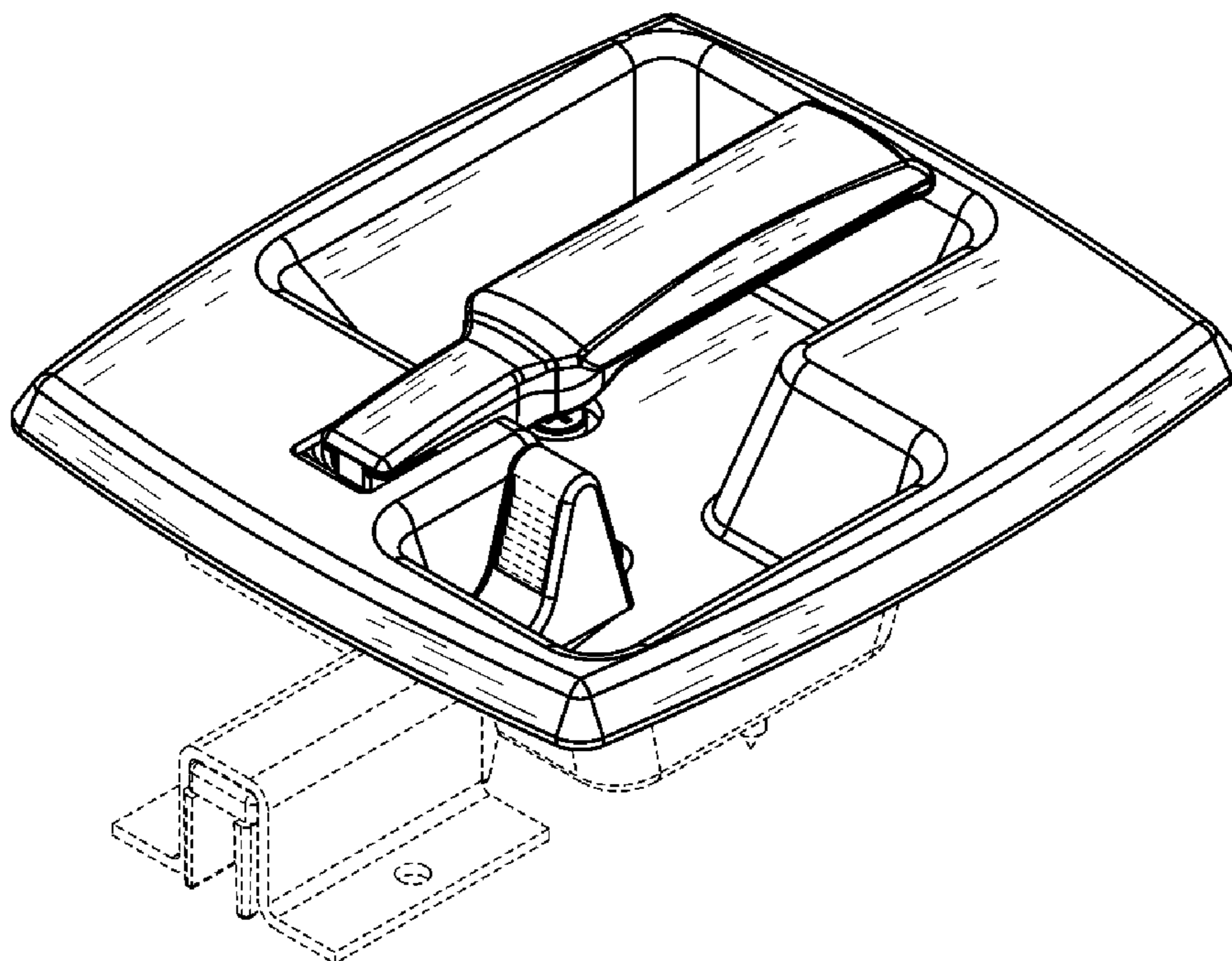
FIG. 5 is an end view thereof; and,

FIG. 6 is an opposite end view thereof.

No claim is made to a bottom plan view of the handle, or to the structure shown in broken lines in the drawings.

The broken lines are included for the purpose of illustration and form no part of the claimed design.

1 Claim, 3 Drawing Sheets



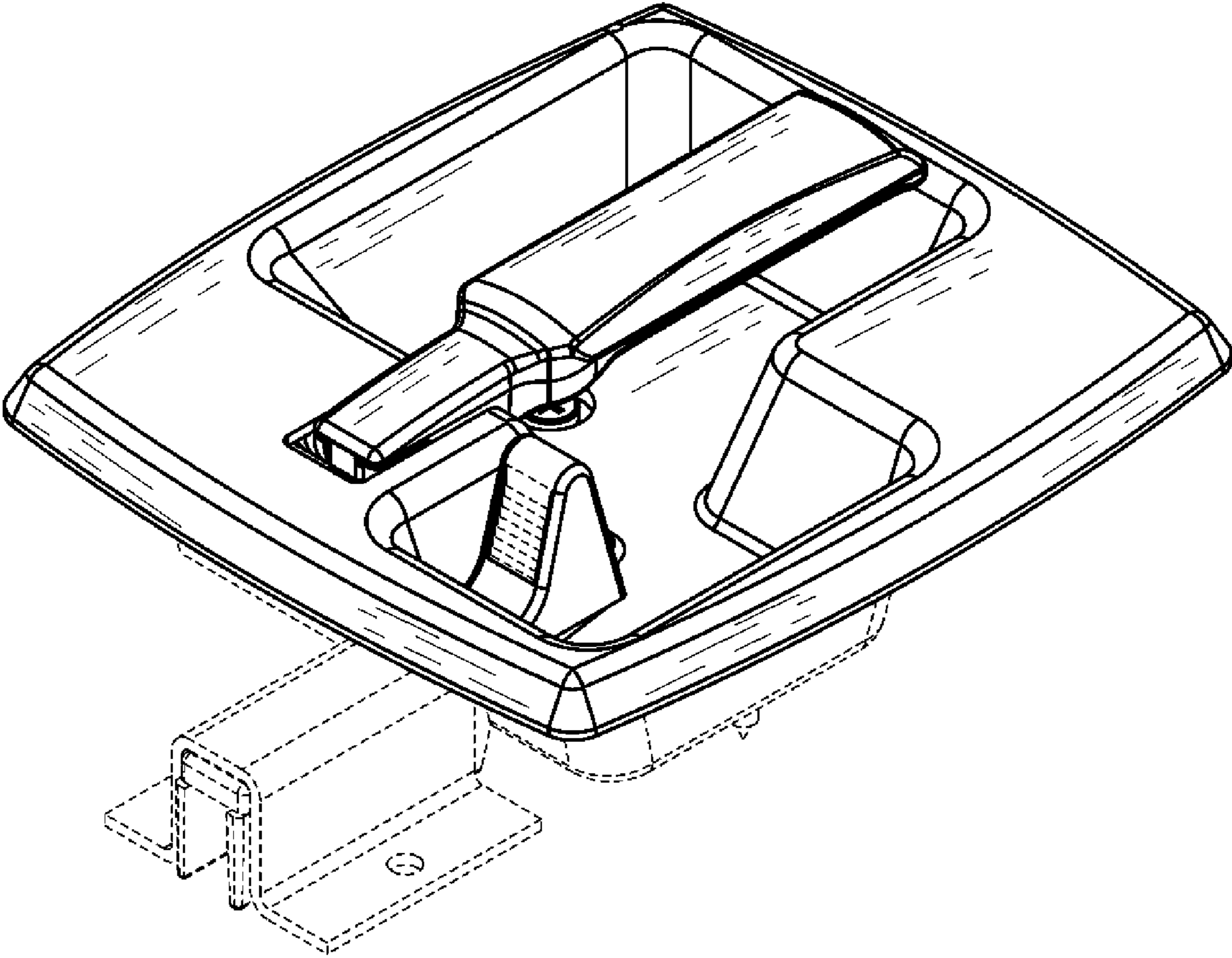


FIG. 1

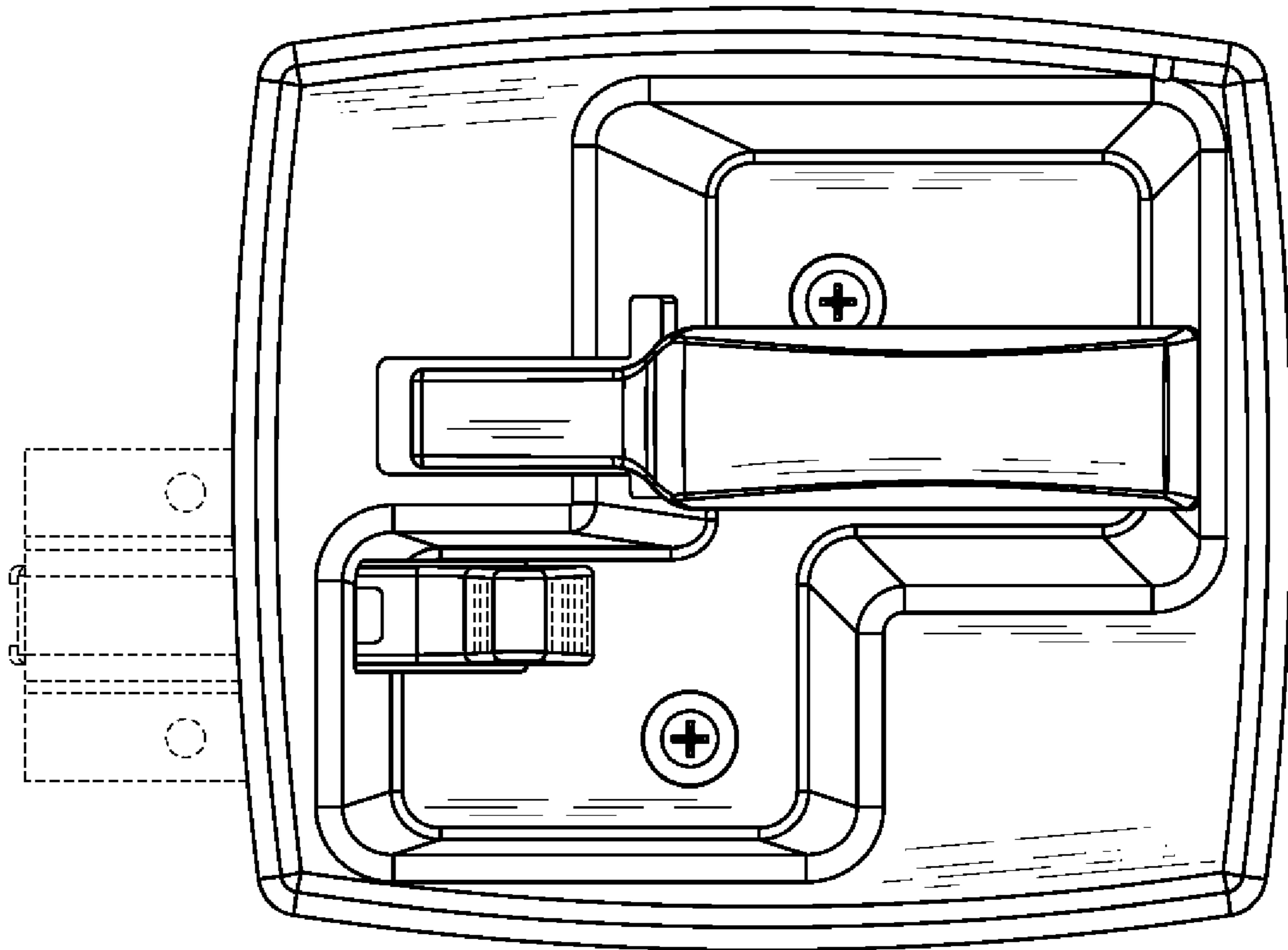


FIG. 2

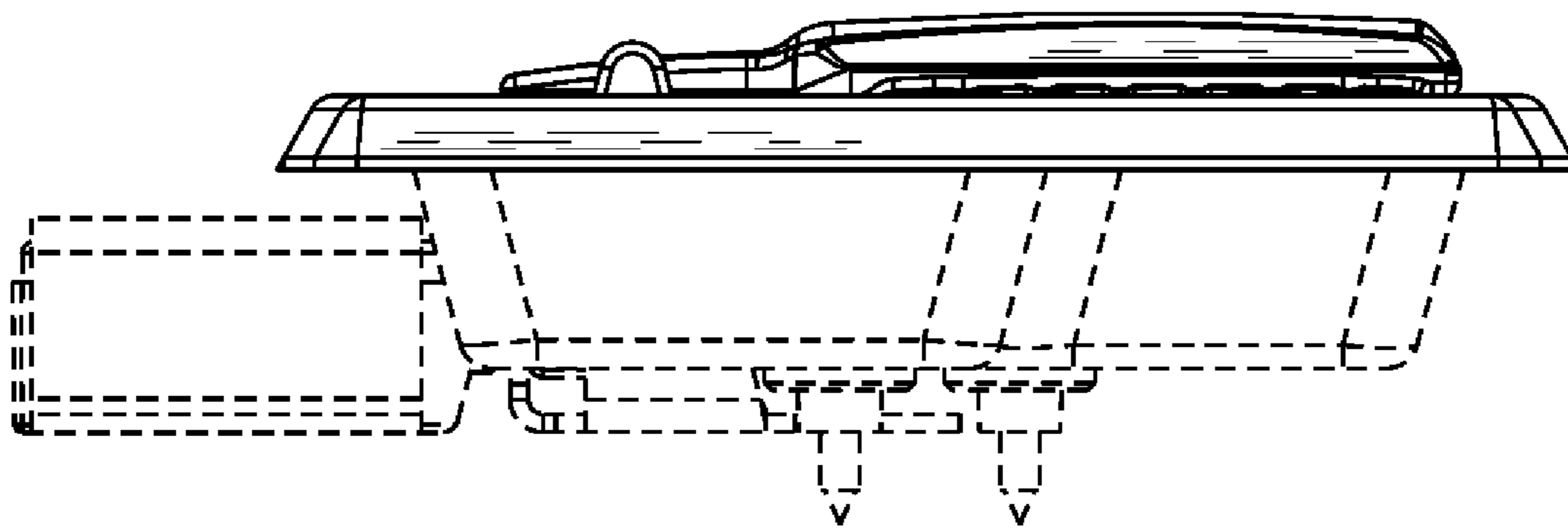


FIG. 3

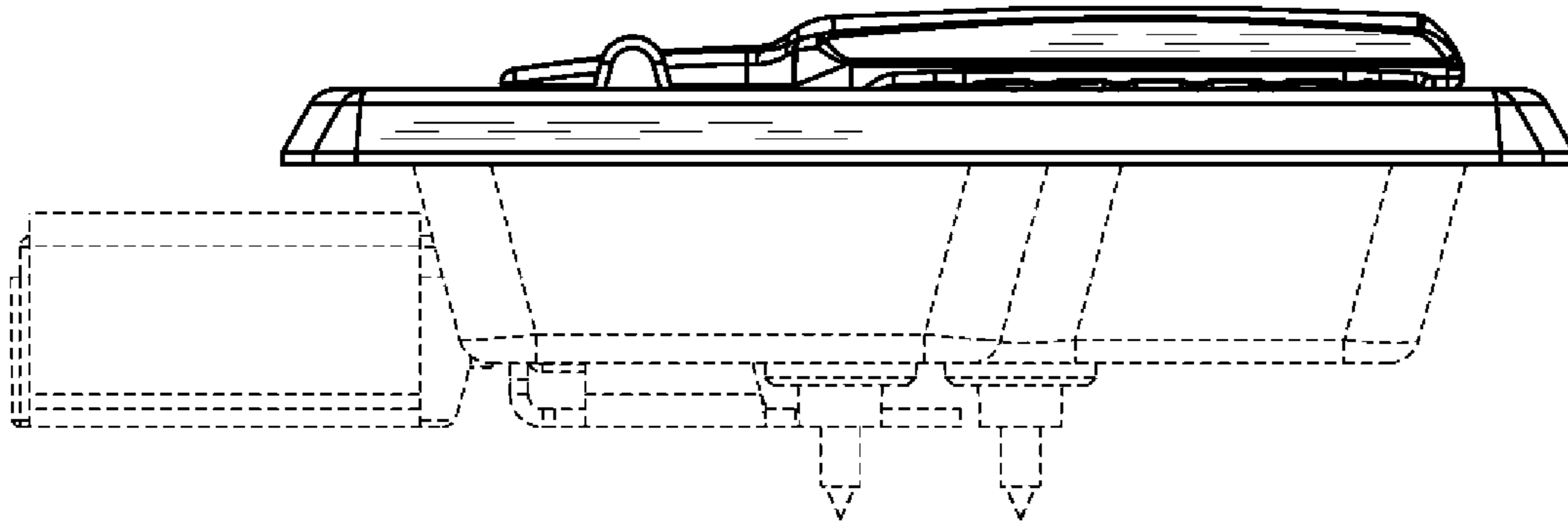


FIG. 4

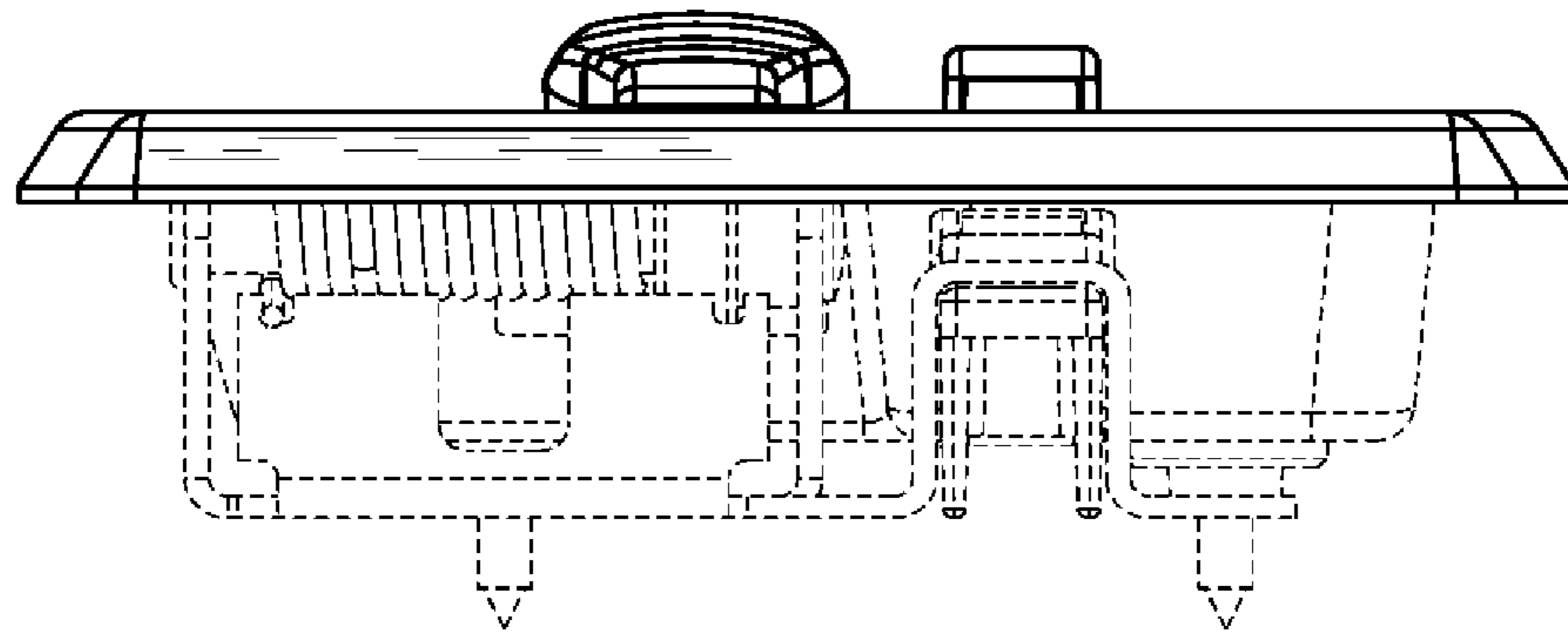


FIG. 5

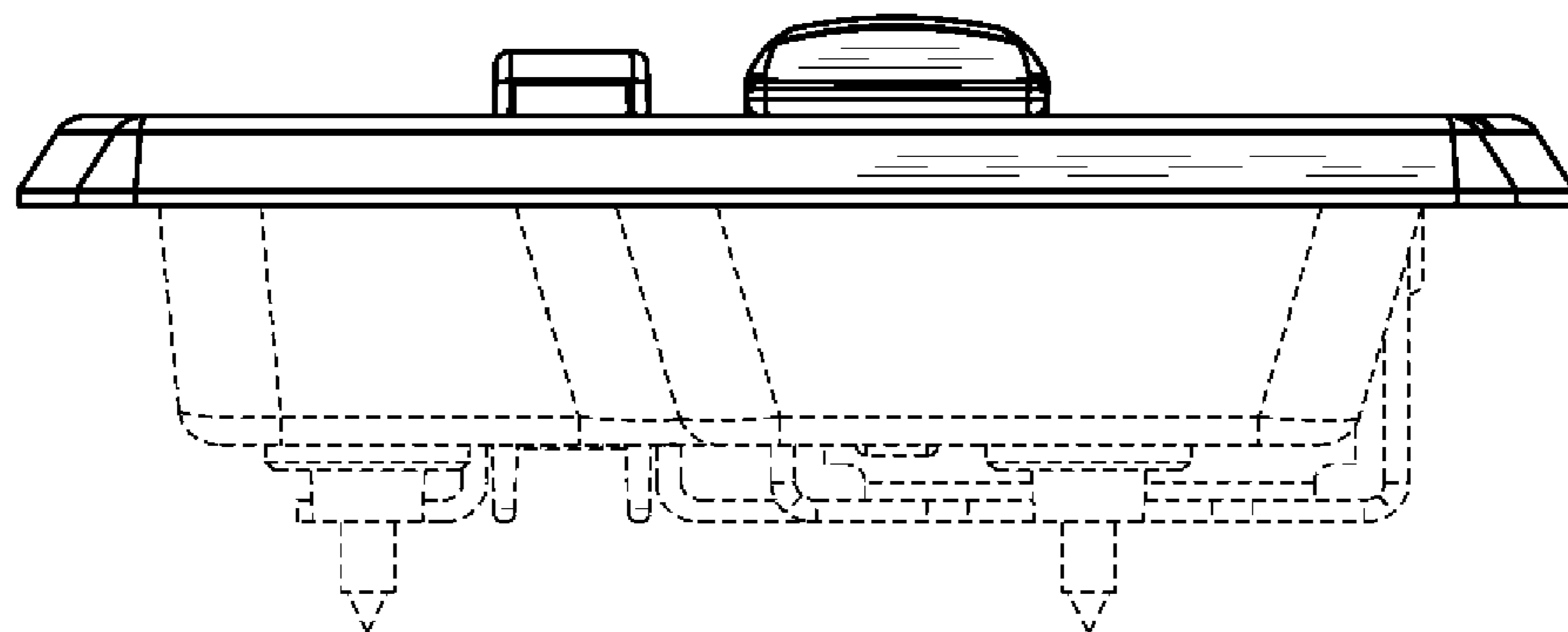


FIG. 6