



US00D58886S

(12) **United States Design Patent**  
**Davis**

(10) **Patent No.:** **US D588,886 S**  
(45) **Date of Patent:** **\*\* Mar. 24, 2009**

(54) **UNIVERSAL SOCKET**

(76) **Inventor:** **Calinio A. Davis**, 28915 Thousand Oaks Blvd., Apartment 188, Agoura Hills, CA (US) 91301

(\*\*) **Term:** **14 Years**

(21) **Appl. No.:** **29/284,010**

(22) **Filed:** **Aug. 29, 2007**

(51) **LOC (9) Cl.** ..... **08-05**

(52) **U.S. Cl.** ..... **D8/29**

(58) **Field of Classification Search** ..... D8/17, D8/21-29, 52, 55, 81-87, 102-107, 98, 99, D8/93, 94; 81/119, 121.1, 86, 124.2, 125, 81/125.1, 176.1, 176.2, 177.1, 177.2, 177.3, 81/177.85, 124.3, 124.7, 176.3, 179, 160, 81/3.57, 3.55, 58.4, 186, 58.3, 300, 58.1, 81/60-63.2, 165-170, 110.1, 124.6, 176.15, 81/121.7, 436, 437, 418, 177.8, 177.9, 185.1, 81/3.4, 177.4, 492, 57, 58, 13, 177.7, 490, 81/415-423, 427.5; 140/119; 16/422, 186, 16/429

See application file for complete search history.

(56) **References Cited**

**U.S. PATENT DOCUMENTS**

2,855,814 A \* 10/1958 Yavner ..... 81/179  
3,433,108 A \* 3/1969 Ondeck ..... 81/124.6

4,189,815 A \* 2/1980 Seelenbinder ..... 226/193  
4,882,957 A \* 11/1989 Wright et al. .... 81/121.1  
4,982,627 A 1/1991 Johnson  
5,079,978 A 1/1992 Kupfer  
5,819,606 A 10/1998 Arnold  
6,079,299 A \* 6/2000 Sundstrom ..... 81/121.1  
D438,074 S \* 2/2001 Marr et al. .... D8/29  
D442,837 S \* 5/2001 Porras ..... D8/29  
6,647,834 B2 \* 11/2003 Hu ..... 81/119  
7,028,588 B2 \* 4/2006 Shih ..... 81/121.1

\* cited by examiner

*Primary Examiner*—Raphael Barkai  
*Assistant Examiner*—Randall H Gholson

(57) **CLAIM**

The ornamental design for a universal socket, as shown and described.

**DESCRIPTION**

FIG. 1 is a rear elevation view of a universal socket showing my new design;

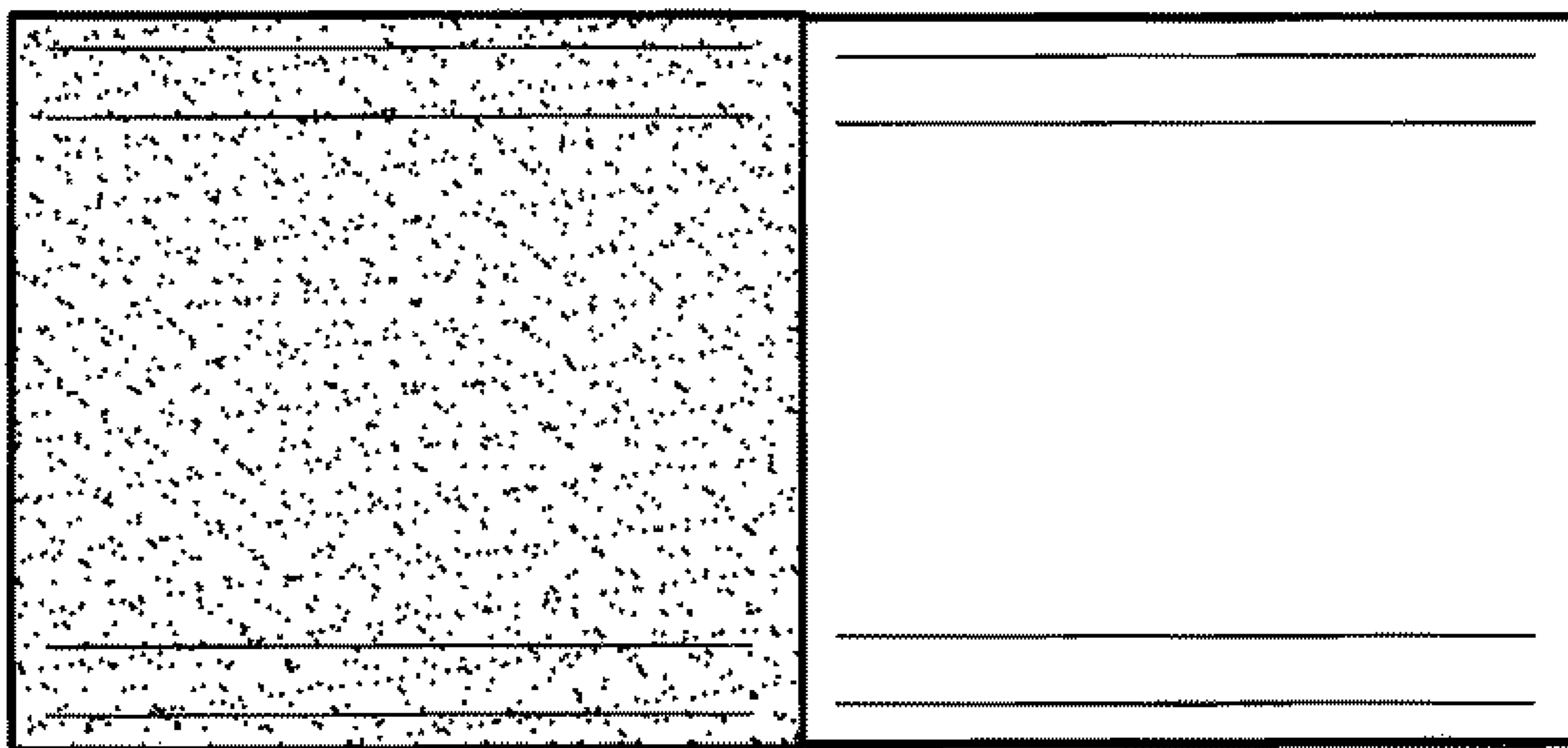
FIG. 2 is a right elevation view;

FIG. 3 is a left elevation view; and,

FIG. 4 is an isometric view of a universal socket.

The broken lines shown in FIGS. 2 and 3 are for illustrative purposes only and form no part of the claimed design.

**1 Claim, 1 Drawing Sheet**



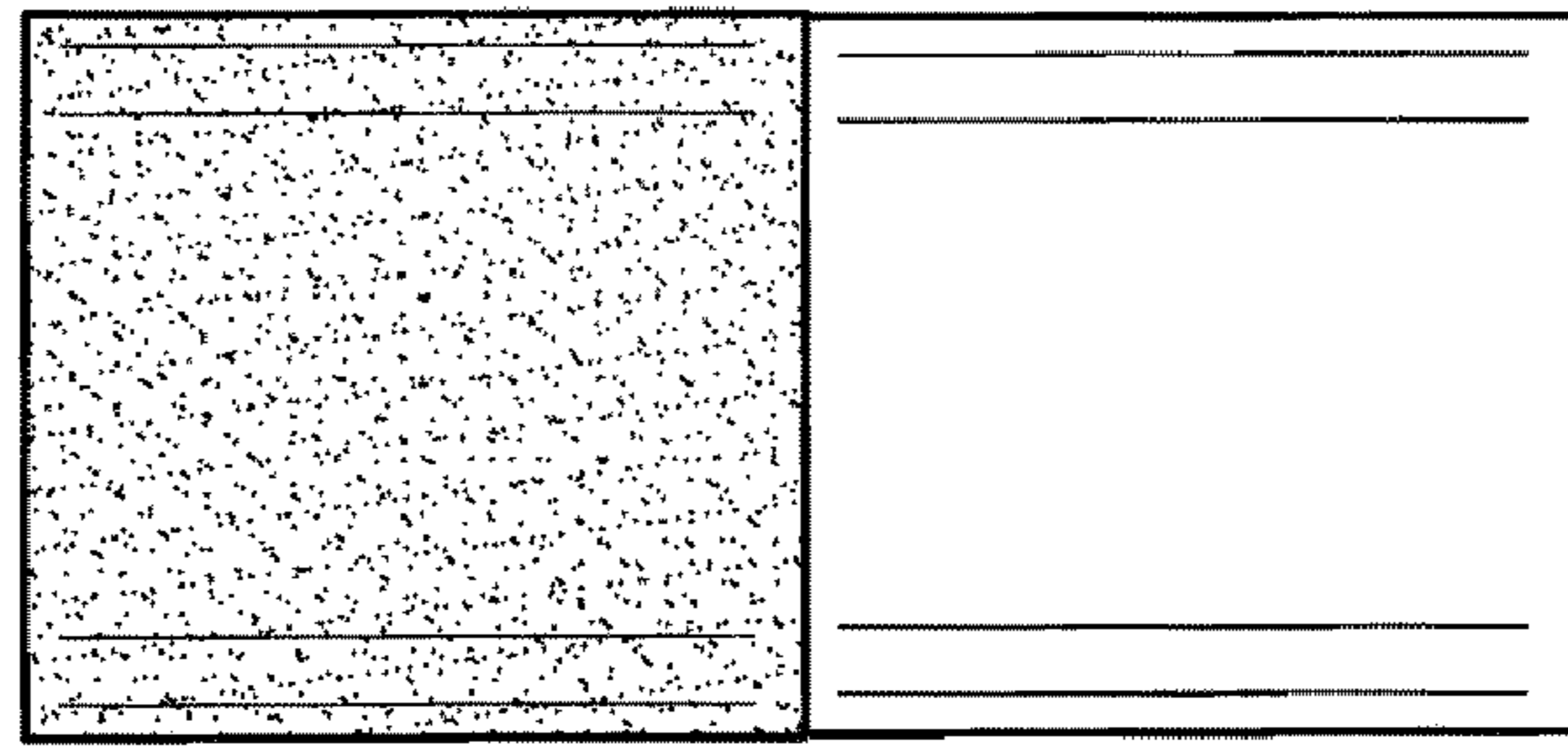


FIG. 1




FIG. 2




FIG. 3

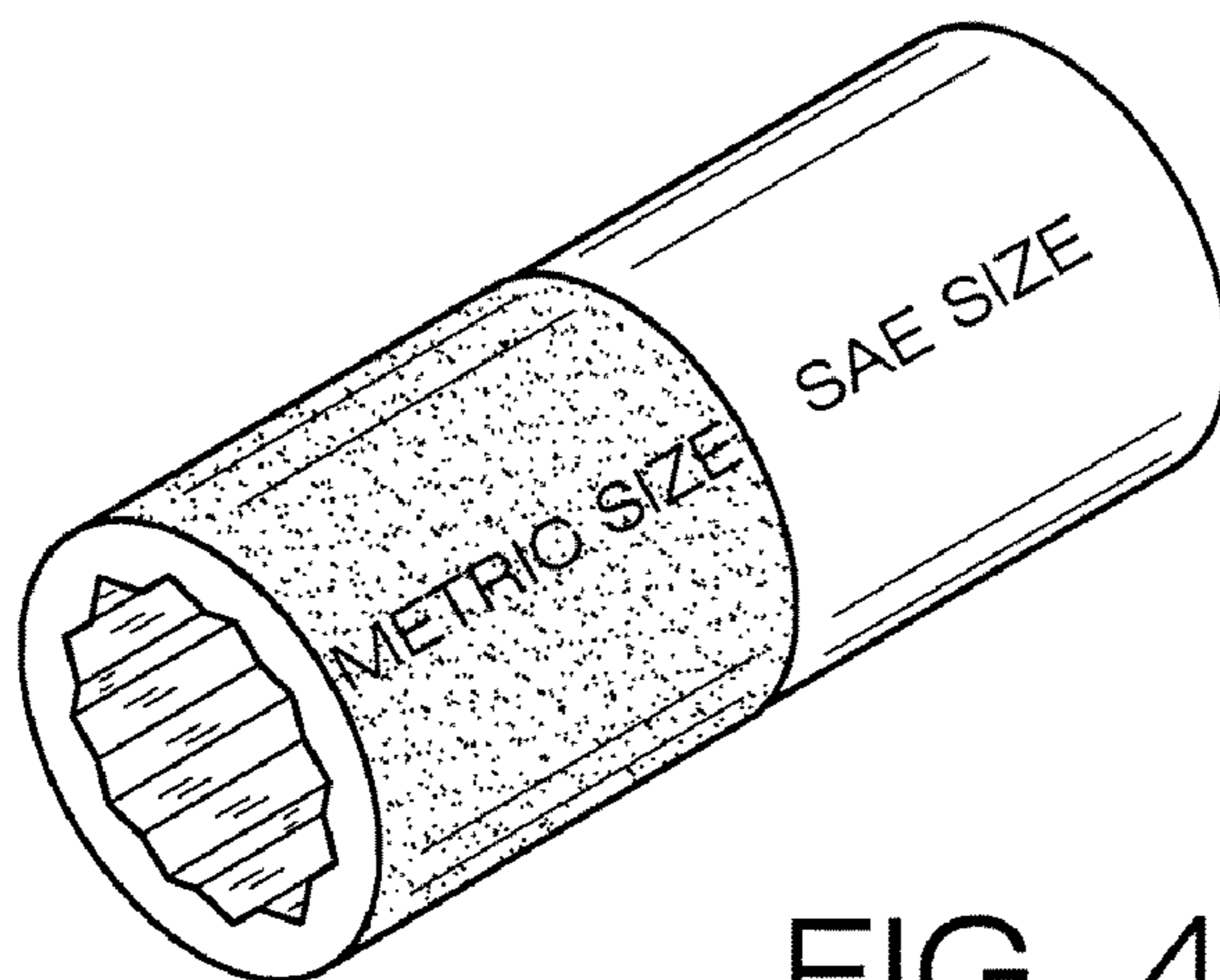


FIG. 4