



US00D588882S

(12) **United States Design Patent**
Baker, II

(10) **Patent No.:** **US D588,882 S**
(45) **Date of Patent:** **** Mar. 24, 2009**

(54) **ROOT CUTTING SHOVEL**

(76) Inventor: **William J. Baker, II**, 1320 Ridge St.,
Naples, FL (US) 34103

(**) Term: **14 Years**

(21) Appl. No.: **29/281,149**

(22) Filed: **Jun. 15, 2007**

(51) **LOC (9) Cl.** **08-01**

(52) **U.S. Cl.** **D8/10**

(58) **Field of Classification Search** D8/9,
D8/10; 172/114, 116; 294/49, 50.6
See application file for complete search history.

(56) **References Cited**

U.S. PATENT DOCUMENTS

808,168	A *	12/1905	Reed	294/49
1,263,949	A	4/1918	Singer		
3,110,349	A	11/1963	Means		
3,848,915	A	11/1974	Wherry		
D237,451	S *	11/1975	Bartz	D8/9
D352,873	S *	11/1994	Chen	D8/9
D362,601	S	9/1995	Jackson		
D388,292	S	12/1997	Rich et al.		

D397,279	S	8/1998	Rich et al.		
D407,955	S *	4/1999	Bierman	D8/10
5,951,077	A	9/1999	Dahill		
6,338,511	B1 *	1/2002	Douglas et al.	294/49

* cited by examiner

Primary Examiner—Holly H. Baynham

Assistant Examiner—Sheryl Friedman

(74) *Attorney, Agent, or Firm*—The Livingston Firm; Edward
M. Livingston; Angela M. Miller

(57) **CLAIM**

The ornamental design for a root cutting shovel, as shown and
described.

DESCRIPTION

FIG. 1 is a front view of the root cutting shovel;

FIG. 2 is a back view of the root cutting shovel;

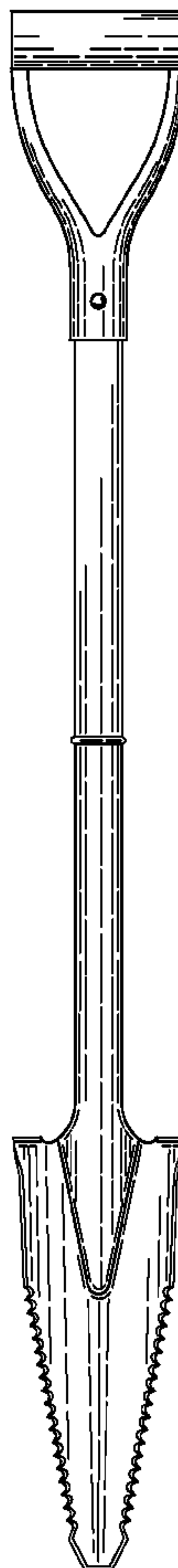
FIG. 3 is a left side view of the root cutting shovel;

FIG. 4 is a right side view of the root cutting shovel;

FIG. 5 is a top view of the root cutting shovel; and,

FIG. 6 is a bottom view of the root cutting shovel.

1 Claim, 3 Drawing Sheets



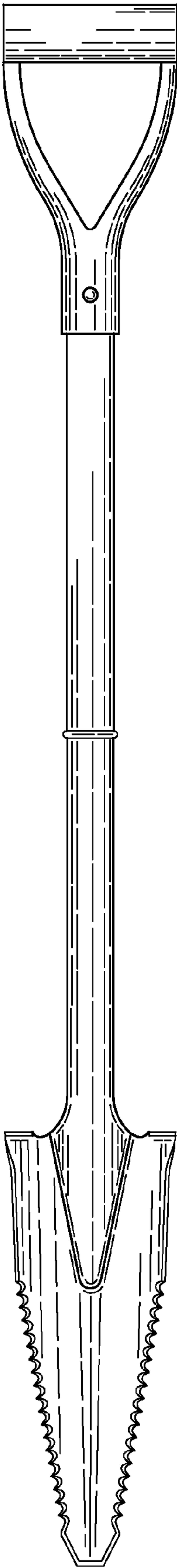


FIG. 1

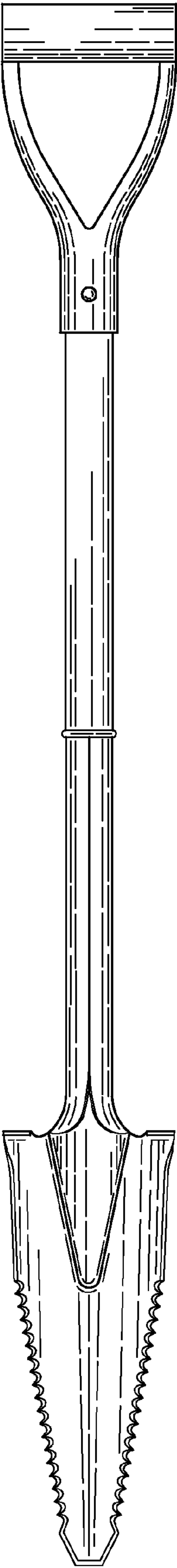


FIG. 2

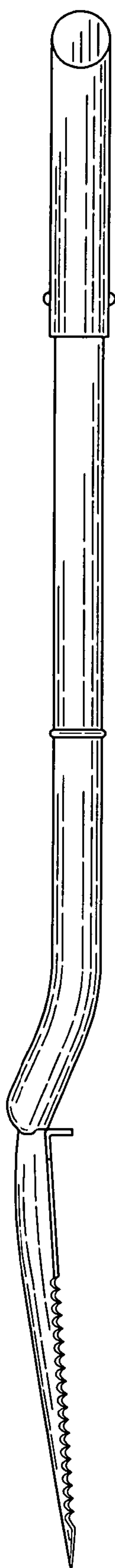


FIG. 3

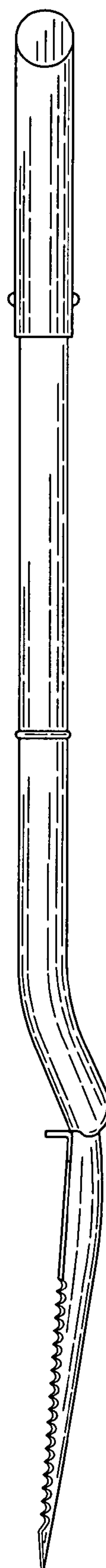


FIG. 4




FIG. 5

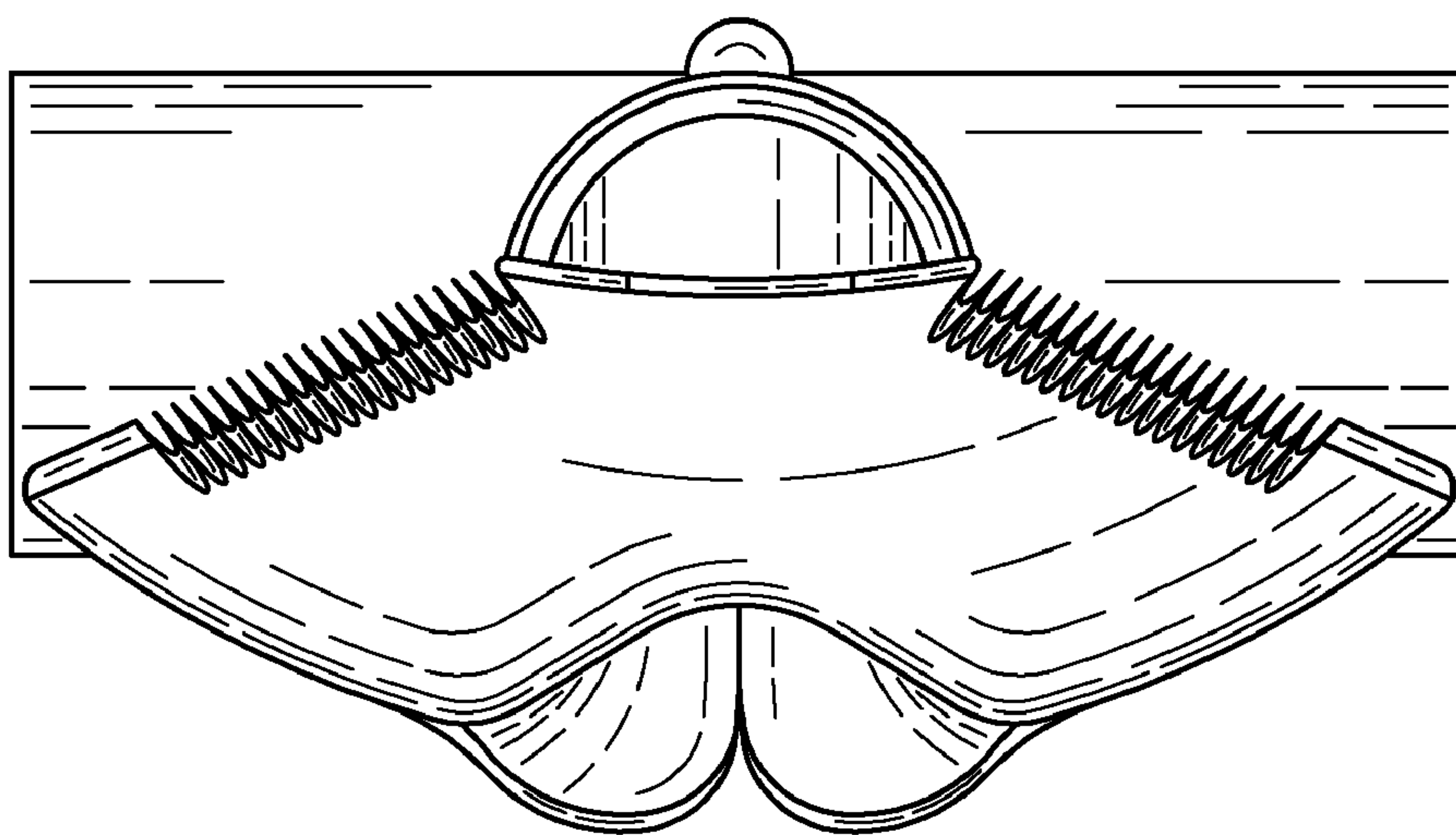


FIG. 6