



US00D588880S

(12) **United States Design Patent**  
**Chou**

(10) **Patent No.:** **US D588,880 S**  
(45) **Date of Patent:** **\*\* Mar. 24, 2009**

(54) **WINE RACK**

(75) Inventor: **Chan-Fu Chou**, Chachoengsao (TH)

(73) Assignee: **Shen Ying Co. Ltd.** (TH)

(\*\*) Term: **14 Years**

(21) Appl. No.: **29/299,919**

(22) Filed: **Jan. 7, 2008**

(51) **LOC (9) Cl.** ..... **06-04**

(52) **U.S. Cl.** ..... **D7/701**

(58) **Field of Classification Search** ..... D7/701,  
D7/707, 708, 601, 600.1-600.4; 211/74,  
211/75, 87.01, 162; D6/553, 570, 466, 467,  
D6/468

See application file for complete search history.

(56) **References Cited**

**U.S. PATENT DOCUMENTS**

2,954,876	A	10/1960	Mathews	
3,130,836	A	4/1964	Conrad	
D241,107	S	8/1976	Ferrara, Jr. et al.	
D267,762	S *	2/1983	Chase	D7/708
D273,647	S	5/1984	Kandarian	
4,577,765	A	3/1986	Crosby	
D325,849	S *	5/1992	Melcher	D7/600.4
D325,975	S *	5/1992	Grade et al.	D7/701
D377,123	S	1/1997	Hutchens	
D378,888	S *	4/1997	Bertilsson	D7/704
5,700,429	A *	12/1997	Buhler et al.	211/74
D395,210	S *	6/1998	Almsig	D7/701
D460,902	S	7/2002	Battle	
D488,036	S *	4/2004	Dimeo	D7/708
D488,964	S *	4/2004	Dagan	D7/701
D526,167	S	8/2006	Chen	
2007/0017884	A1 *	1/2007	Yang	211/74

\* cited by examiner

*Primary Examiner*—Terry A Wallace

(74) *Attorney, Agent, or Firm*—Miller, Canfield, Paddock & Stone, PLC; Timothy J. Engling

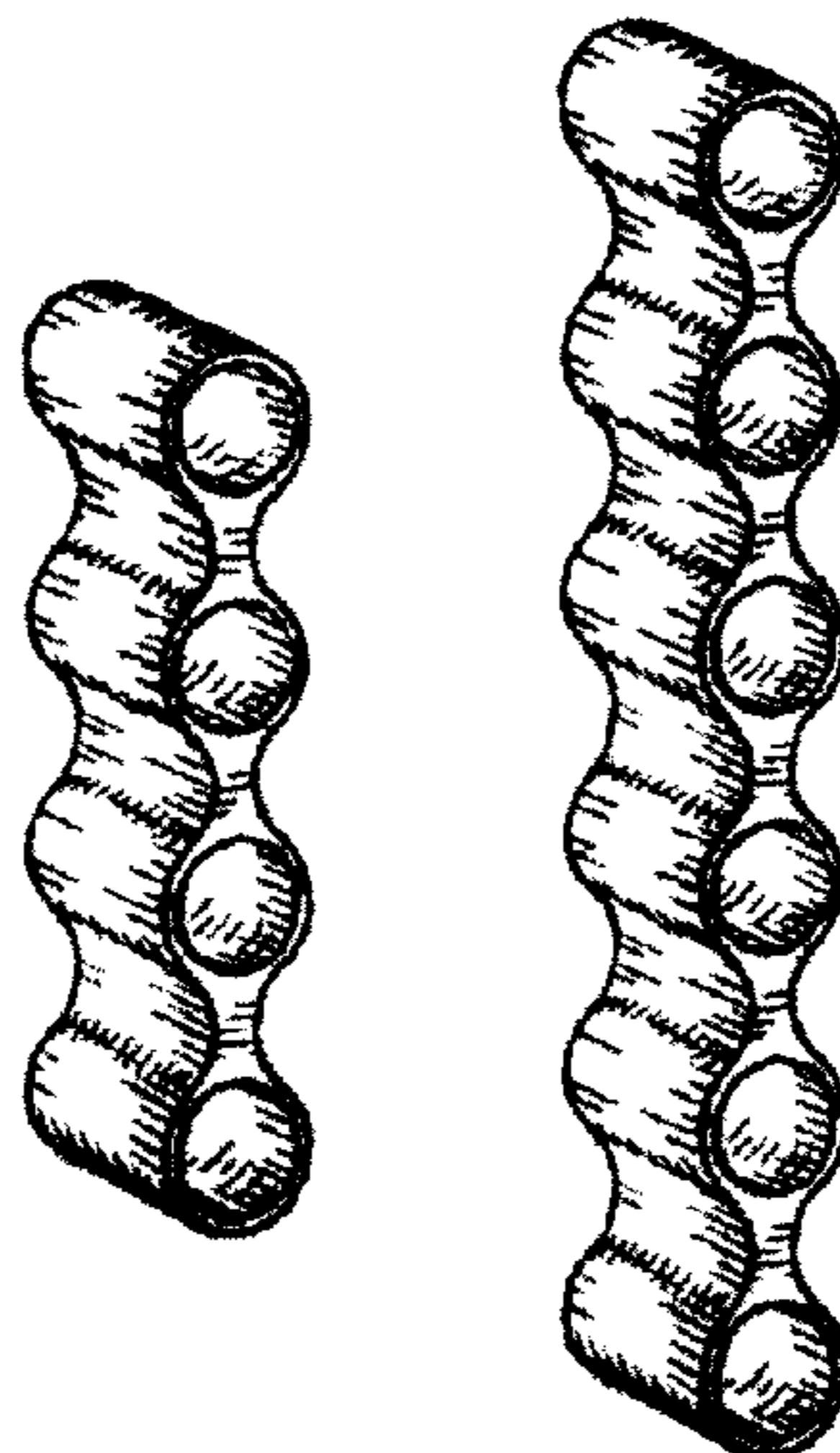
(57) **CLAIM**

The ornamental design for a wine rack, as shown.

**DESCRIPTION**

FIG. 1 is a perspective view of a four-channel wine rack;  
 FIG. 2 is a perspective view of a six-channel wine rack;  
 FIG. 3 is a perspective view of an eight-channel wine rack;  
 FIG. 4 is a perspective view of a 10-channel wine rack;  
 FIG. 5 is a perspective view of a 12-channel wine rack;  
 FIG. 6 is a front view of a four-channel wine rack;  
 FIG. 7 is a back view of a four-channel wine rack;  
 FIG. 8 is a side view of a four-channel wine rack;  
 FIG. 9 is a side view of a four-channel wine rack;  
 FIG. 10 is a front view of a six-channel wine rack;  
 FIG. 11 is a back view of a six-channel wine rack;  
 FIG. 12 is a side view of a six-channel wine rack;  
 FIG. 13 is a side view of a six-channel wine rack;  
 FIG. 14 is a front view of an eight-channel wine rack;  
 FIG. 15 is a back view of an eight-channel wine rack;  
 FIG. 16 is a side view of an eight-channel wine rack;  
 FIG. 17 is a side view of an eight-channel wine rack;  
 FIG. 18 is a front view of a 10-channel wine rack;  
 FIG. 19 is a back view of a 10-channel wine rack;  
 FIG. 20 is a side view of a 10-channel wine rack;  
 FIG. 21 is a side view of a 10-channel wine rack;  
 FIG. 22 is a front view of a 12-channel wine rack;  
 FIG. 23 is a back view of a 12-channel wine rack;  
 FIG. 24 is a side view of a 12-channel wine rack;  
 FIG. 25 is a side view of a 12-channel wine rack;  
 FIG. 26 is a top view of the wine rack; and,  
 FIG. 27 is a bottom view of the wine rack.

**1 Claim, 7 Drawing Sheets**






Fig. 1

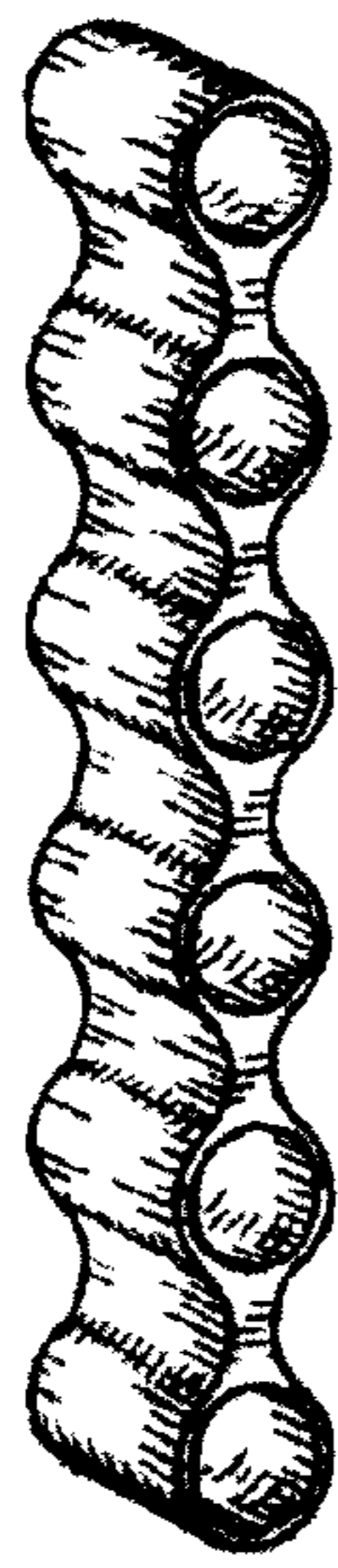


Fig. 2

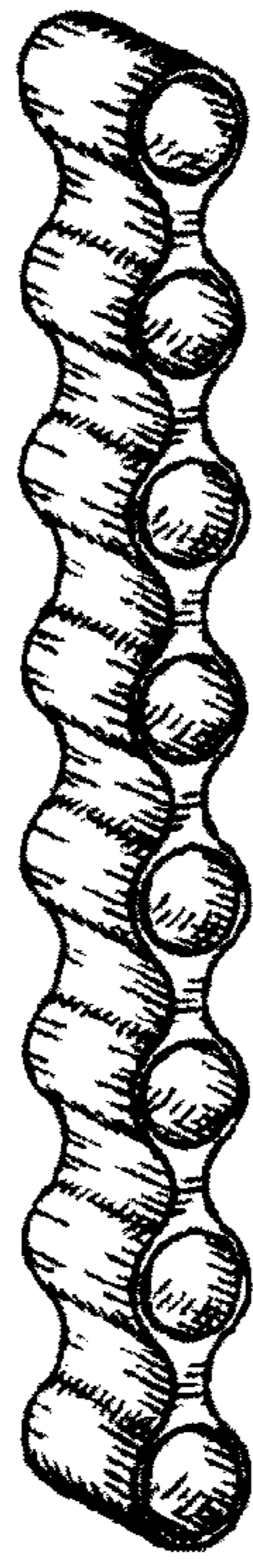


Fig. 3

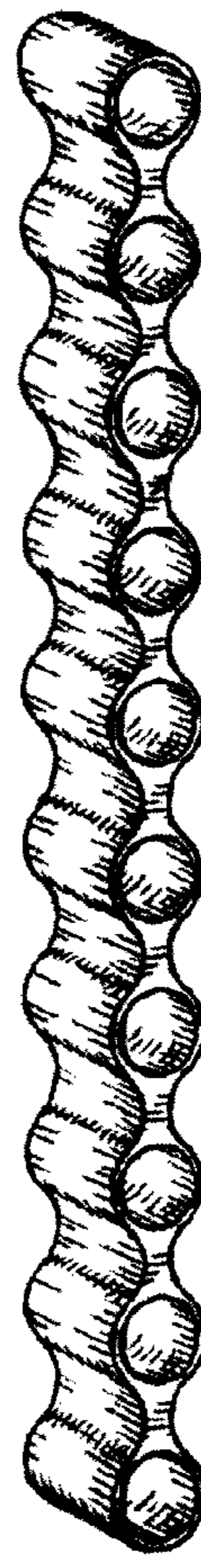


Fig. 4



Fig. 5

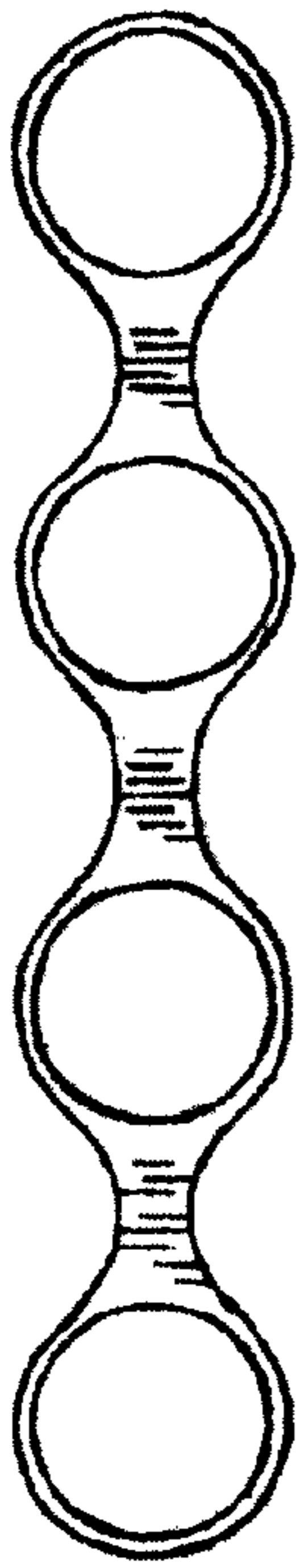


Fig. 6

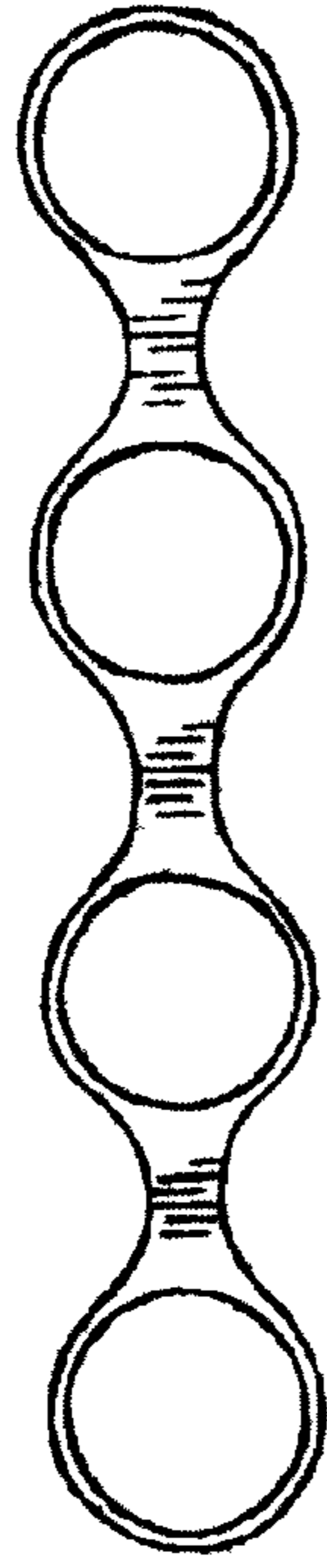


Fig. 7

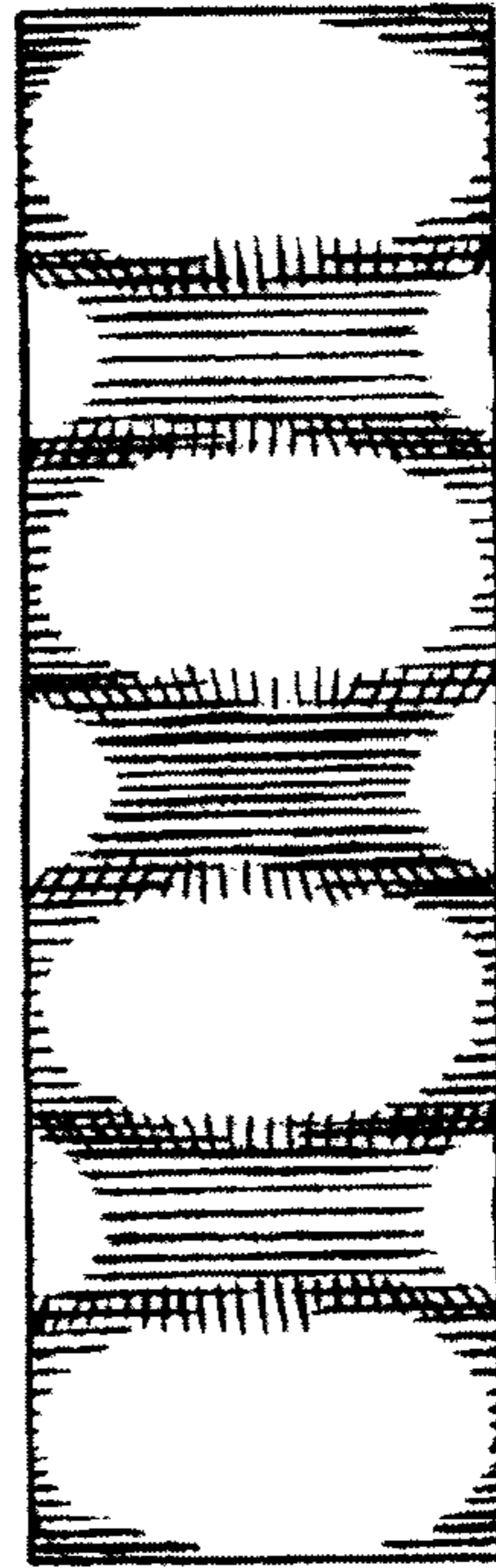


Fig. 8

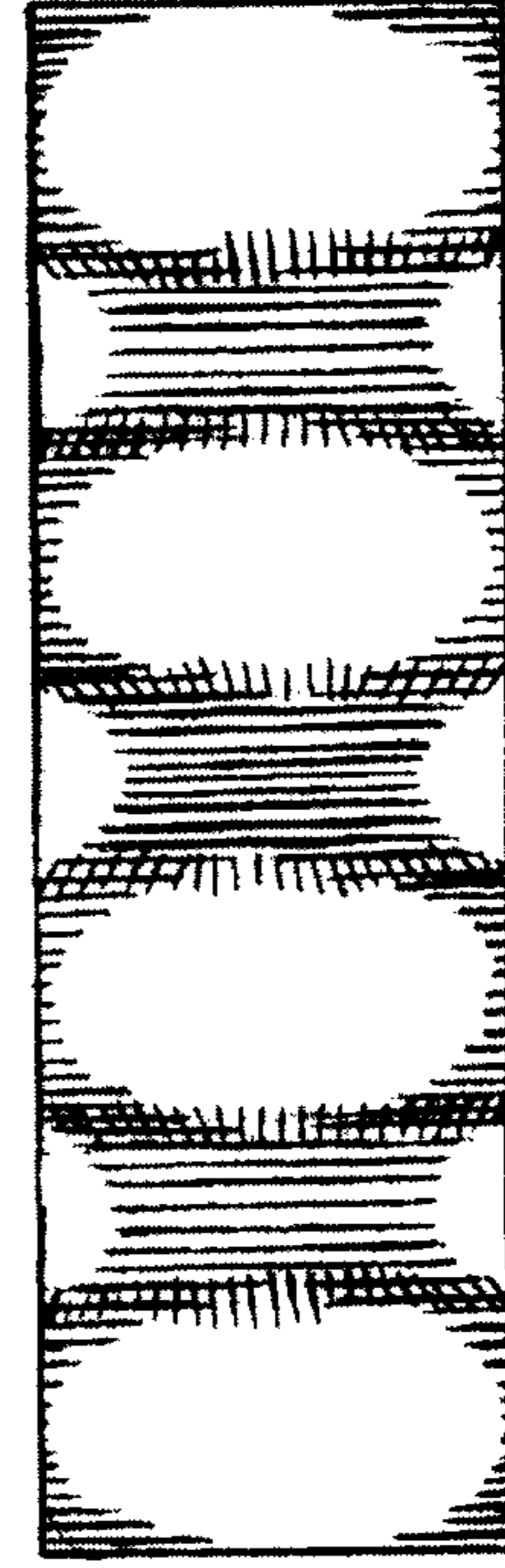


Fig. 9






Fig. 10

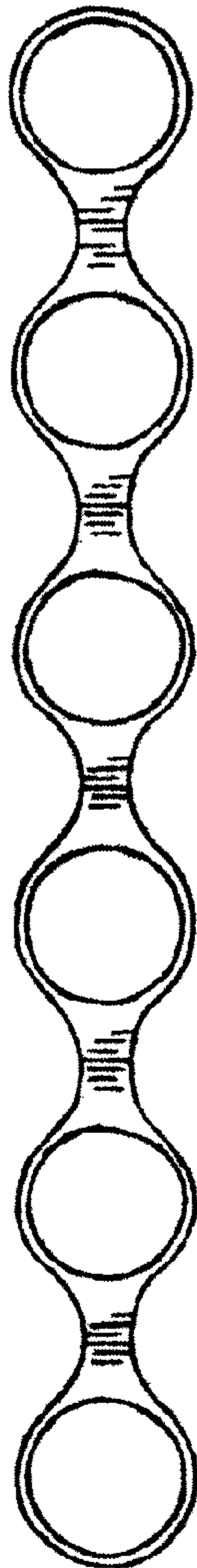


Fig. 11

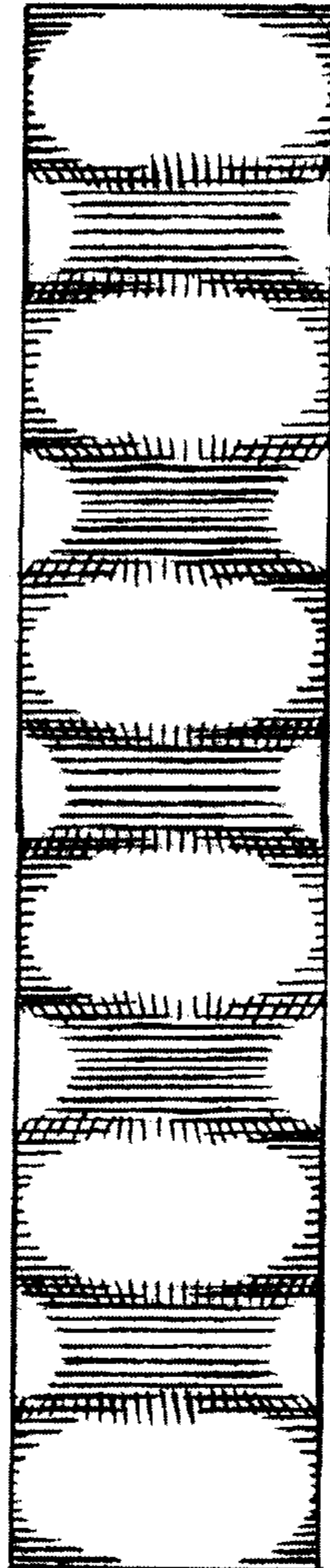


Fig. 12

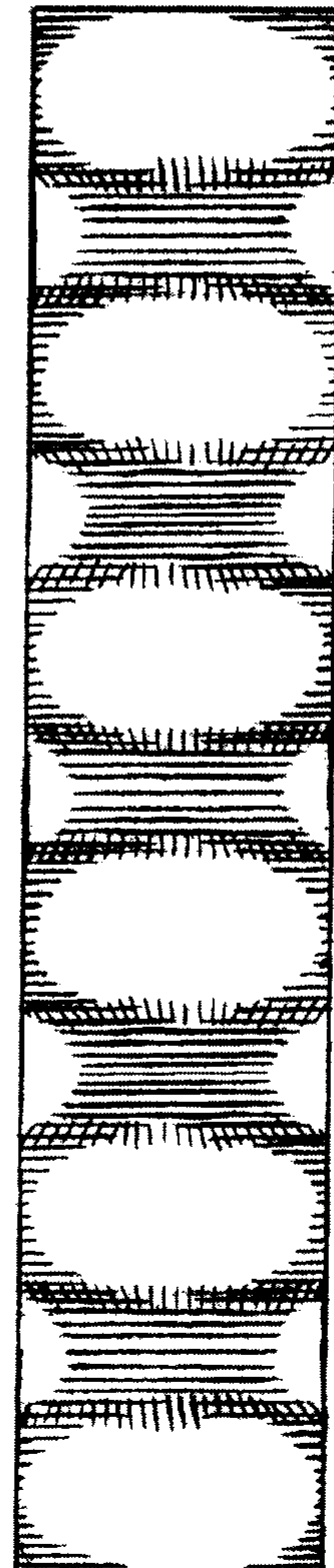


Fig. 13

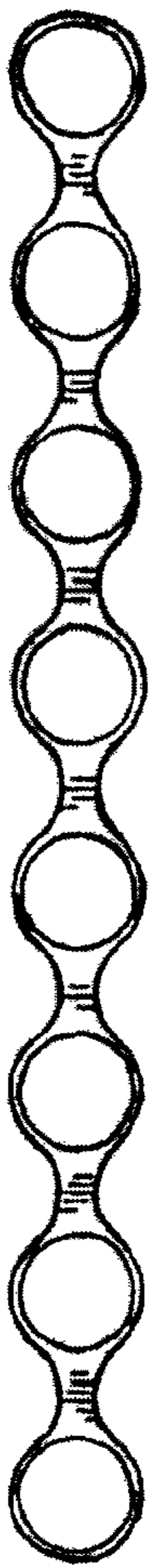


Fig. 14



Fig. 15



Fig. 16



Fig. 17

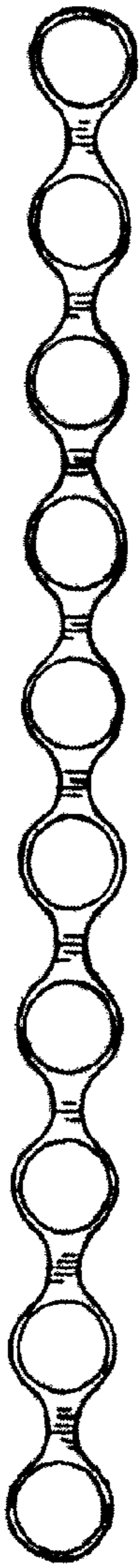


Fig. 18

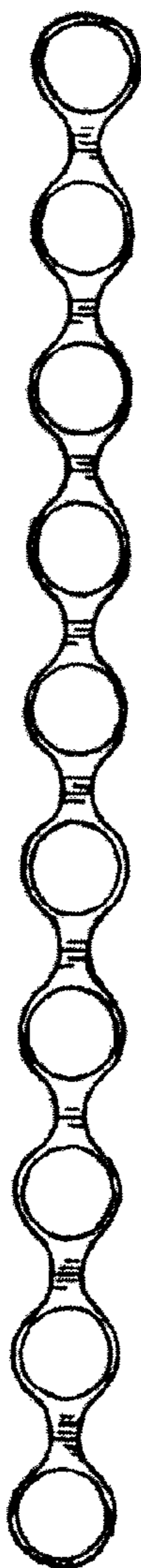


Fig. 19




Fig. 20




Fig. 21





Fig. 22



Fig. 23



Fig. 24



Fig. 25



Fig. 26



Fig. 27