

US00D588871S

(12) **United States Design Patent**  
**Miller et al.**

(10) **Patent No.:** **US D588,871 S**  
(45) **Date of Patent:** **\*\* Mar. 24, 2009**

(54) **BEVERAGE CONTAINER**

(75) Inventors: **Rob Miller**, Palatine, IL (US); **Traci Dominique**, Orland Park, IL (US); **David Starr**, Naperville, IL (US); **Scott Borto**, Plainfield, IL (US); **Blair Miller**, Chicago, IL (US); **Kristin Dorfmeister**, Chicago, IL (US); **Bruce Konen**, Hong Kong (CN)

(73) Assignee: **Wilton Industries, Inc.**, Woodridge, IL (US)

(\*\*) Term: **14 Years**

(21) Appl. No.: **29/302,532**

(22) Filed: **Jan. 18, 2008**

(51) **LOC (9) Cl.** ..... **07-01**

(52) **U.S. Cl.** ..... **D7/510; D7/511; D7/531**

(58) **Field of Classification Search** ..... D7/509,  
D7/510, 511, 608, 392.1, 531, 532; D9/447;  
222/592.27; 220/714, 715, 713, 254.8, 711,  
220/710; 215/11.4, 388

See application file for complete search history.

(56) **References Cited**

**U.S. PATENT DOCUMENTS**

3,677,524 A \* 7/1972 Douglas ..... 366/130  
D362,990 S \* 10/1995 Losordo ..... D7/305

6,070,844 A \* 6/2000 Salenbauch et al. .... 248/313  
D457,034 S \* 5/2002 Bodum ..... D7/510  
6,659,302 B2 \* 12/2003 Lin ..... 220/254.8  
D486,996 S \* 2/2004 Karp ..... D7/510  
D514,884 S \* 2/2006 Smith et al. .... D7/509  
7,168,589 B2 \* 1/2007 Dark ..... 220/711  
D541,106 S \* 4/2007 Spiegel ..... D7/510  
D557,560 S \* 12/2007 Wahl ..... D7/510  
D571,610 S \* 6/2008 Bodum ..... D7/399  
D574,190 S \* 8/2008 Homma ..... D7/510  
D583,627 S \* 12/2008 Kortleven ..... D7/510

\* cited by examiner

*Primary Examiner*—Marianne Pandozzi

(74) *Attorney, Agent, or Firm*—DLA Piper LLP (US);  
Jennifer E. Lacroix

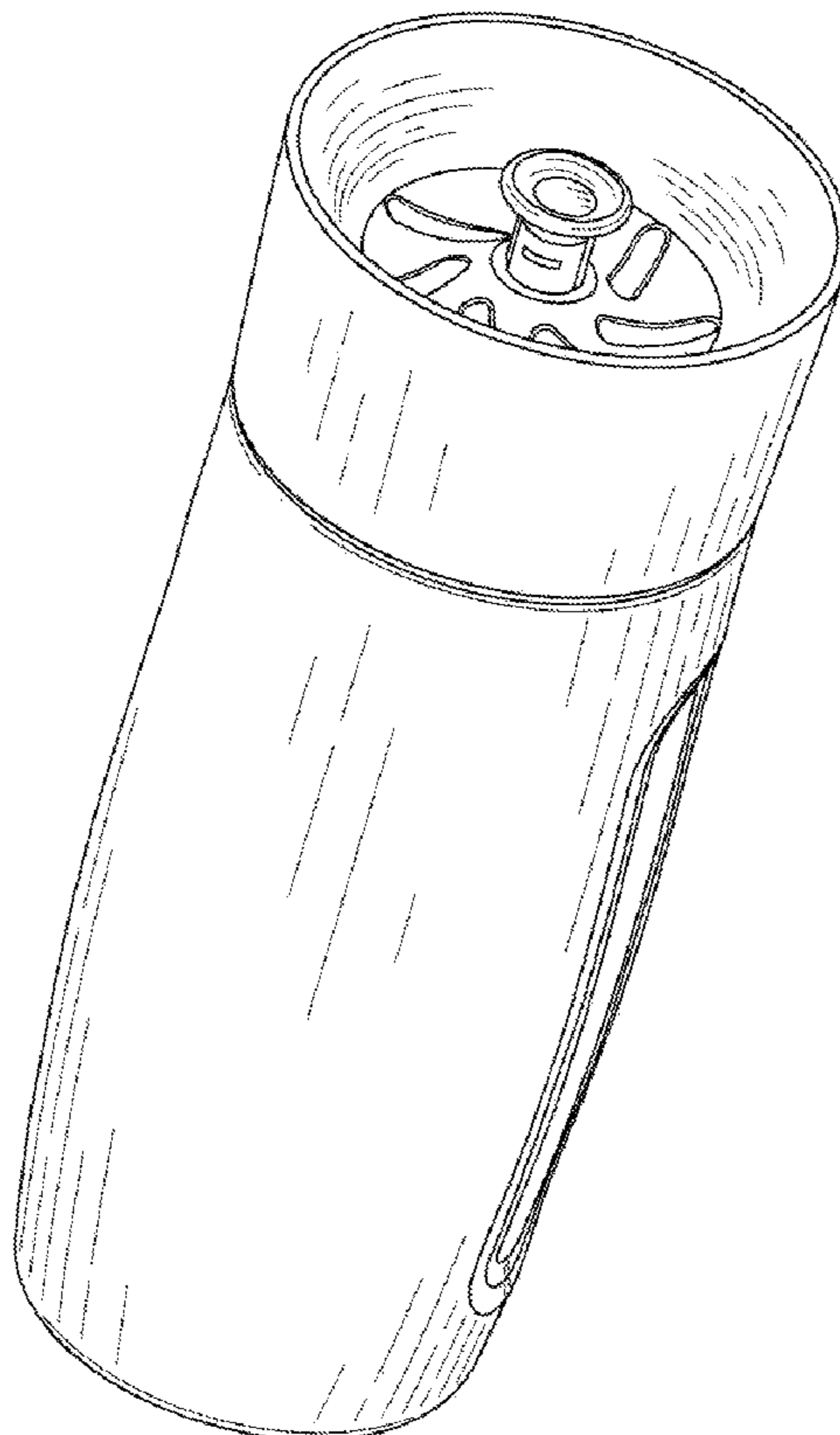
(57) **CLAIM**

The ornamental design for a beverage container, as shown and described.

**DESCRIPTION**

FIG. 1 is a perspective view of the beverage container;  
FIG. 2 is a side elevational view of the beverage container;  
FIG. 3 is a front elevational view of the beverage container;  
FIG. 4 is a top plan view of the beverage container; and,  
FIG. 5 is a bottom plan view of the beverage container.

**1 Claim, 3 Drawing Sheets**



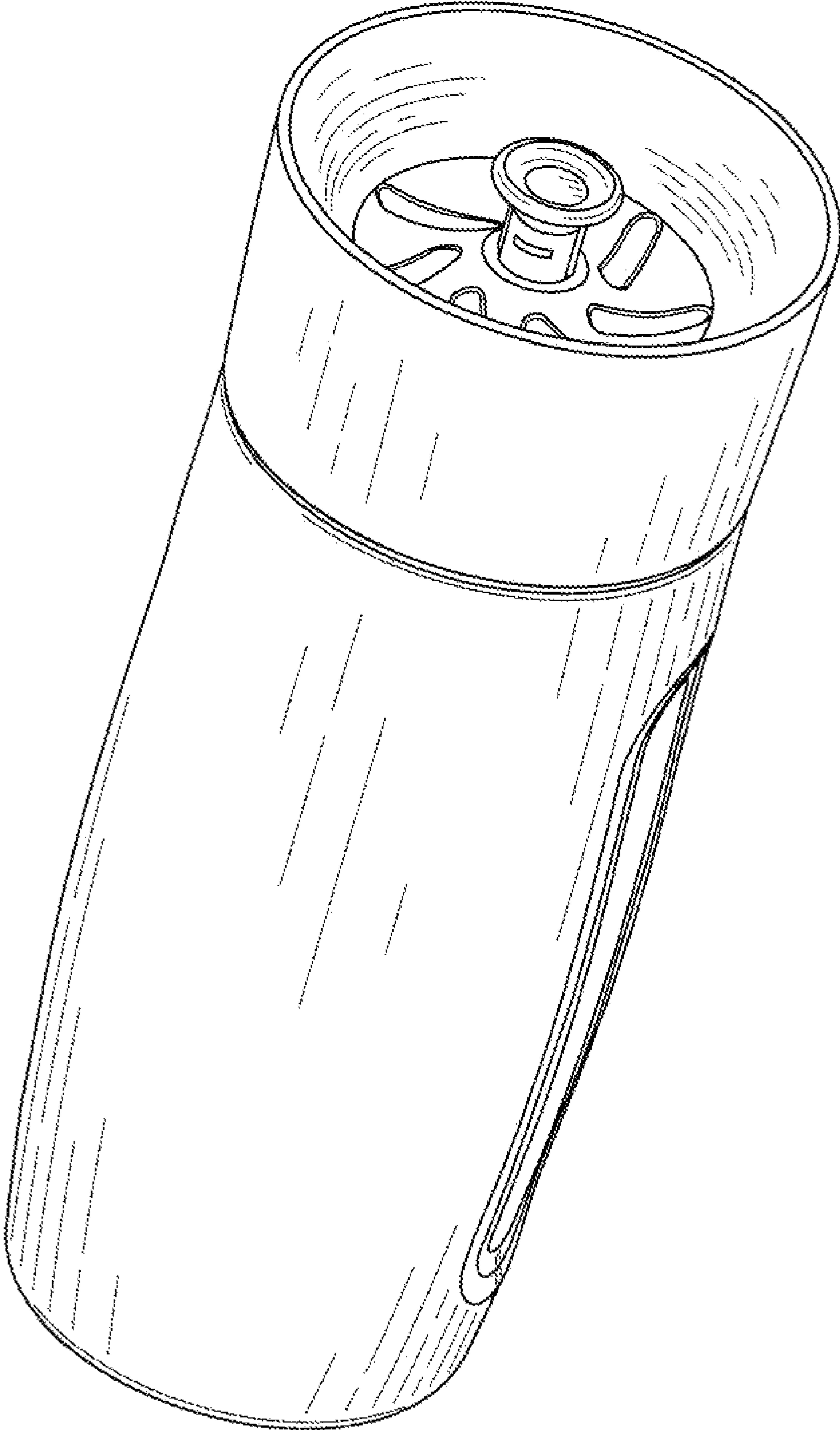


FIG. 1

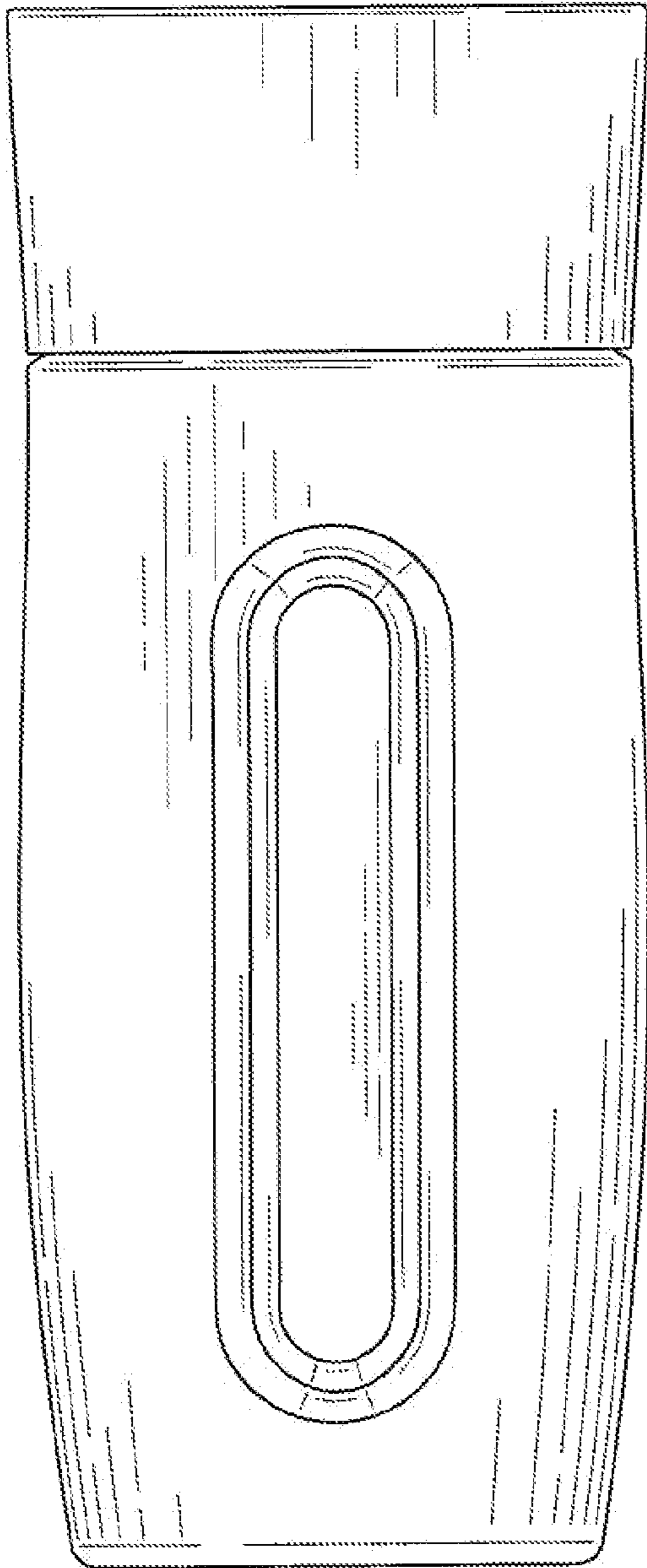


FIG. 2

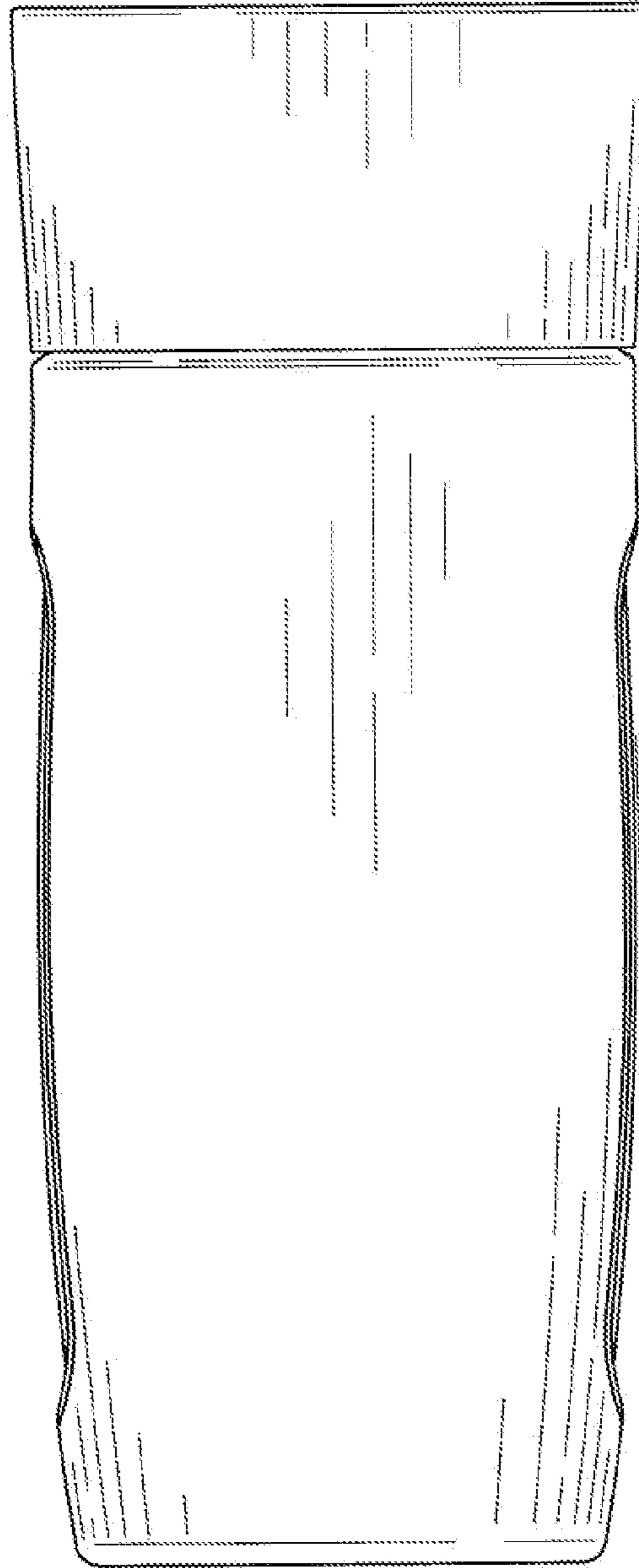


FIG. 3

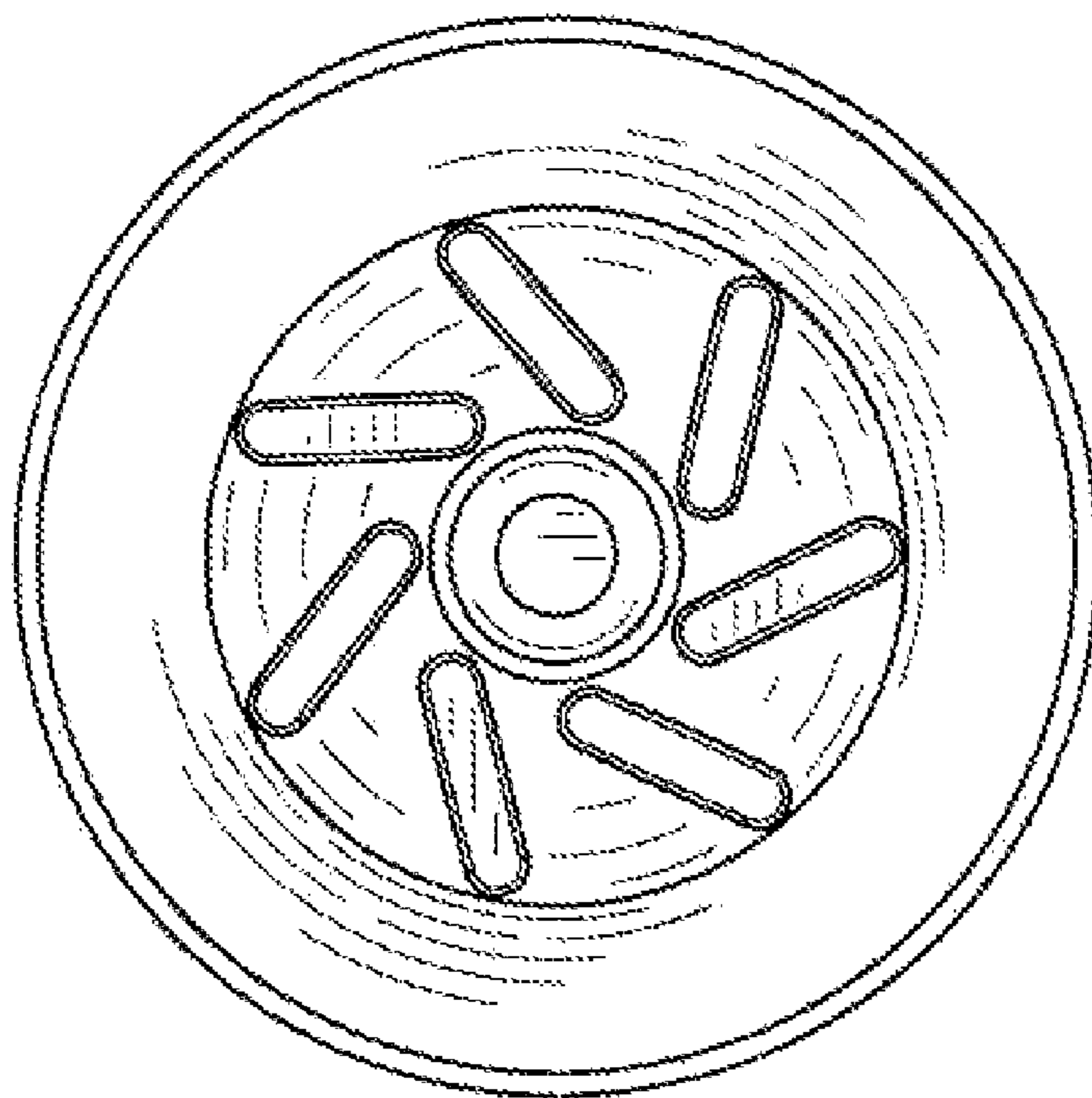


FIG. 4

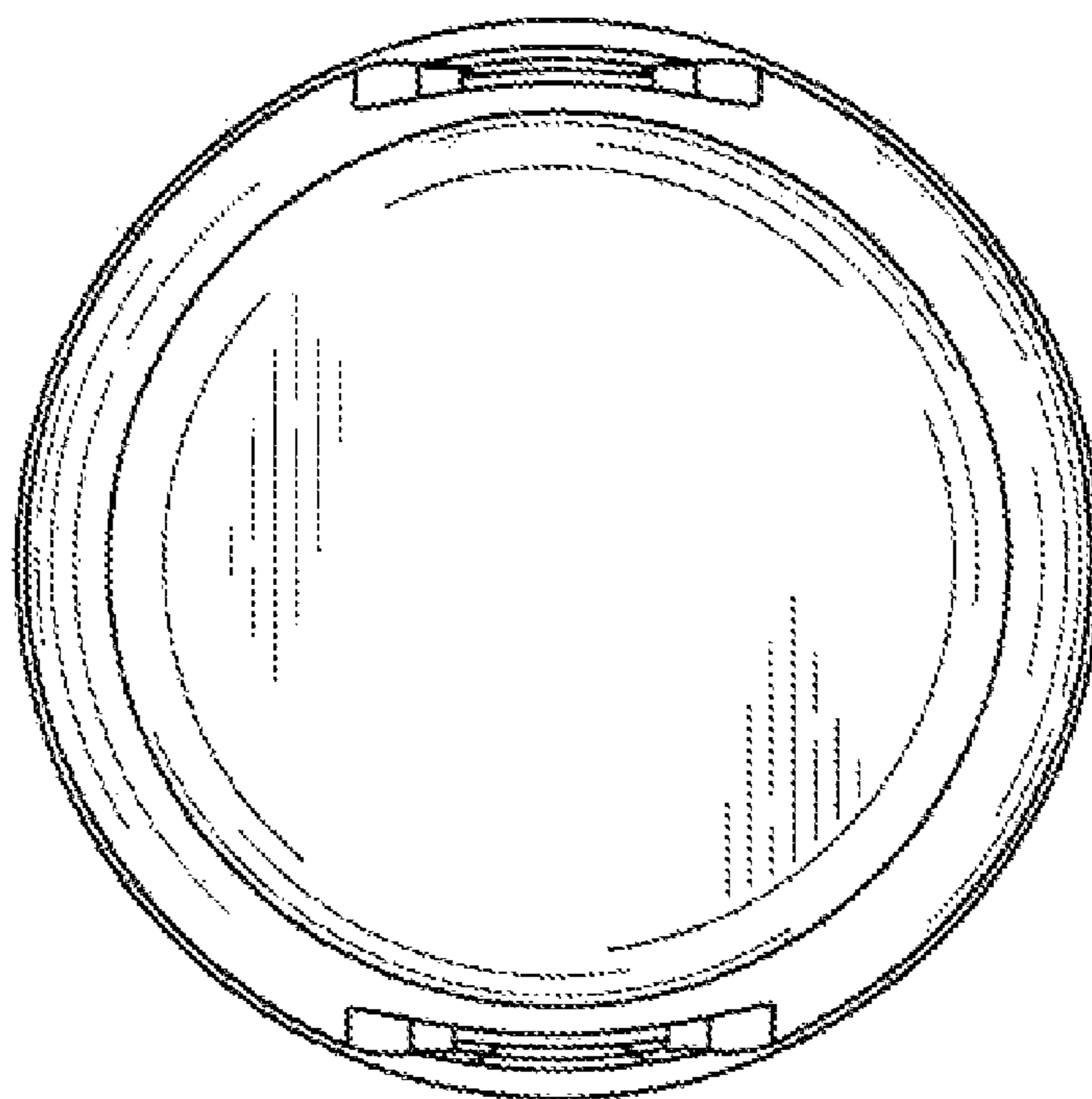


FIG. 5