US00D588868S

(12) United States Design Patent
Zemel

(10) **Patent No.: US D588,868 S**
(45) **Date of Patent: ** Mar. 24, 2009**

(54) **BARBECUE TOOL WITH INSET WOOD GRIP**

(75) Inventor: **Marc Zemel**, Melville, NY (US)

(73) Assignee: **Mr. Bar-B-Q-, Inc.**, Old Bethpage, NY (US)

(**) Term: **14 Years**

(21) Appl. No.: **29/299,091**

(22) Filed: **Dec. 19, 2007**

Related U.S. Application Data

(62) Division of application No. 29/278,009, filed on Mar. 16, 2007, now Pat. No. Des. 562,064.

(51) **LOC (9) Cl.** **07-02**
(52) **U.S. Cl.** **D7/395**
(58) **Field of Classification Search** D7/393–395, D7/683, 685–687, 688, 692–693, 696, 381, D7/401.2, 642–647, 653, 664; D8/107, 307; D4/138, 129; 16/110.1, 430, 431, 436; 30/340, 30/322–324, 147–150; 99/419, 421
See application file for complete search history.

(56) **References Cited**

U.S. PATENT DOCUMENTS

D153,817	S	*	5/1949	Mortrude	D7/395
D190,293	S	*	5/1961	Latham	D7/395
D392,848	S	*	3/1998	Zeller	D7/683
D432,354	S		10/2000	Wagner	
D442,427	S		5/2001	Chau	
D494,006	S		8/2004	Zemel	
D494,008	S		8/2004	Pommell	
D496,558	S		9/2004	Zemel	
D514,377	S		2/2006	Brownell	
D520,296	S		5/2006	Brownell	
D528,857	S	*	9/2006	Zemel	D7/395
D529,335	S	*	10/2006	Zemel	D7/395
D540,617	S		4/2007	Dotterman	

* cited by examiner

Primary Examiner—Holly H. Baynham
Assistant Examiner—Cynthia M Chin
(74) *Attorney, Agent, or Firm*—Seth Natter; Natter & Natter

(57) **CLAIM**

The ornamental design for a barbecue tool with inset wood grip, as shown and described.

DESCRIPTION

FIG. **1** is a front elevational view of a barbecue tool with inset wood grip showing my new design;

FIG. **2** is a side elevational view thereof;

FIG. **3** is a rear elevational view thereof;

FIG. **4** is a top plan view thereof; and,

FIG. **5** is a bottom view thereof.

The side elevation view not illustrated is a mirror image of the side elevation view illustrated in FIG. **2** and the broken line showings form no part of the claimed design.

1 Claim, 1 Drawing Sheet

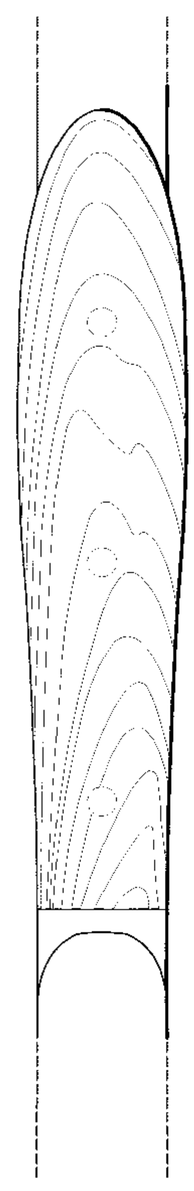

Fig. 1

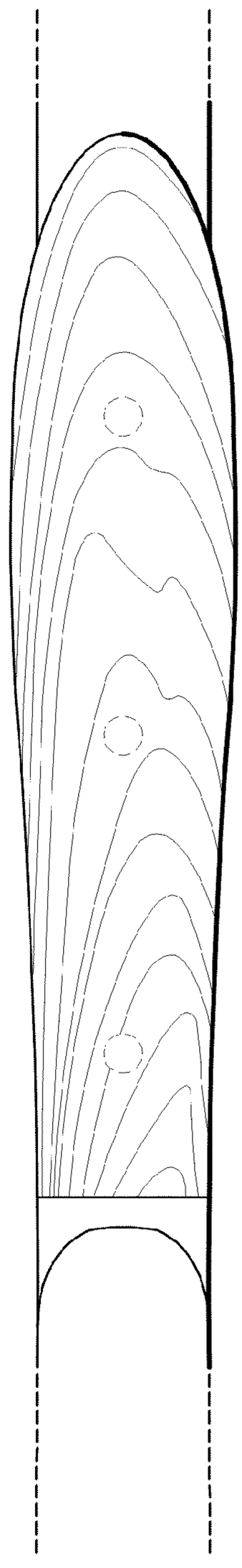

Fig. 2

Fig. 3

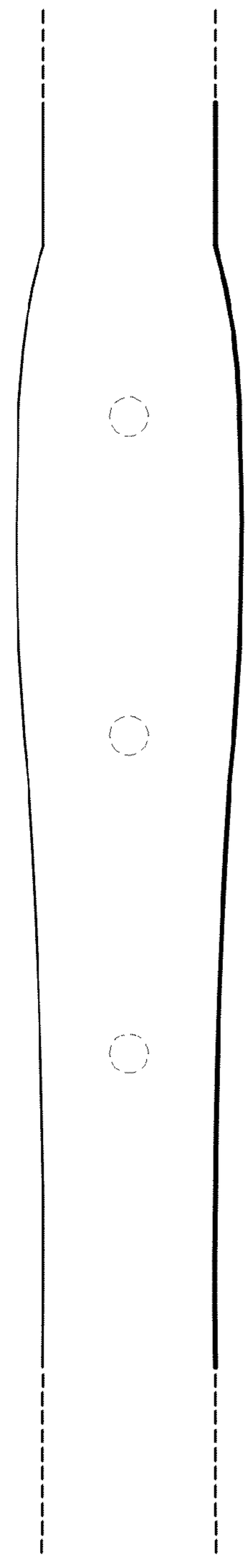

Fig. 4


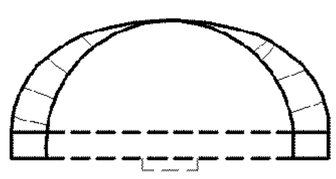
Fig. 5