



US00D588849S

(12) **United States Design Patent**
Kalkwarf

(10) **Patent No.:** **US D588,849 S**
(45) **Date of Patent:** **** Mar. 24, 2009**

(54) **CABINET**
(75) Inventor: **William C. Kalkwarf**, Cedar Falls, IA
(US)
(73) Assignee: **Master Lock Company LLC**, Oak
Creek, WI (US)
(**) Term: **14 Years**
(21) Appl. No.: **29/302,955**
(22) Filed: **Jan. 29, 2008**

D385,722 S 11/1997 Yemini
D386,626 S 11/1997 Yemini
D387,926 S * 12/1997 Blaesing D6/445
5,720,535 A 2/1998 Mehman
D393,541 S 4/1998 Calmeise
D394,562 S 5/1998 Di Blasi
5,857,757 A 1/1999 Bieker et al.
5,927,839 A * 7/1999 Alfaro 312/301
D412,626 S 8/1999 Johnson et al.

(51) **LOC (9) Cl.** **06-04**
(52) **U.S. Cl.** **D6/510**
(58) **Field of Classification Search** D3/296-297;
D6/432-448, 509; D25/16; D34/19; 70/78;
211/85.8; 312/138.1, 204, 218-219, 237,
312/249.8-249.9, 257.1, 297, 301, 308, 328,
312/330.1, 333

See application file for complete search history.

(56) **References Cited**

U.S. PATENT DOCUMENTS

D205,522 S 8/1966 Doman
D218,080 S 7/1970 Sierzega
4,120,549 A 10/1978 Bureau
D273,906 S * 5/1984 Norlin D34/19
D283,263 S * 4/1986 Richey D34/19
D286,714 S * 11/1986 Verholt D6/446
D327,967 S 7/1992 Hikawa
D341,253 S 11/1993 Ballman et al.
5,257,860 A * 11/1993 Slivon 312/218
5,314,244 A * 5/1994 Swets et al. 312/330.1
5,332,305 A 7/1994 Slivon et al.
5,443,311 A 8/1995 Kadlecek et al.
D361,910 S 9/1995 Maple et al.
D370,342 S 6/1996 Gwyther
D370,572 S 6/1996 Lin
D372,378 S 8/1996 Kruger
5,607,214 A 3/1997 Pierce et al.
D381,166 S 7/1997 Bonazza

(Continued)

Primary Examiner—Caron Veynar
Assistant Examiner—Ricky Pham
(74) *Attorney, Agent, or Firm*—Calfee, Halter & Griswold
LLP

(57) **CLAIM**

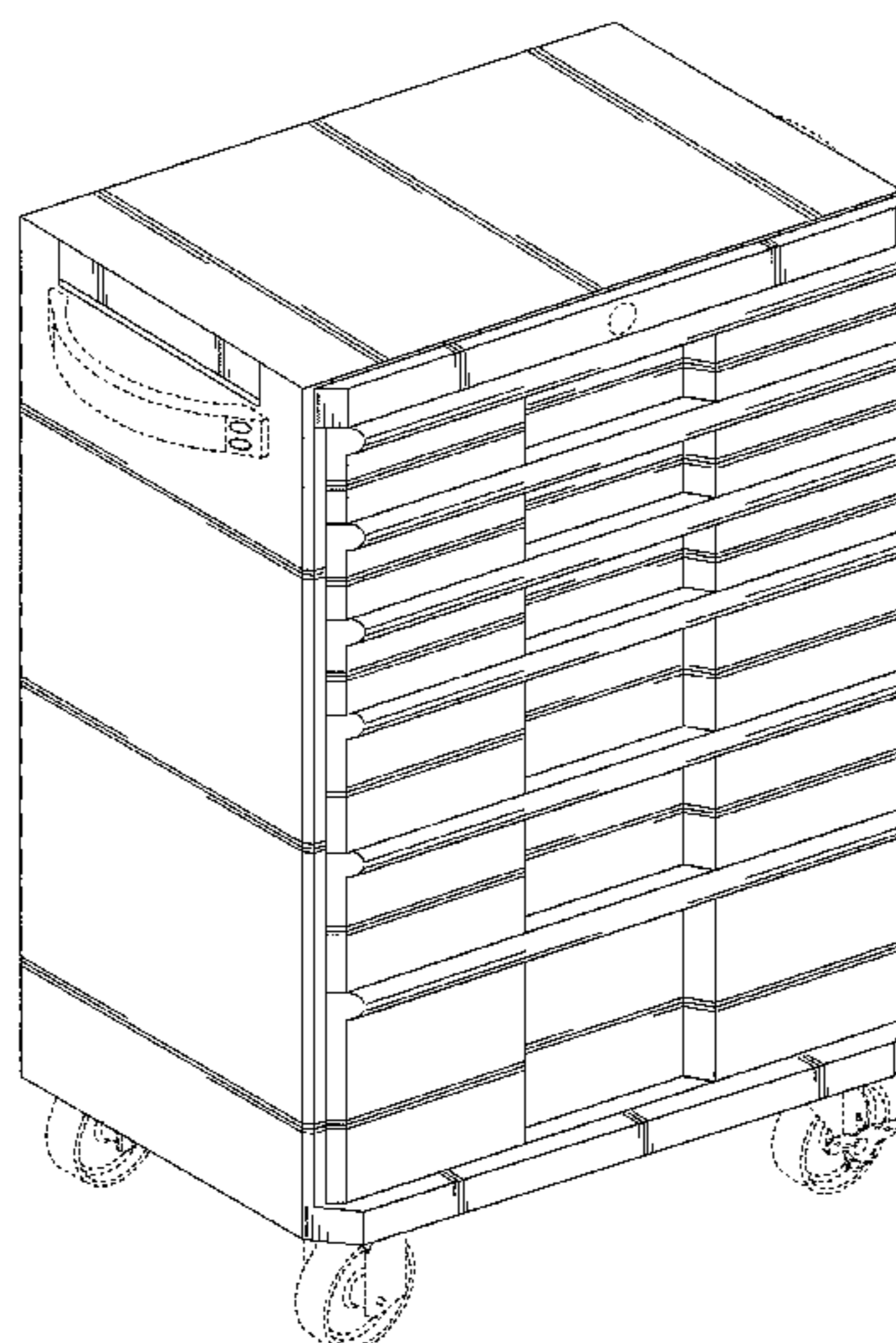
I claim the ornamental design for a cabinet, as shown and described.

DESCRIPTION

FIG. 1 is a front perspective view of a cabinet made in accordance with an embodiment of the new design;
FIG. 2 is a front view of the cabinet of FIG. 1;
FIG. 3 is a rear view of the cabinet of FIG. 1;
FIG. 4 is a left side view of the cabinet of FIG. 1;
FIG. 5 is a right side view of the cabinet of FIG. 1;
FIG. 6 is a bottom view of the cabinet of FIG. 1; and,
FIG. 7 is a top view of the cabinet of FIG. 1.

The portions of the Figures shown in broken lines are not part of the claimed design and are for illustration only.

1 Claim, 5 Drawing Sheets



US D588,849 S

Page 2

U.S. PATENT DOCUMENTS					
			6,932,444 B2 *	8/2005	Price 312/219
D423,817 S	5/2000	Holcomb et al.	D514,854 S	2/2006	Schmidt et al.
D423,818 S	5/2000	Holcomb et al.	D517,805 S	3/2006	Hosking
D427,807 S	7/2000	Holcomb et al.	D520,264 S	5/2006	Mehmen et al.
6,109,709 A	8/2000	Holcomb et al.	D520,784 S	5/2006	Schmidt et al.
D430,426 S	9/2000	Bieker et al.	D524,819 S	7/2006	Chen
6,176,559 B1	1/2001	Tiramani et al.	D526,782 S	8/2006	Hosking
D444,930 S *	7/2001	Brown D34/19	D547,160 S	7/2007	Hand
D448,168 S	9/2001	Johnston	D554,370 S	11/2007	Hand
D449,181 S	10/2001	Story et al.	D554,864 S	11/2007	Hand
D453,074 S	1/2002	Johnston	D560,079 S	1/2008	Mehmen
6,347,847 B1	2/2002	Tiramani et al.	D563,103 S	3/2008	Hand
D455,902 S	4/2002	Wolf	D563,104 S *	3/2008	Wenck D3/297
6,374,649 B1 *	4/2002	Holcomb et al. 70/78	D565,874 S	4/2008	Oura et al.
D457,704 S	5/2002	Fiscus et al.	D574,629 S	8/2008	Kalkwarf
D470,687 S	2/2003	Binse et al.	D577,523 S *	9/2008	Mehmen D6/509
6,719,384 B1 *	4/2004	Parise et al. 312/249.9	2002/0030425 A1	3/2002	Tiramani et al.
D505,237 S	5/2005	Schmidt et al.	2002/0074905 A1	6/2002	Tiramani et al.
D506,090 S	6/2005	Ben-Or			

* cited by examiner

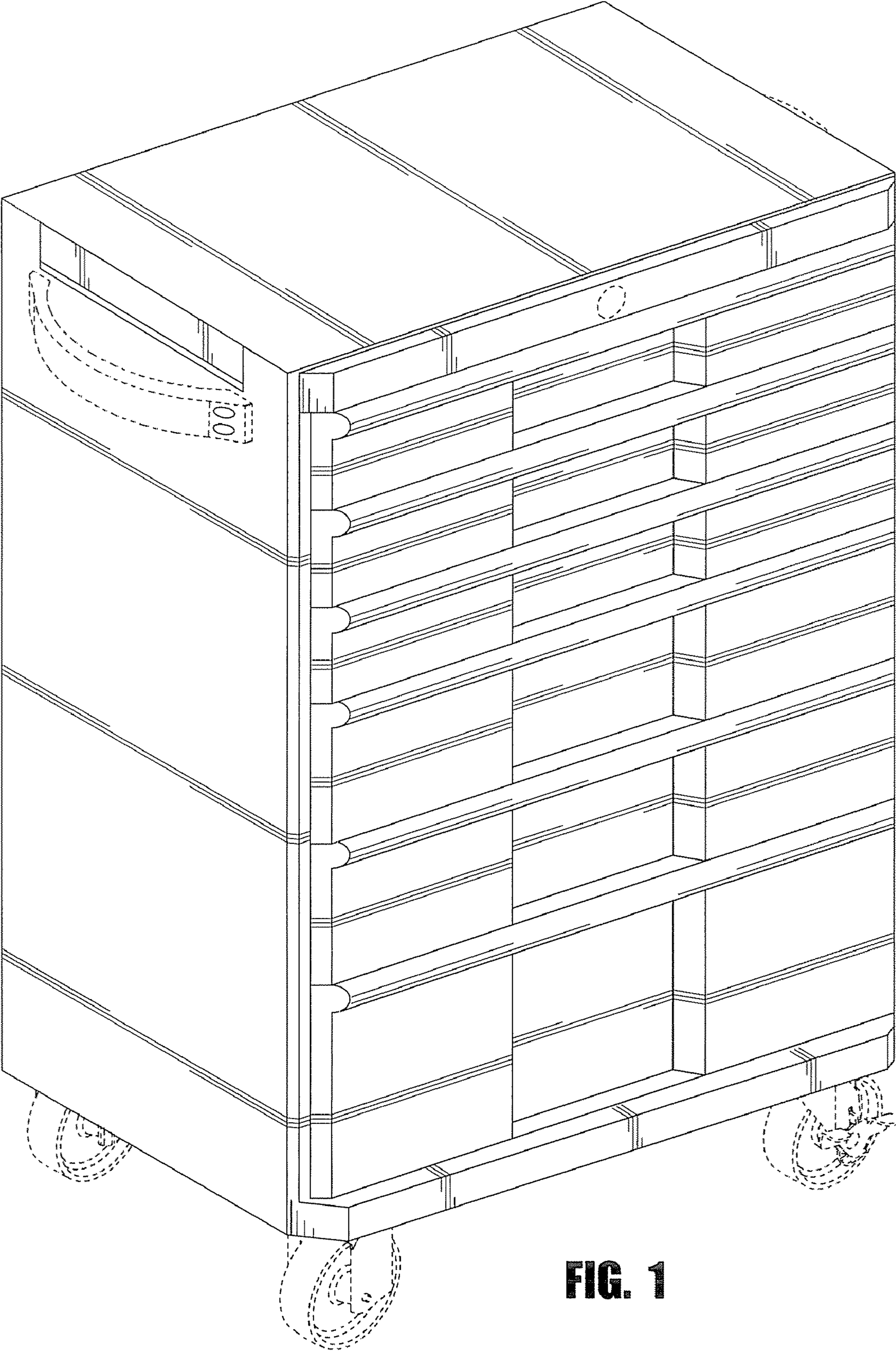


FIG. 1

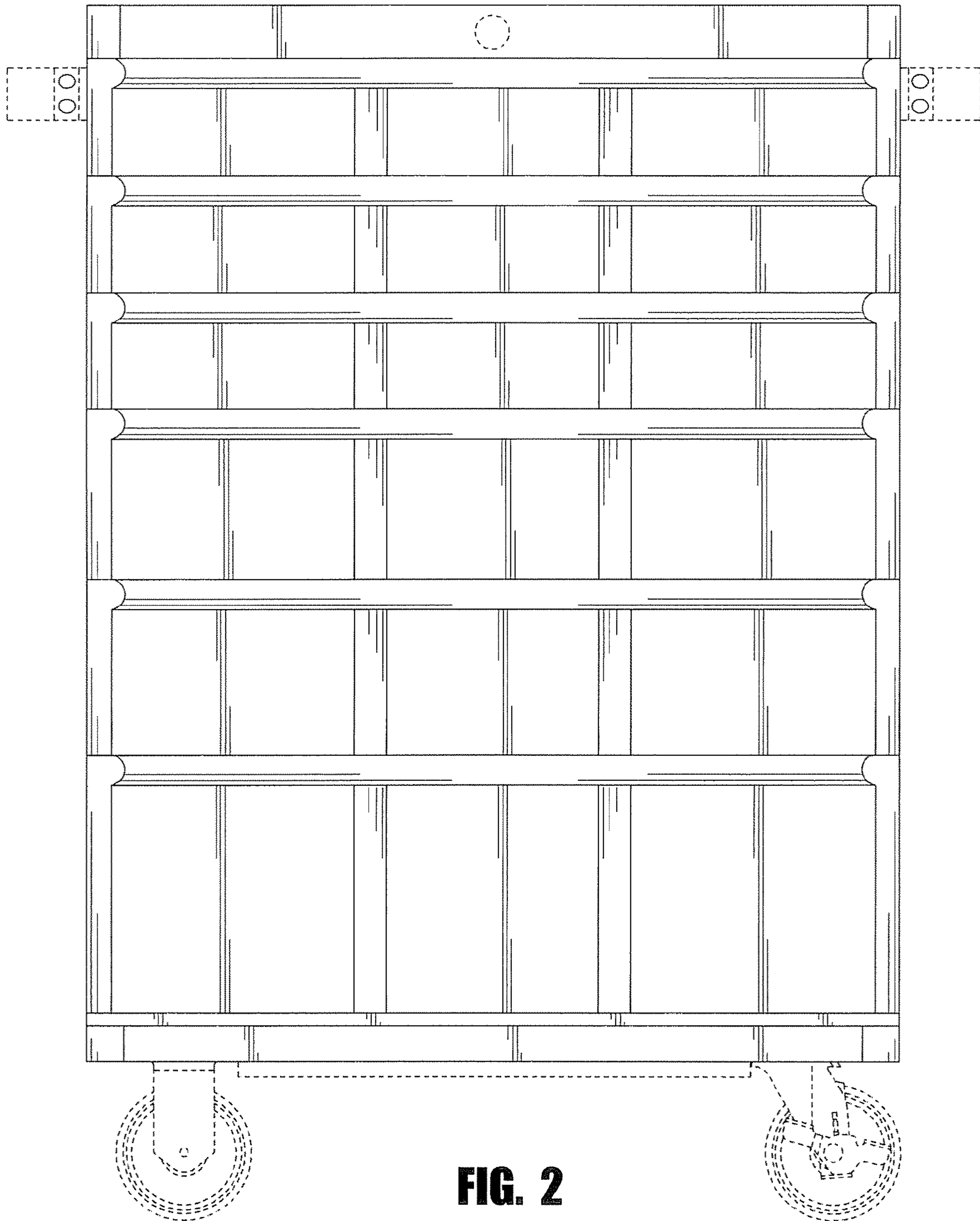


FIG. 2

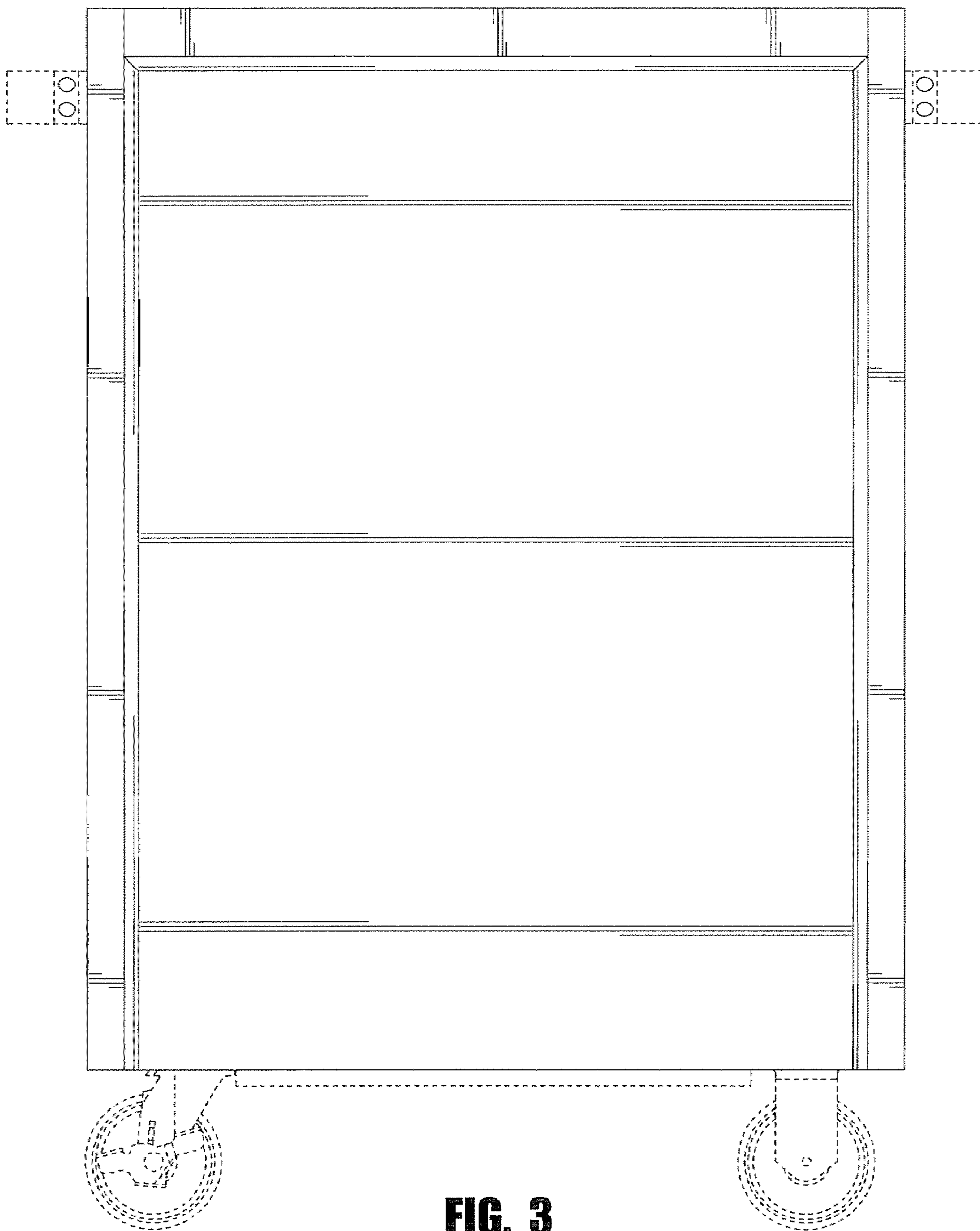


FIG. 3




FIG. 4




FIG. 5




FIG. 6

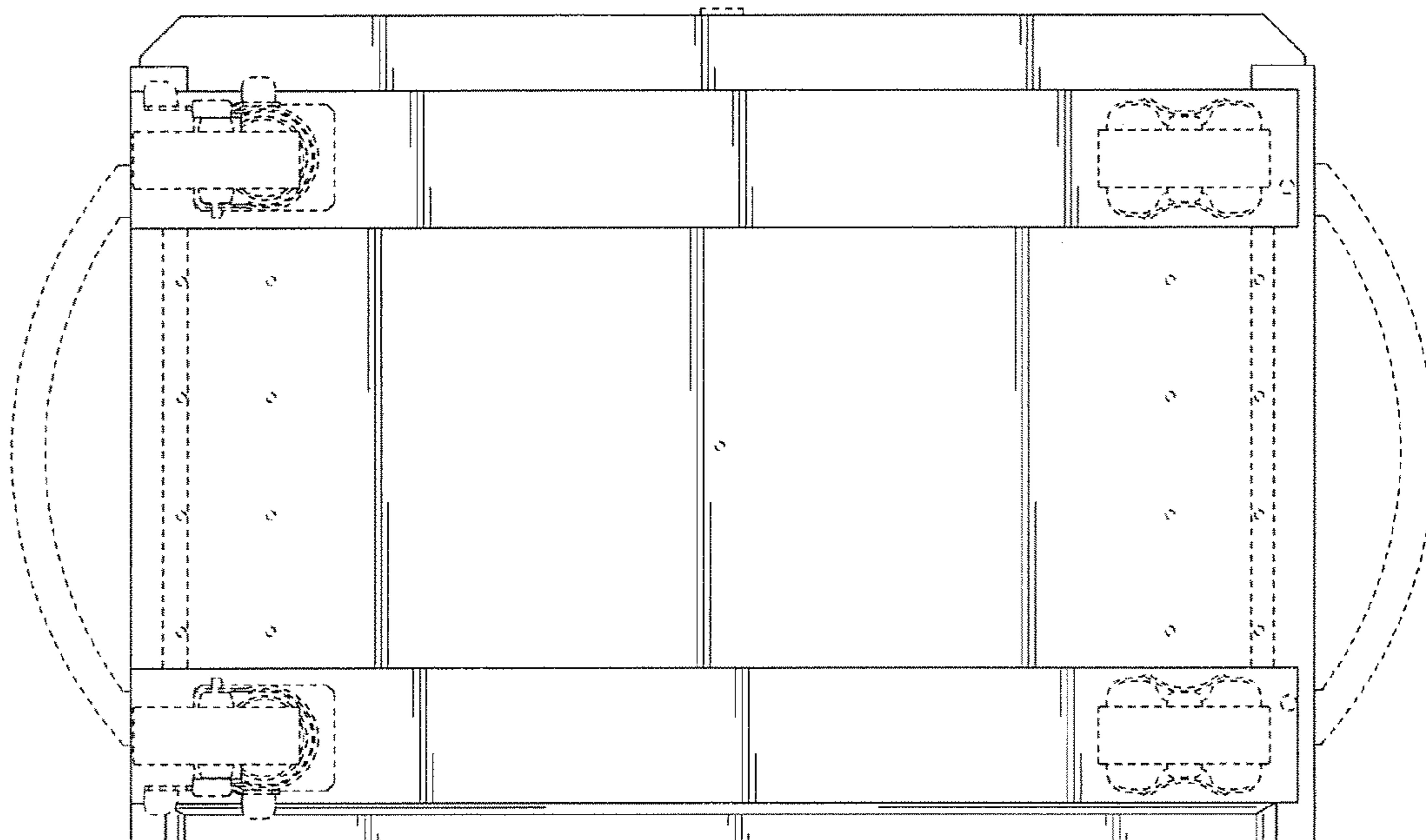


FIG. 7