



US00D588844S

(12) **United States Design Patent**  
**Tran**

(10) **Patent No.:** **US D588,844 S**  
(45) **Date of Patent:** **\*\* Mar. 24, 2009**

(54) **BASE FOR SPA FOOT BATH**

(76) Inventor: **Minh Sang Tran**, 145 Sheldon Drive,  
Cambridge Ontario (CA) N1R 5X5

(\*\*) Term: **14 Years**

(21) Appl. No.: **29/279,416**

(22) Filed: **Apr. 30, 2007**

(51) **LOC (9) Cl.** ..... **06-01**

(52) **U.S. Cl.** ..... **D6/495**

(58) **Field of Classification Search** ..... D6/335-338,  
D6/360-361, 367, 491, 495, 500-502; 297/188.01,  
297/423.19, 135, 180.15; D28/56, 61; 4/622;  
601/158

See application file for complete search history.

(56) **References Cited**

**U.S. PATENT DOCUMENTS**

D424,819	S *	5/2000	Galati et al.	.....	D6/336
D434,916	S *	12/2000	Galati et al.	.....	D6/336
D454,705	S *	3/2002	Long et al.	.....	D6/336
D455,017	S *	4/2002	Tran	.....	D6/336
D455,566	S *	4/2002	Park	.....	D6/336
D456,154	S *	4/2002	Huynh et al.	.....	D6/336
6,503,212	B2 *	1/2003	Park	.....	601/158
D498,599	S *	11/2004	Luong	.....	D6/336
D504,783	S *	5/2005	Park	.....	D6/336
D505,021	S *	5/2005	Kim	.....	D6/336
D520,761	S *	5/2006	Masuda	.....	D6/336
D562,575	S *	2/2008	Le	.....	D6/336
2004/0060108	A1 *	4/2004	Hoon Park	.....	4/622
2004/0261173	A1 *	12/2004	Chen	.....	4/622
2006/0242760	A1 *	11/2006	Chao	.....	4/622
2007/0226896	A1 *	10/2007	Fugate et al.	.....	4/622

**OTHER PUBLICATIONS**

Gulfstream Plastics, Ltd., La Fleur Spas Brochure, 6 sheets. 2005.

Gulfstream Plastics, Ltd., La Fleur Spas Brochure, 1 sheet. Aug. 2004.

Gulfstream Plastics, Ltd., La Rose Spas Brochure, 1 sheet. 2005.

Gulfstream Plastics, Ltd., Le Tulip Brochure, 2 sheets. 2005.

\* cited by examiner

*Primary Examiner*—Sandra Snapp

(74) *Attorney, Agent, or Firm*—Banner & Witcoff, Ltd.

(57) **CLAIM**

The ornamental design for a base for a spa foot bath, as shown and described.

**DESCRIPTION**

FIG. 1 is a front perspective view of a base for a spa foot bath showing my new design;

FIG. 2 is a rear perspective view thereof;

FIG. 3 is a top view thereof;

FIG. 4 is a left side view thereof; the right side view being a mirror image thereof;

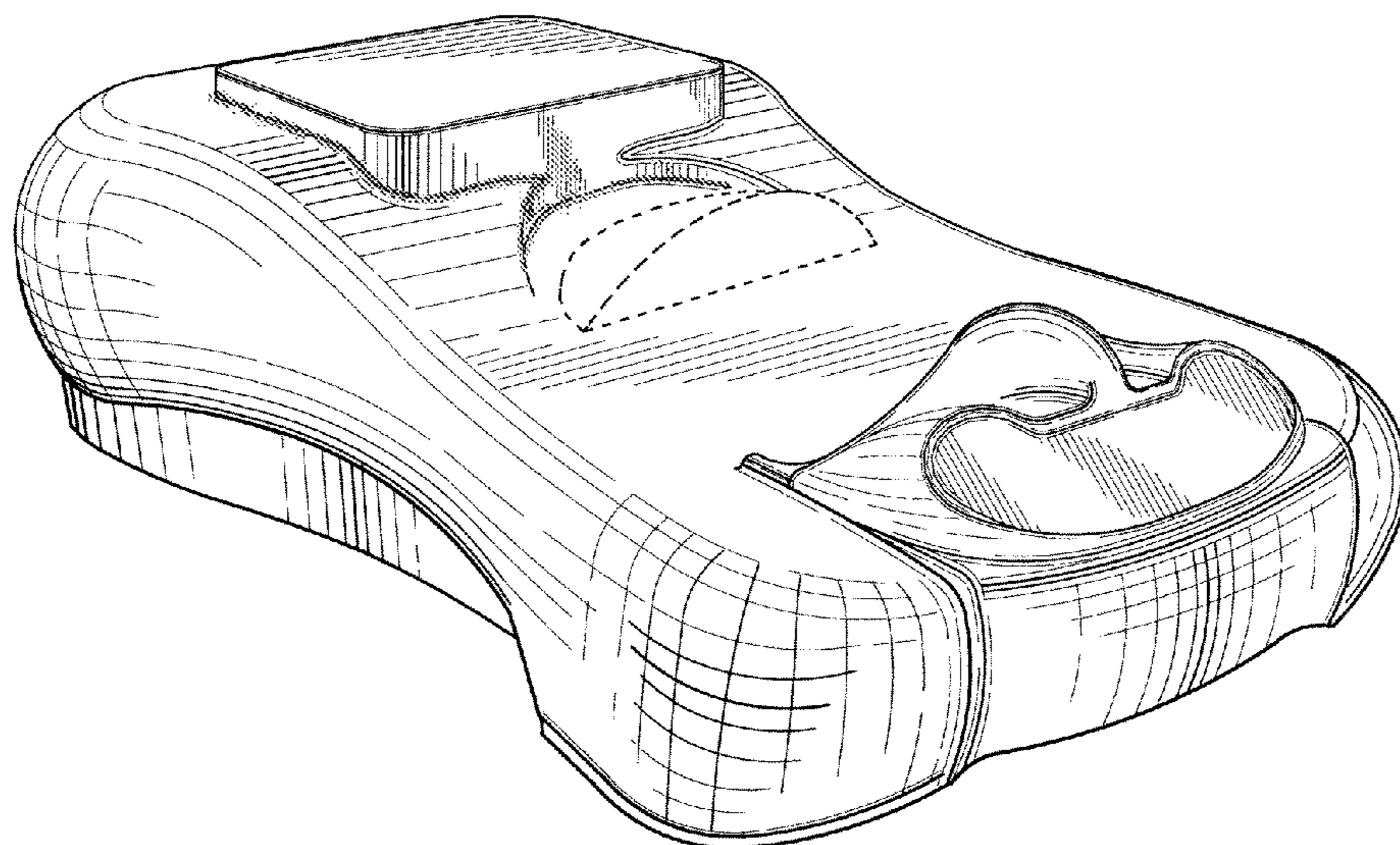
FIG. 5 is a front view thereof;

FIG. 6 is a rear view thereof; and,

FIG. 7 is a perspective view of the base shown with a disclaimed chair and disclaimed additional portions of a spa foot bath.

The broken line showing of a chair and the remainder of the spa foot bath in FIG. 7 and the domed region of the spa foot bath throughout the figures is for illustrative purposes only and forms no part of the claimed design. The unshown bottom of the base forms no part of the claimed design.

**1 Claim, 6 Drawing Sheets**



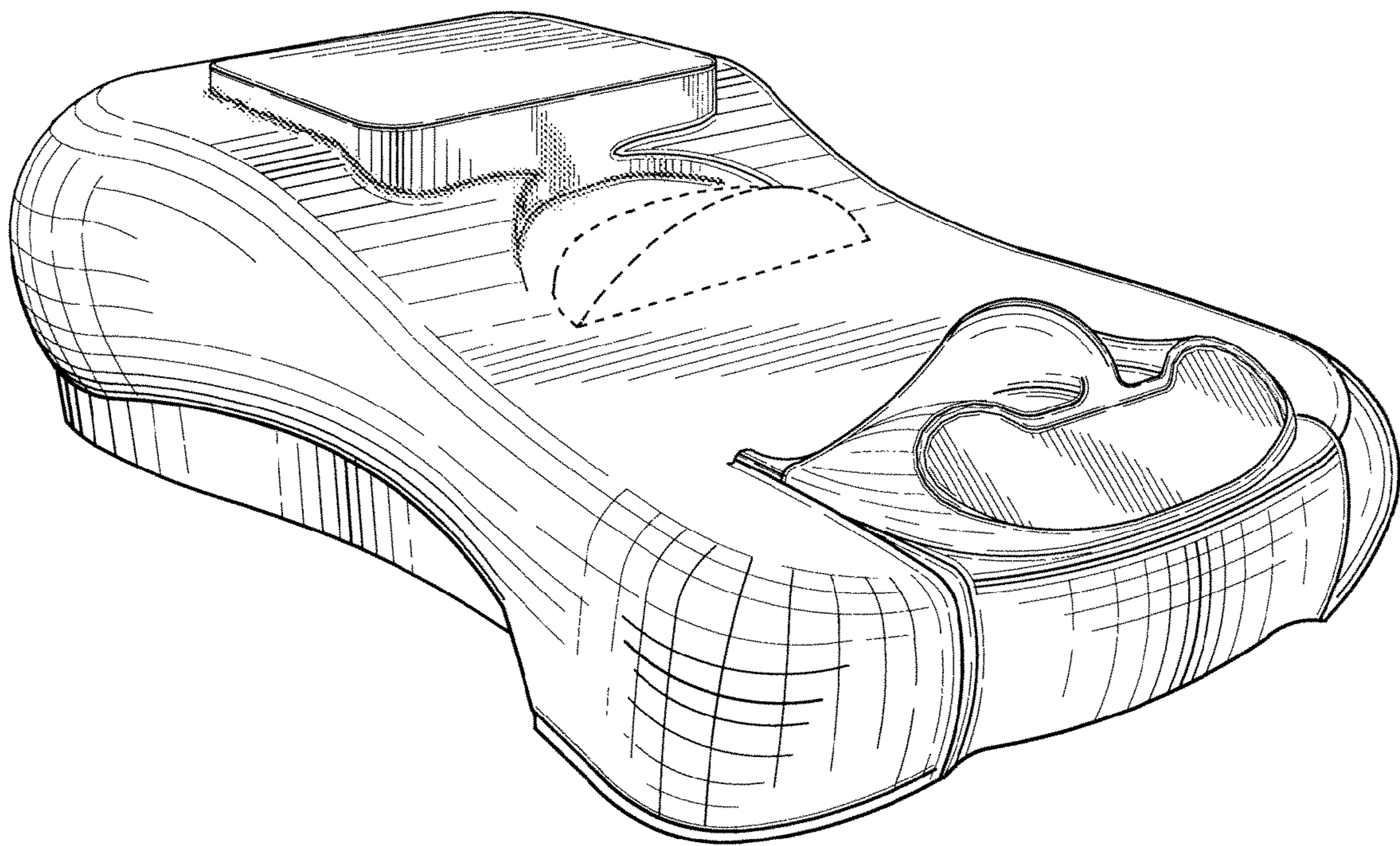


FIG. 1



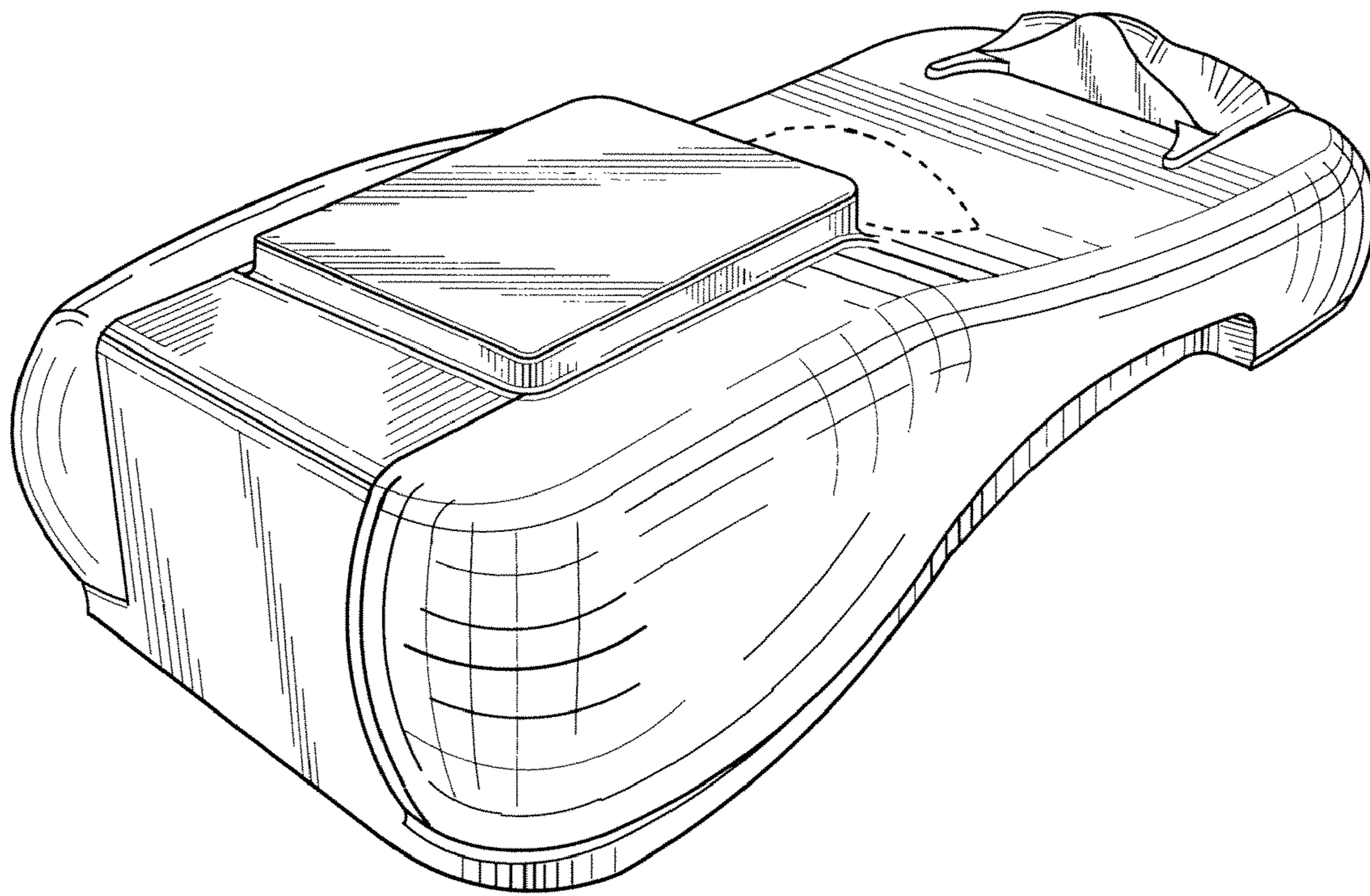


FIG.2

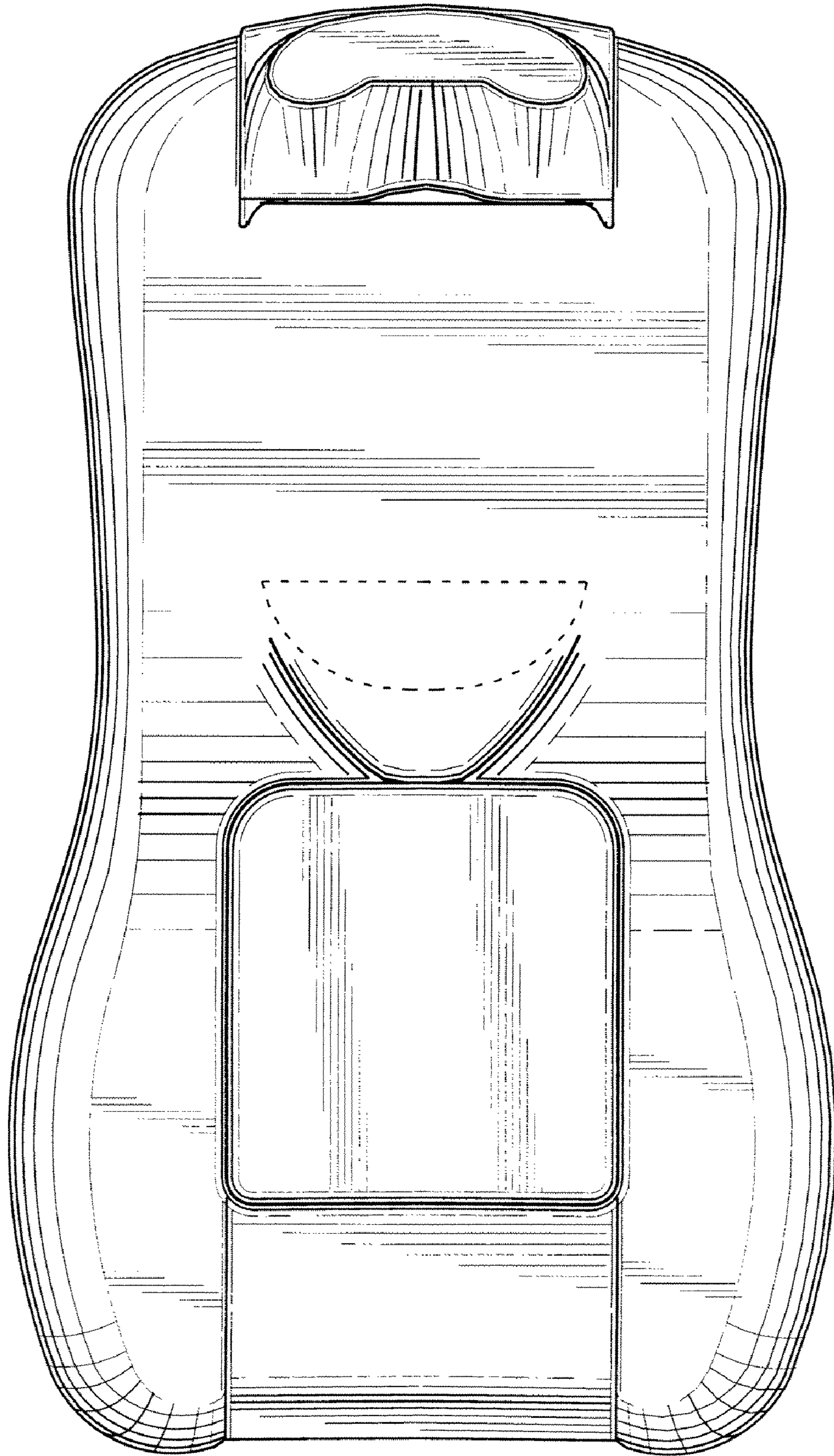


FIG.3

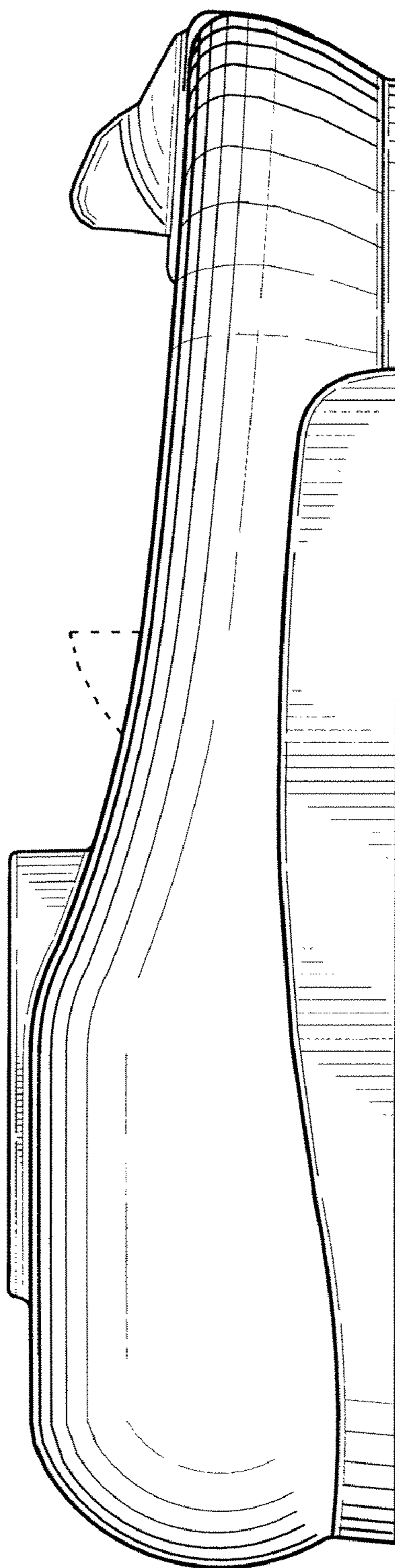


FIG.4



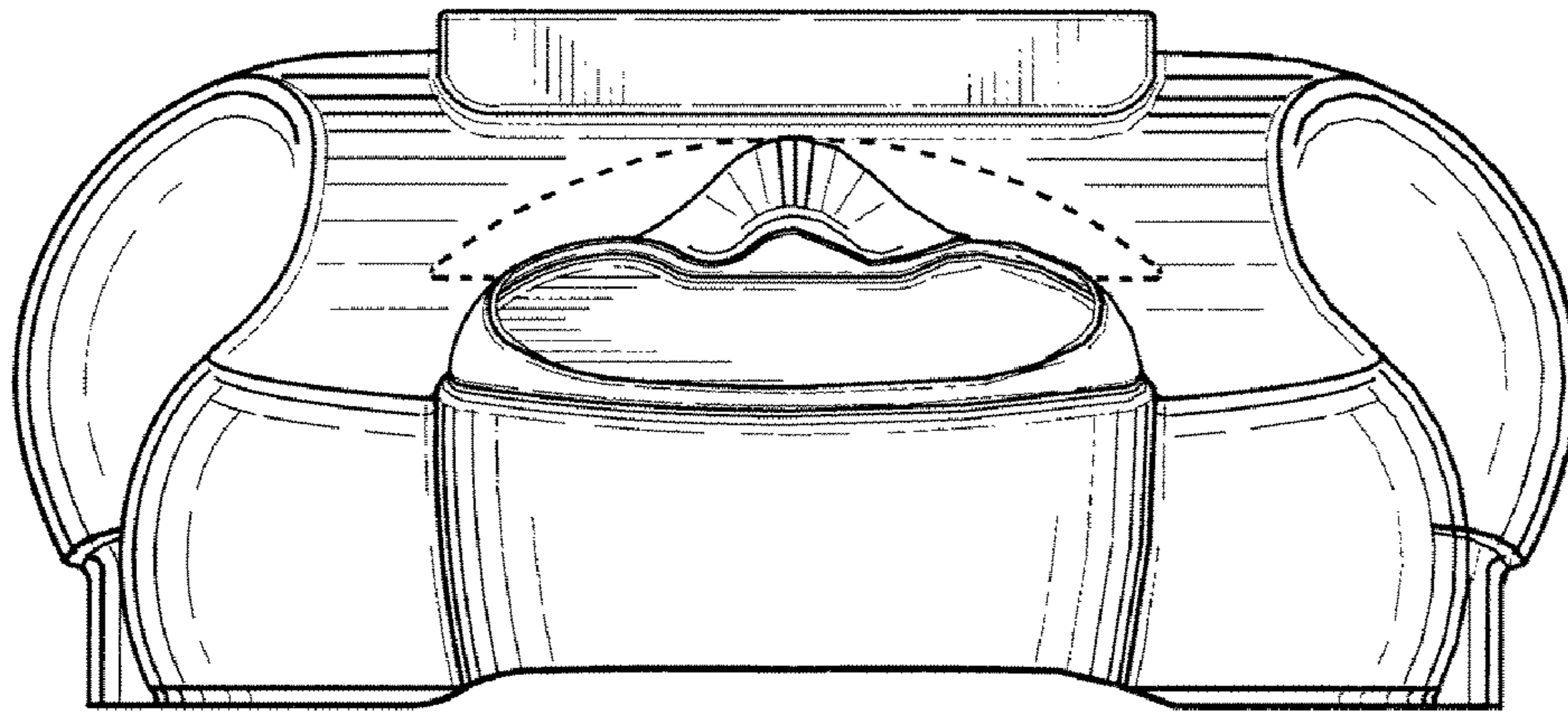


FIG. 5

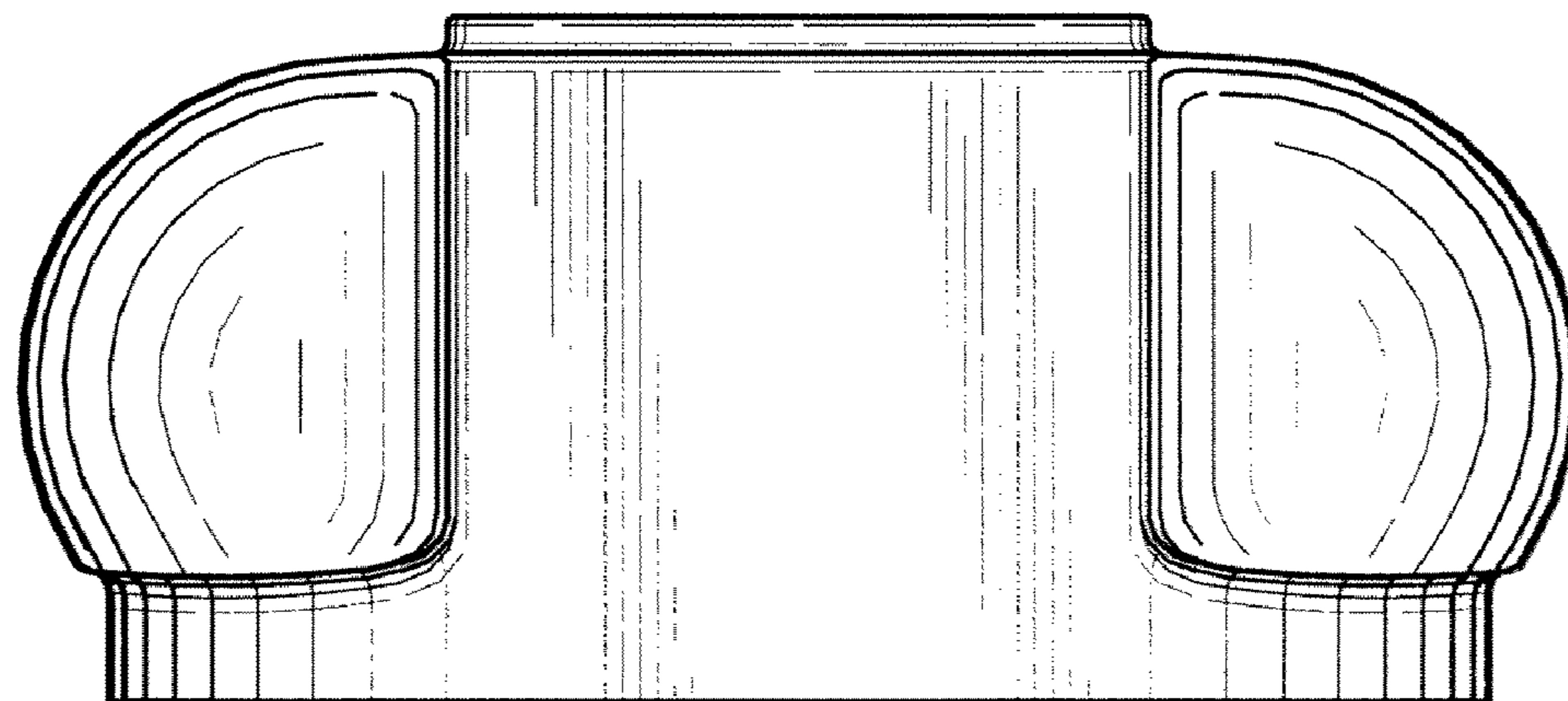


FIG. 6

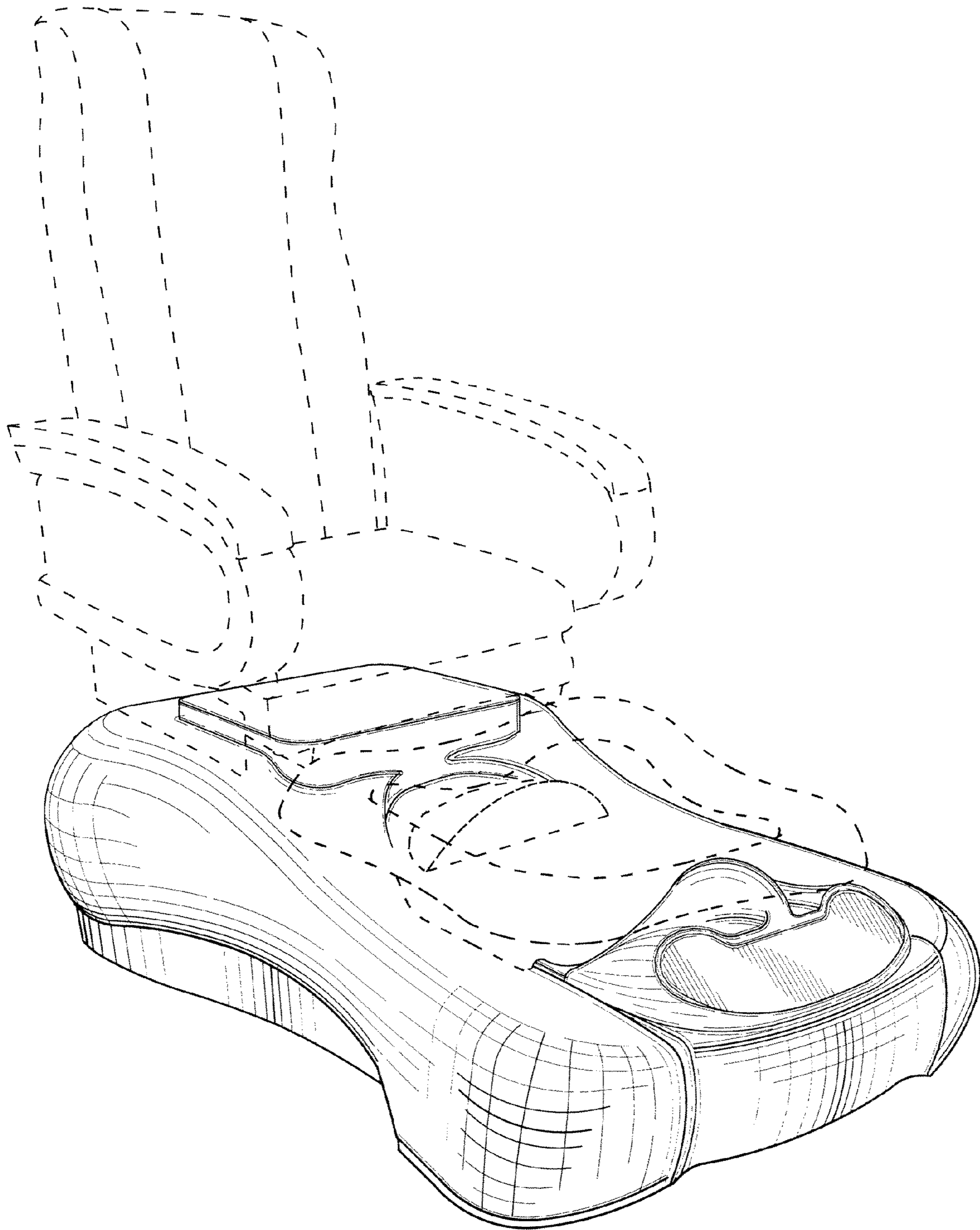


FIG.7