



US00D588838S

(12) **United States Design Patent**
Helle

(10) **Patent No.:** **US D588,838 S**

(45) **Date of Patent:** **** Mar. 24, 2009**

(54) **SHELF UNIT**

(76) Inventor: **Adne Helle**, Dusavikveien 192,
Stavanger (NO) N-4029

(**) Term: **14 Years**

(21) Appl. No.: **29/304,995**

(22) Filed: **Mar. 11, 2008**

(51) **LOC (9) Cl.** **06-04**

(52) **U.S. Cl.** **D6/449**

(58) **Field of Classification Search** D6/477-479,
D6/407, 629, 630, 449, 465; 108/1, 3, 59,
108/93-96, 60, 147.11, 147.17; 211/85.3,
211/34, 36, 42, 50; 312/9.1, 9.47, 9.48, 9.52-9.54
See application file for complete search history.

(56) **References Cited**

U.S. PATENT DOCUMENTS

| | | | | | |
|-----------|-----|---------|------------------|-------|---------|
| 3,885,668 | A * | 5/1975 | McClain | | 312/240 |
| D239,902 | S * | 5/1976 | Goulder | | D6/474 |
| 4,162,113 | A * | 7/1979 | Pallavicini | | 312/199 |
| 4,254,875 | A * | 3/1981 | Varhelyi | | 209/547 |
| D283,184 | S * | 4/1986 | Saporiti | | D6/436 |
| 5,083,844 | A * | 1/1992 | Gruenberg et al. | | 312/140 |
| D364,055 | S * | 11/1995 | Pakla | | D6/477 |
| D374,359 | S * | 10/1996 | Liu | | D6/479 |
| D458,054 | S * | 6/2002 | Lin | | D6/479 |

| | | | | | |
|-----------|------|---------|-------------------|-------|----------|
| D465,348 | S * | 11/2002 | Lucatello | | D6/396 |
| D479,925 | S * | 9/2003 | Hsieh et al. | | D6/479 |
| D483,205 | S * | 12/2003 | Cunningham et al. | | D6/478 |
| D492,138 | S * | 6/2004 | Dardashti | | D6/479 |
| 6,962,259 | B2 * | 11/2005 | Hu | | 211/1.51 |
| 7,025,217 | B2 * | 4/2006 | Crown et al. | | 211/187 |
| 7,337,729 | B2 * | 3/2008 | Briosi | | 108/107 |

* cited by examiner

Primary Examiner—Elizabeth A Albert

Assistant Examiner—Kelley A Donnelly

(74) *Attorney, Agent, or Firm*—Andrus, Scales, Starke &
Sawall, LLP

(57) **CLAIM**

I claim the ornamental design for a shelf unit, as shown and described.

DESCRIPTION

FIG. 1 is a front view of a shelf unit showing my new design.

FIG. 2 is a top view thereof;

FIG. 3 is a bottom view thereof;

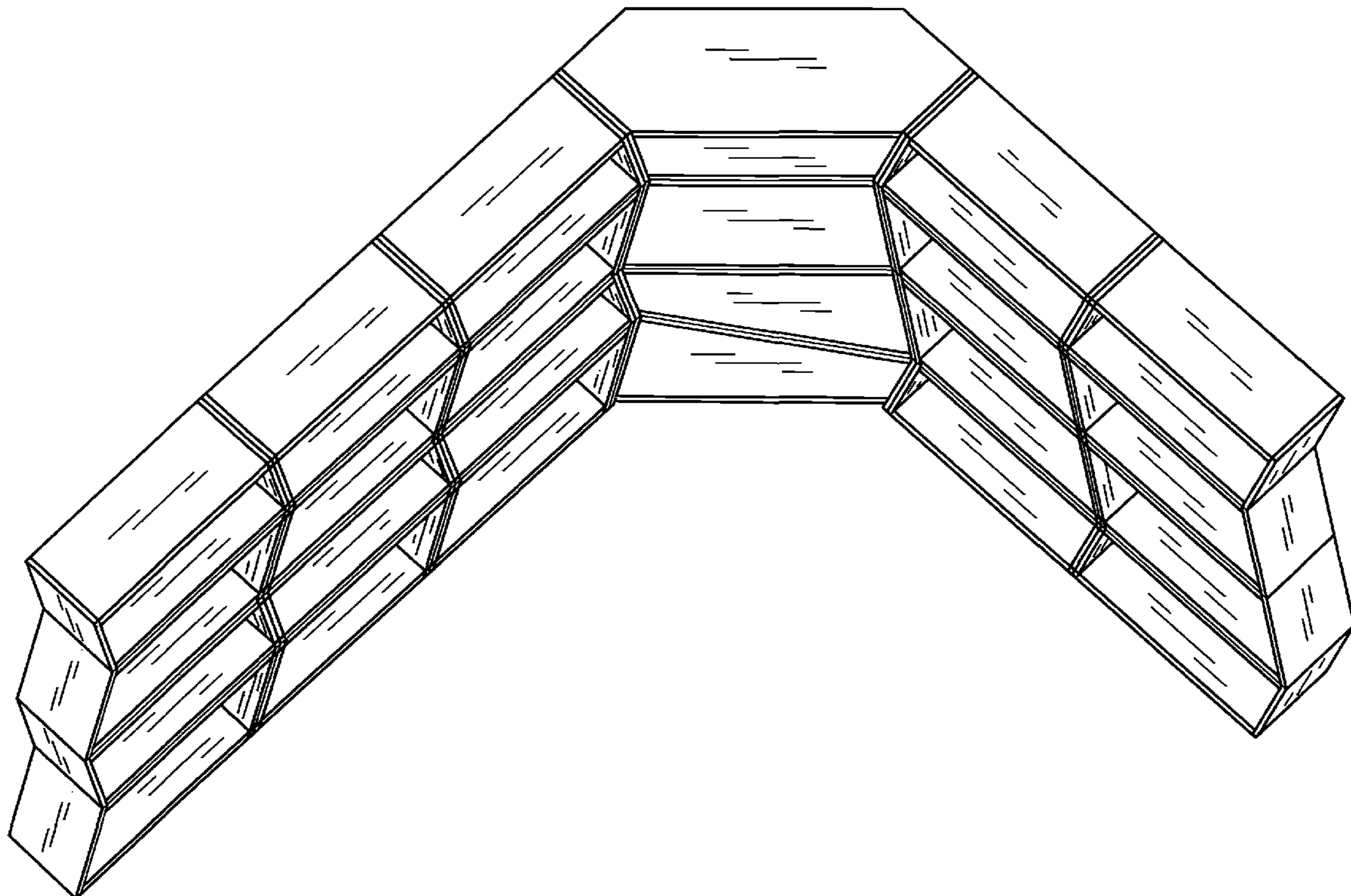
FIG. 4 is a left side view thereof;

FIG. 5 top front perspective view thereof;

FIG. 6 is a left-top front perspective view thereof; and,

FIG. 7 is a top-front perspective view thereof.

1 Claim, 7 Drawing Sheets



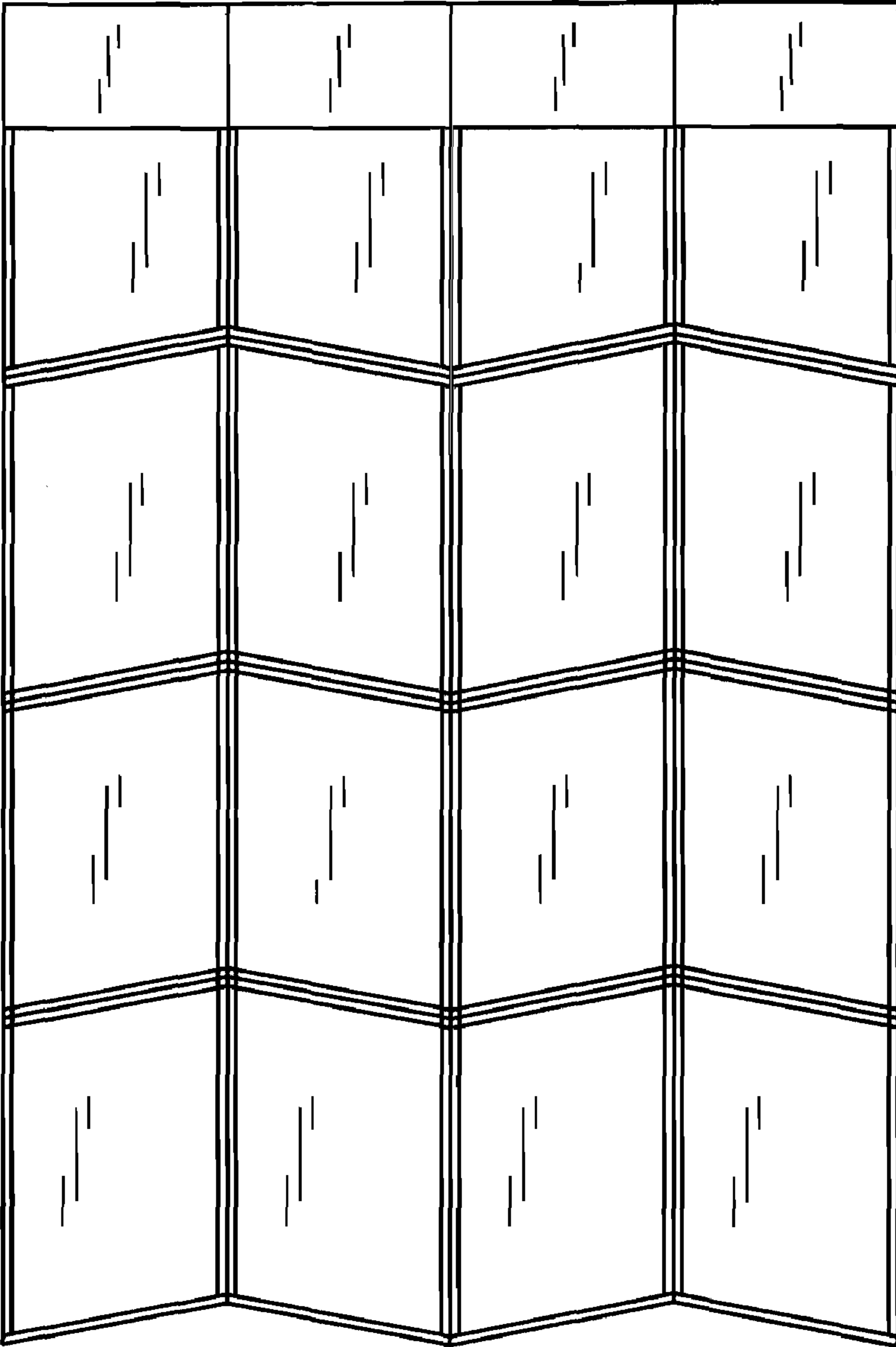


FIG. 1

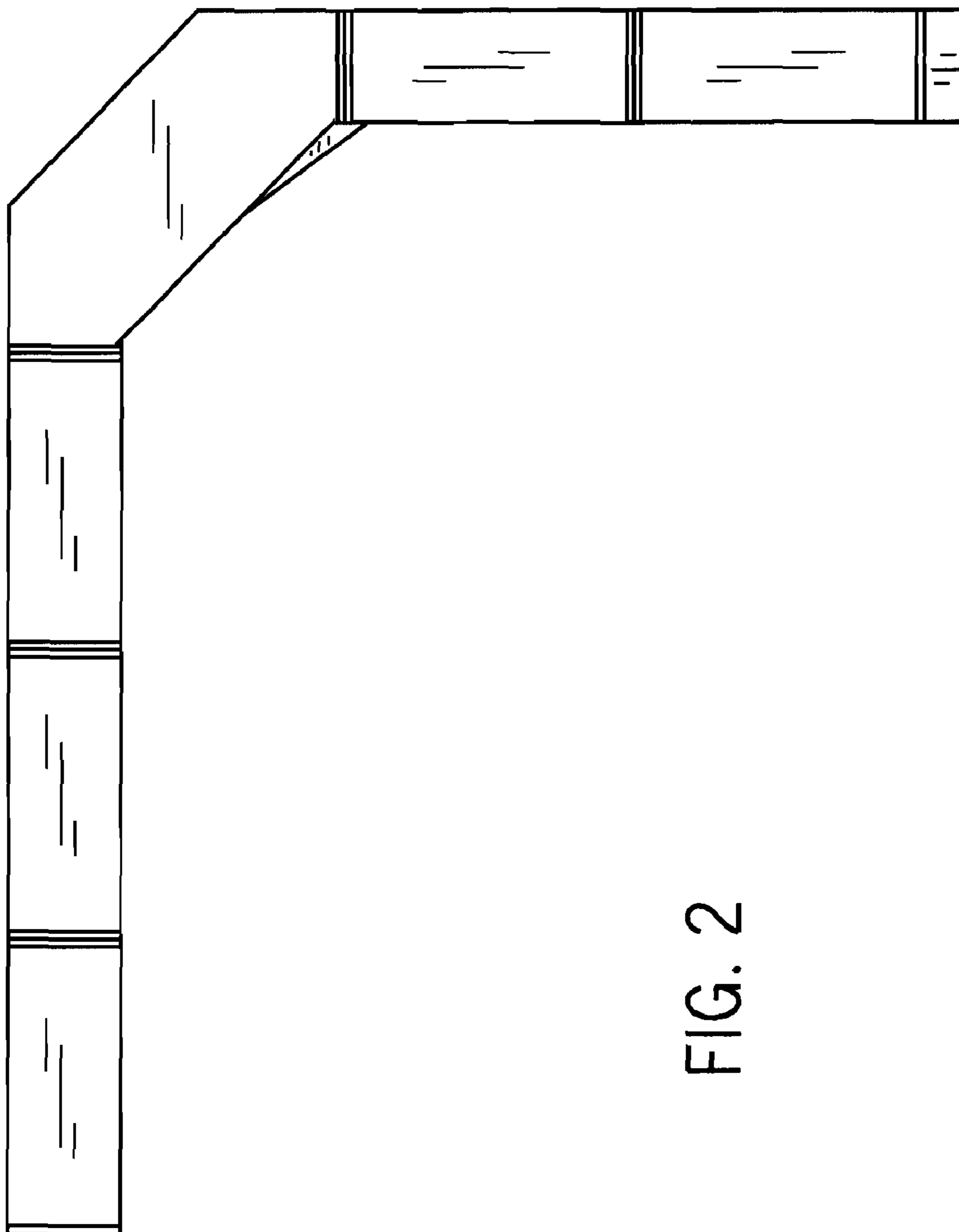


FIG. 2

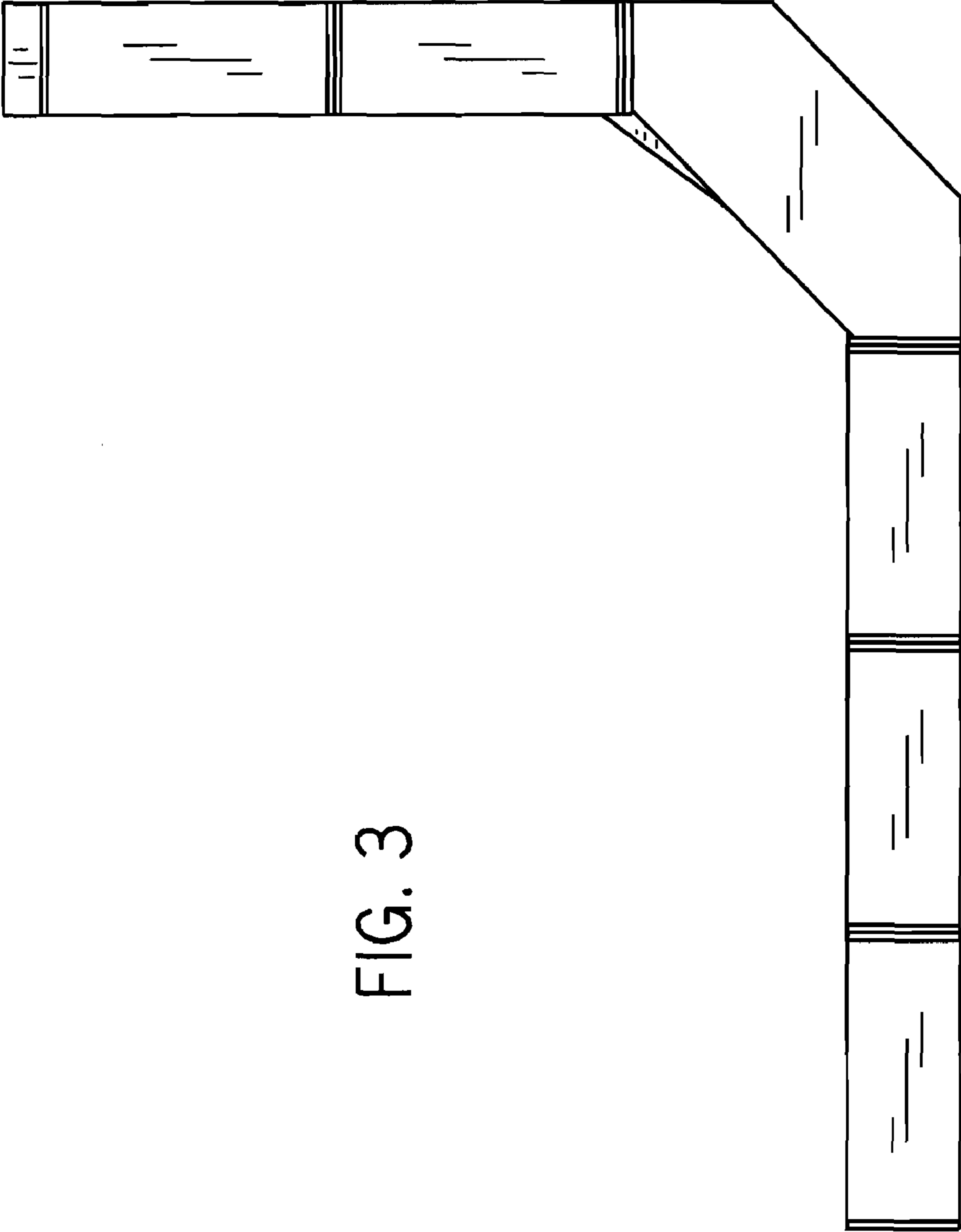


FIG. 3

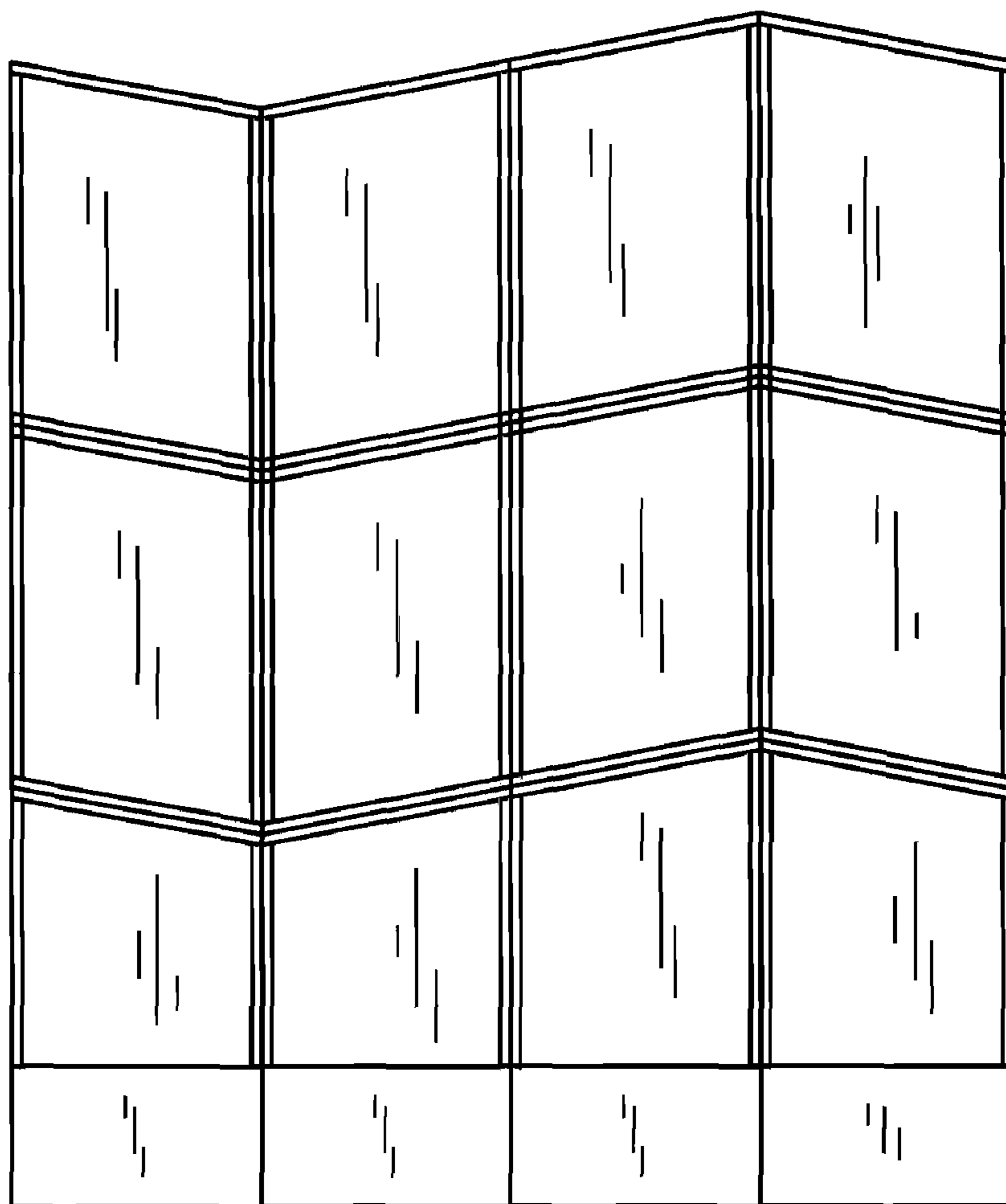


FIG. 4




FIG. 5




FIG. 6

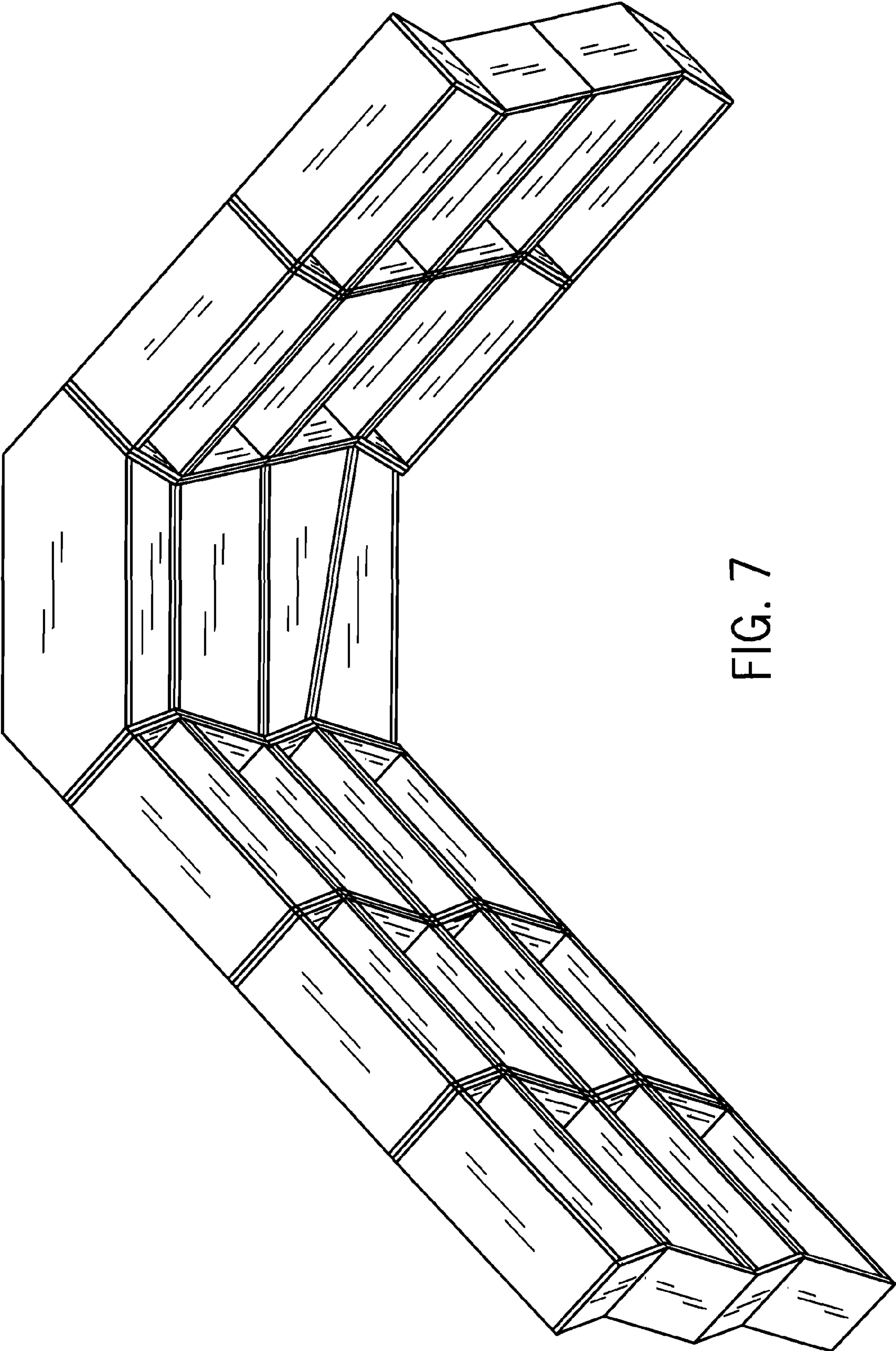


FIG. 7