



US00D588822S

(12) **United States Design Patent**
Wang

(10) **Patent No.:** **US D588,822 S**
(45) **Date of Patent:** **** Mar. 24, 2009**

(54) **SYNTHETIC WICKER**

(75) Inventor: **Oliver Wang**, Millbrae, CA (US)

(73) Assignee: **Agio International, Company, Ltd.**,
East Kowloon (HK)

(**) Term: **14 Years**

(21) Appl. No.: **29/288,324**

(22) Filed: **Jun. 7, 2007**

(51) **LOC (9) Cl.** **05-99**

(52) **U.S. Cl.** **D5/99**

(58) **Field of Classification Search** D5/47,
D5/50, 99; D25/11; 297/451.9, 452.63,
297/452.64; D1/126; D6/369; 57/248, 253;
264/176.1, 177.1, 177.13, 177.15; 428/15,
428/17, 116, 373, 397; D7/339; 52/101;
623/23.72

See application file for complete search history.

(56) **References Cited**

U.S. PATENT DOCUMENTS

- 2,152,826 A 4/1939 Spencer
- 3,023,483 A 3/1962 Steiner
- 4,041,689 A 8/1977 Duncan et al.
- 4,073,988 A 2/1978 Nishida et al.
- 4,216,264 A 8/1980 Naruse et al.
- 4,420,534 A 12/1983 Matsui et al.
- D314,438 S * 2/1991 Meyers D25/11
- 5,704,690 A 1/1998 Schwartz
- D395,171 S 6/1998 Schwartz
- 5,845,970 A 12/1998 Schwartz
- D409,001 S 5/1999 Schwartz
- 6,004,673 A 12/1999 Nishijima
- 6,174,602 B1 1/2001 Matsui et al.
- 6,179,382 B1 1/2001 Schwartz
- 6,444,312 B1 9/2002 Dugan
- D474,614 S * 5/2003 Schwartz D5/99

- D474,641 S * 5/2003 Koopman D7/339
- 6,725,640 B2 4/2004 Schwartz
- 6,848,248 B2 2/2005 Schwartz
- D521,252 S 5/2006 Hou
- 7,076,939 B2 7/2006 Schwartz
- 7,089,725 B2 8/2006 Schwartz
- D535,108 S * 1/2007 Ping Sheng D5/99
- D536,537 S * 2/2007 Ping Sheng D5/99
- D536,538 S * 2/2007 Ping Sheng D5/99
- 7,175,235 B2 2/2007 Schwartz
- D539,550 S * 4/2007 Ping Sheng D5/99
- D564,240 S * 3/2008 Poo D5/99

(Continued)

FOREIGN PATENT DOCUMENTS

- CA 2213951 8/2002
- CN 1179932 A 2/2004
- CN 1673449 A 11/2004
- CN 2791078 Y 11/2004
- CN 2804137 Y 11/2004
- EP 1533407 A2 10/2004
- JP 60-045610 3/1985

Primary Examiner—Robert M Spear

Assistant Examiner—Barbara B Lohr

(74) *Attorney, Agent, or Firm*—Williams Mullen; M. Bruce Harper

(57) **CLAIM**

The ornamental design for a synthetic wicker, as shown.

DESCRIPTION

FIG. 1 is a bottom view;

FIG. 2 is a front view;

FIG. 3 is a top view;

FIG. 4 is a back view; and,

FIG. 5 is an end view.

1 Claim, 2 Drawing Sheets



US D588,822 S

Page 2

U.S. PATENT DOCUMENTS

2005/0103396	A1	5/2005	Schwartz	2006/0116041	A1	6/2006	Hou
2005/0106966	A1	5/2005	Schwartz	2007/0113956	A1	5/2007	Schwartz et al.
2005/0106974	A1	5/2005	Schwartz	2008/0238176	A1*	10/2008	Wang 297/451.9
2005/0106975	A1	5/2005	Schwartz	2008/0292842	A1*	11/2008	Zuberi et al. 428/116
2005/0191923	A1	9/2005	Schwartz	2008/0300691	A1*	12/2008	Romero-Ortega et al. 623/23.72
2006/0021668	A1	2/2006	Schwartz et al.	2009/0000216	A1*	1/2009	Kane et al. 52/101
2006/0099867	A1	5/2006	Schwartz et al.				

* cited by examiner

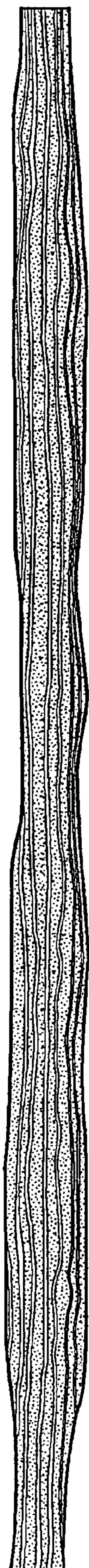


FIG. 1




FIG. 2

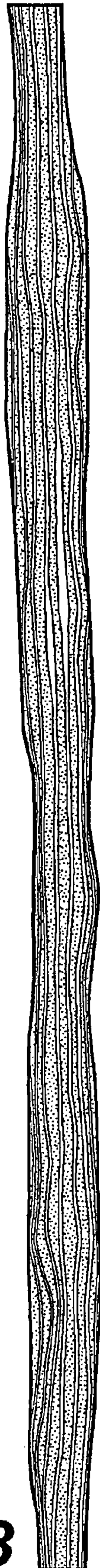


FIG. 3

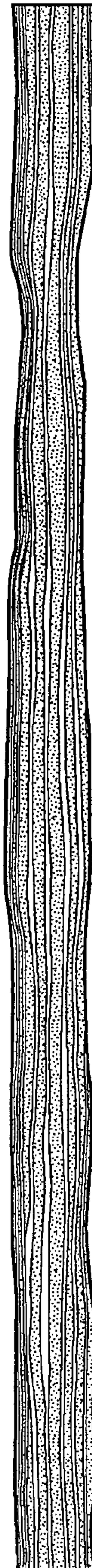


FIG. 4

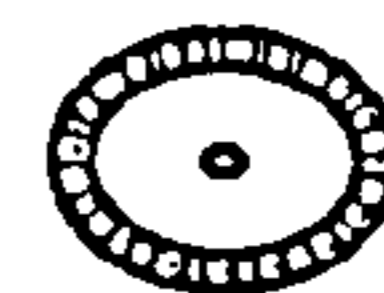


FIG. 5