



US00D588813S

(12) **United States Design Patent**
McFall

(10) **Patent No.:** **US D588,813 S**
(45) **Date of Patent:** **** Mar. 24, 2009**

(54) **TRANSPARENT TRAVEL BAG**

(57) **CLAIM**

(76) **Inventor:** **Danielle McFall**, 23 Reeve Pl., #2,
Brooklyn, NY (US) 11218

The ornamental design for a transparent travel bag, as shown
and described.

(**) **Term:** **14 Years**

DESCRIPTION

(21) **Appl. No.:** **29/304,662**

(22) **Filed:** **Mar. 5, 2008**

(51) **LOC (9) Cl.** **03-01**

(52) **U.S. Cl.** **D3/303**

(58) **Field of Classification Search** D3/201,
D3/226, 232-233, 245-246, 303, 318, 227,
D3/243, 273, 284-287, 205, 274, 230, 299-301,
D3/901; 190/100, 115, 903; 150/100, 107;
383/210; D9/705, 707

See application file for complete search history.

FIG. 1 is a perspective view of the transparent travel bag
showing my new design;

FIG. 2 is a front view thereof;

FIG. 3 is a top view thereof;

FIG. 4 is a bottom view thereof;

FIG. 5 is a back view thereof;

FIG. 6 is a left side view thereof, the right side view being a
mirror image thereof;

FIG. 7 is a perspective view of the transparent travel bag of
FIG. 1, shown in a folded configuration;

FIG. 8 is a front view thereof;

FIG. 9 is a top view thereof;

FIG. 10 is a bottom view thereof;

FIG. 11 is a back view thereof; and,

FIG. 12 is a left side view thereof, the right side view being a
mirror image thereof.

The broken line showing of a zipper and clasp is included for
the purpose of showing environmental portions of the trans-
parent travel bag and forms no part of the claimed design.

(56) **References Cited**

U.S. PATENT DOCUMENTS

3,120,336	A *	2/1964	Whatley, Jr.	383/210
D344,015	S *	2/1994	Jacobson	D9/707
D344,407	S *	2/1994	Derrickson	D3/303
D471,436	S *	3/2003	Marieton et al.	D9/705
D483,181	S *	12/2003	Evans	D3/318

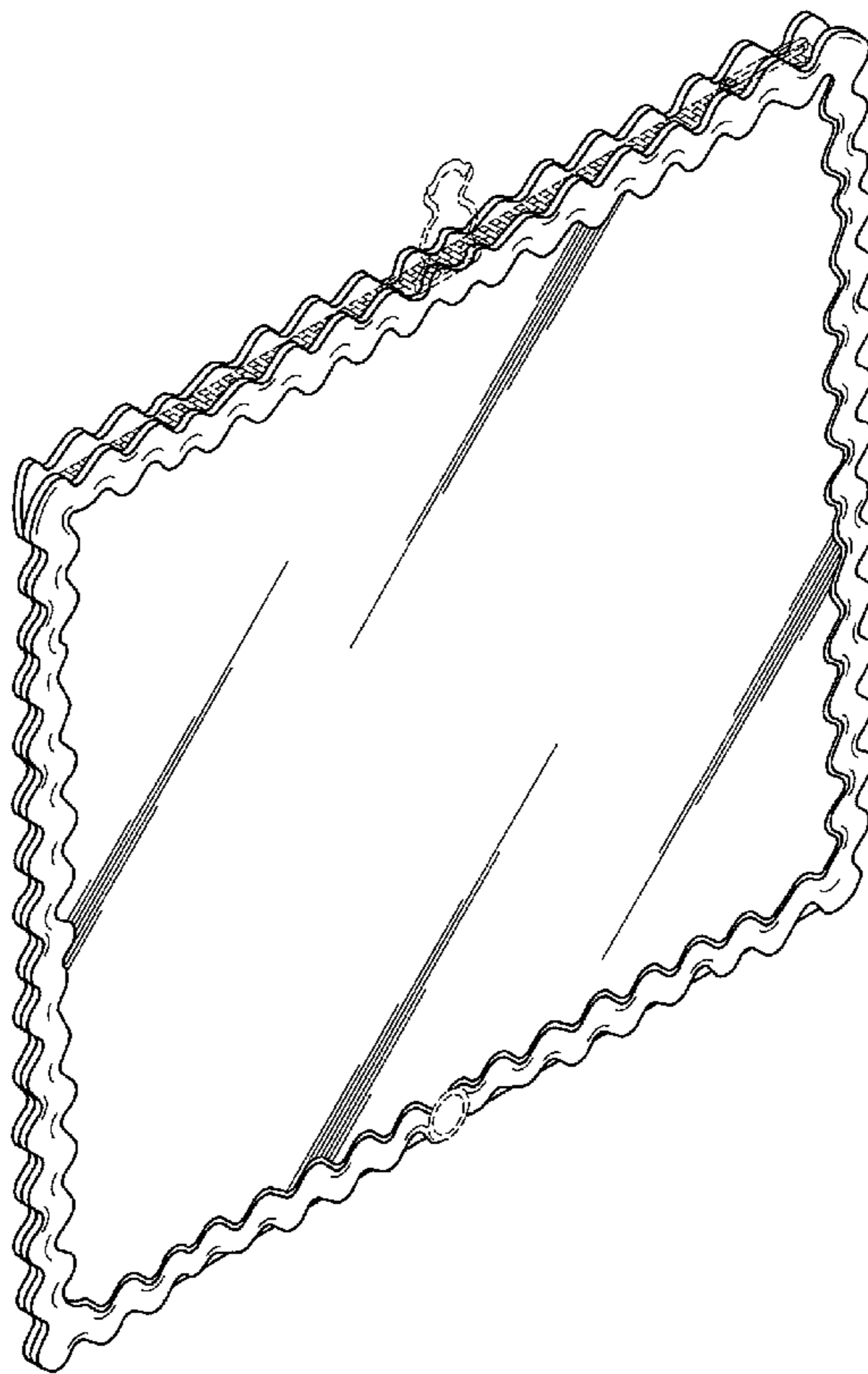
* cited by examiner

Primary Examiner—T. Chase Nelson

Assistant Examiner—Kathleen M Sims

(74) *Attorney, Agent, or Firm*—Lathrop & Gage LLP

1 Claim, 6 Drawing Sheets



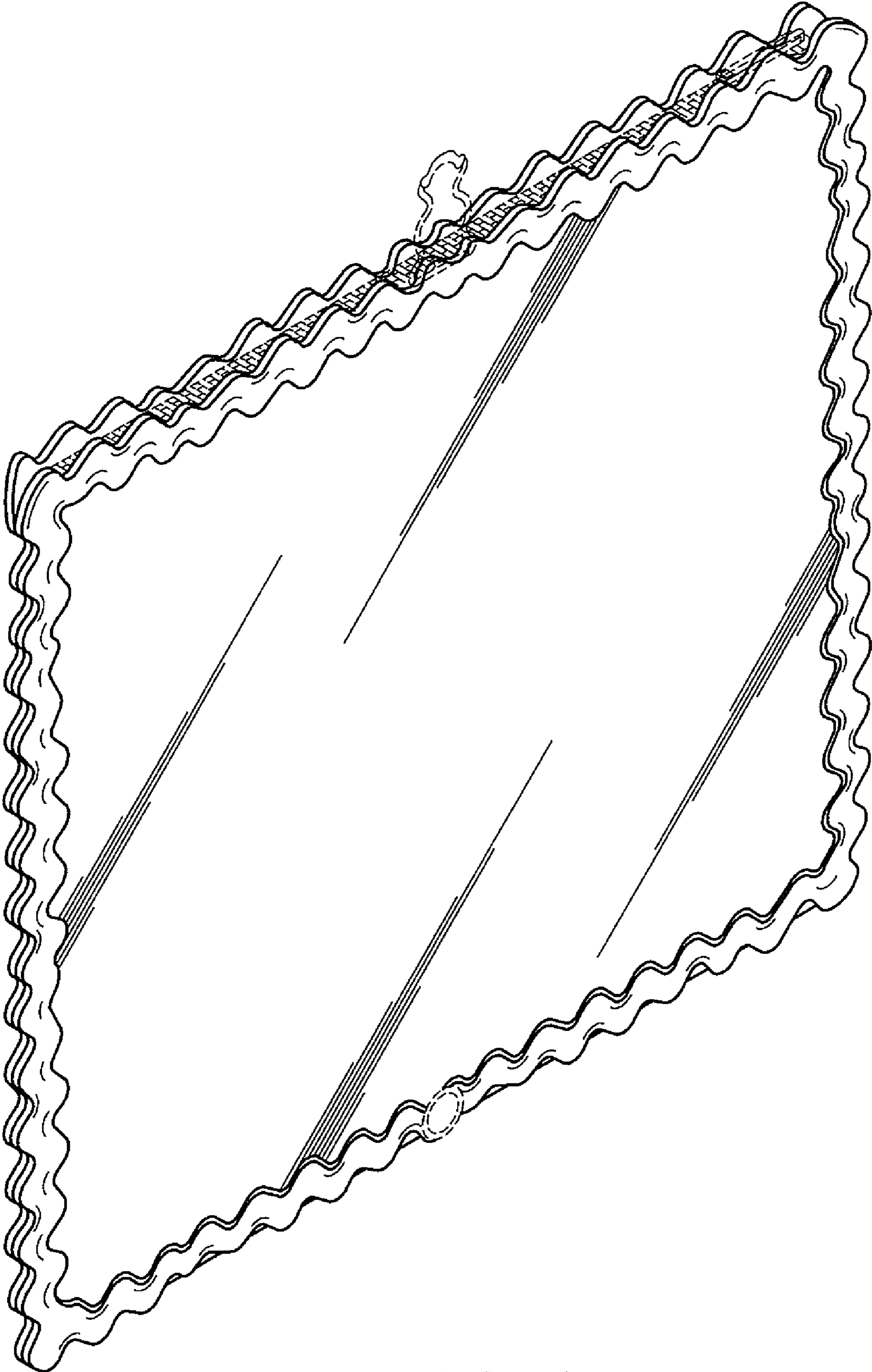


FIG. 1




FIG. 2



FIG. 3



FIG. 4




FIG. 5



FIG. 6

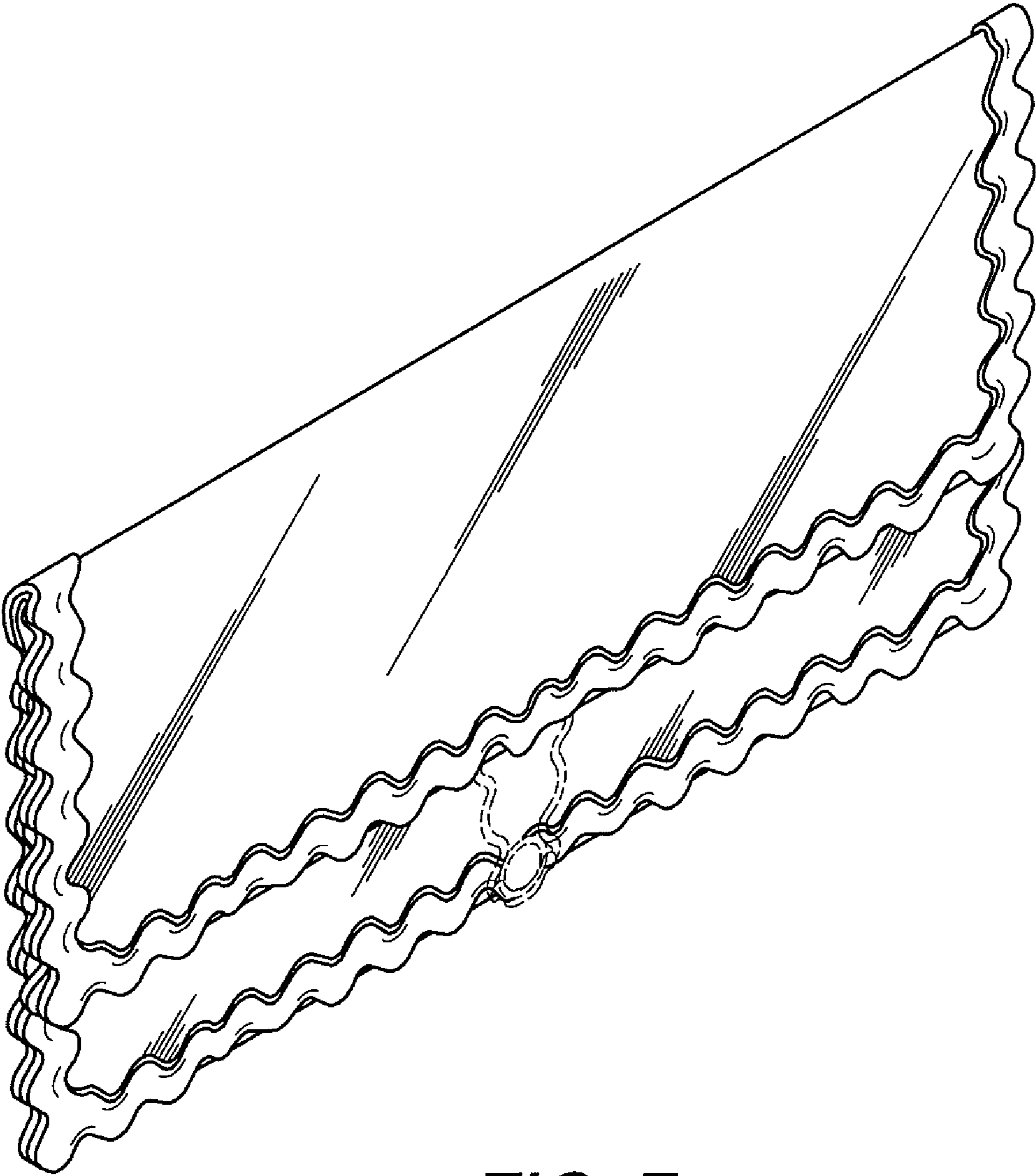


FIG. 7

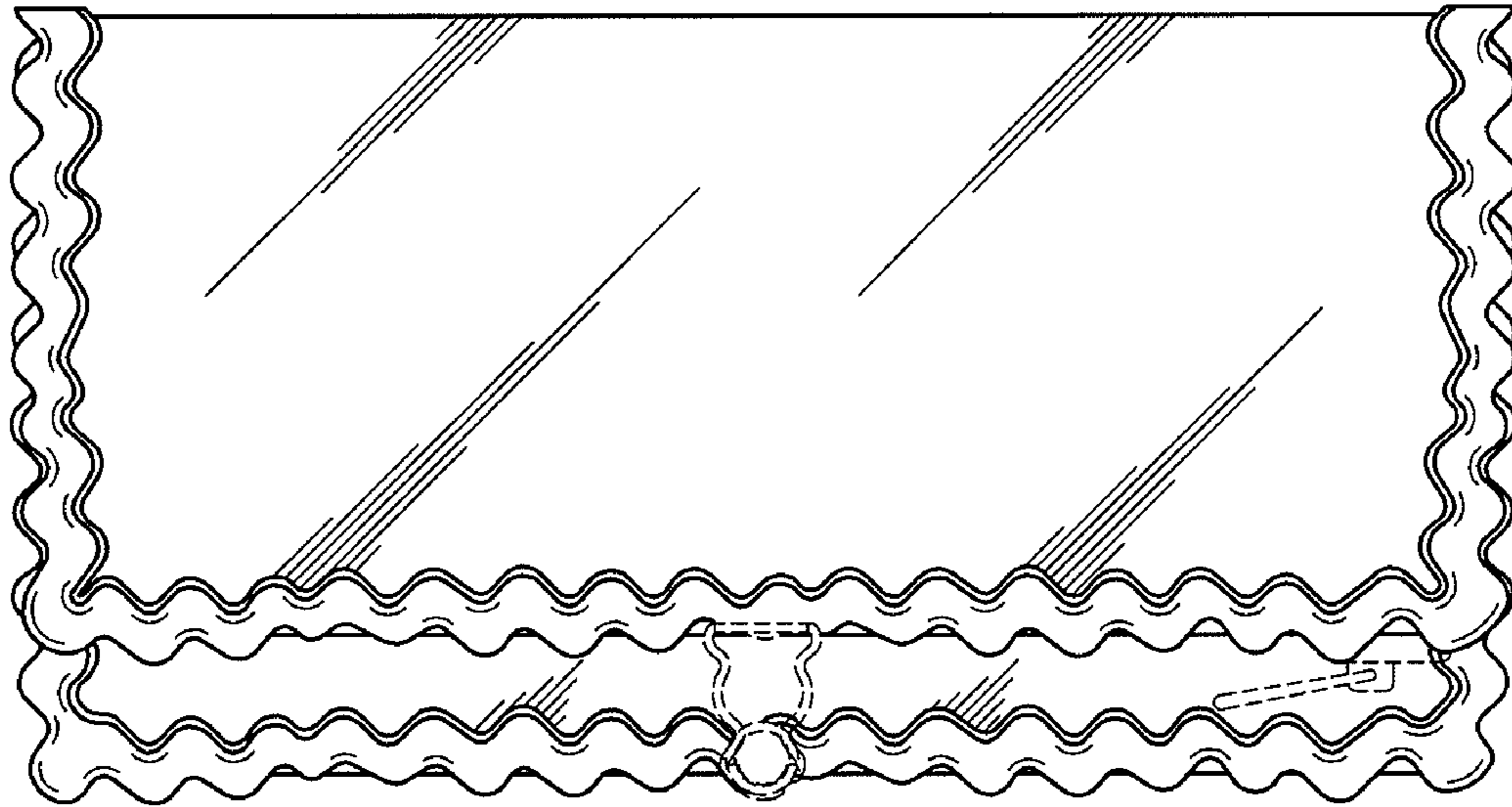


FIG. 8




FIG. 9



FIG. 10

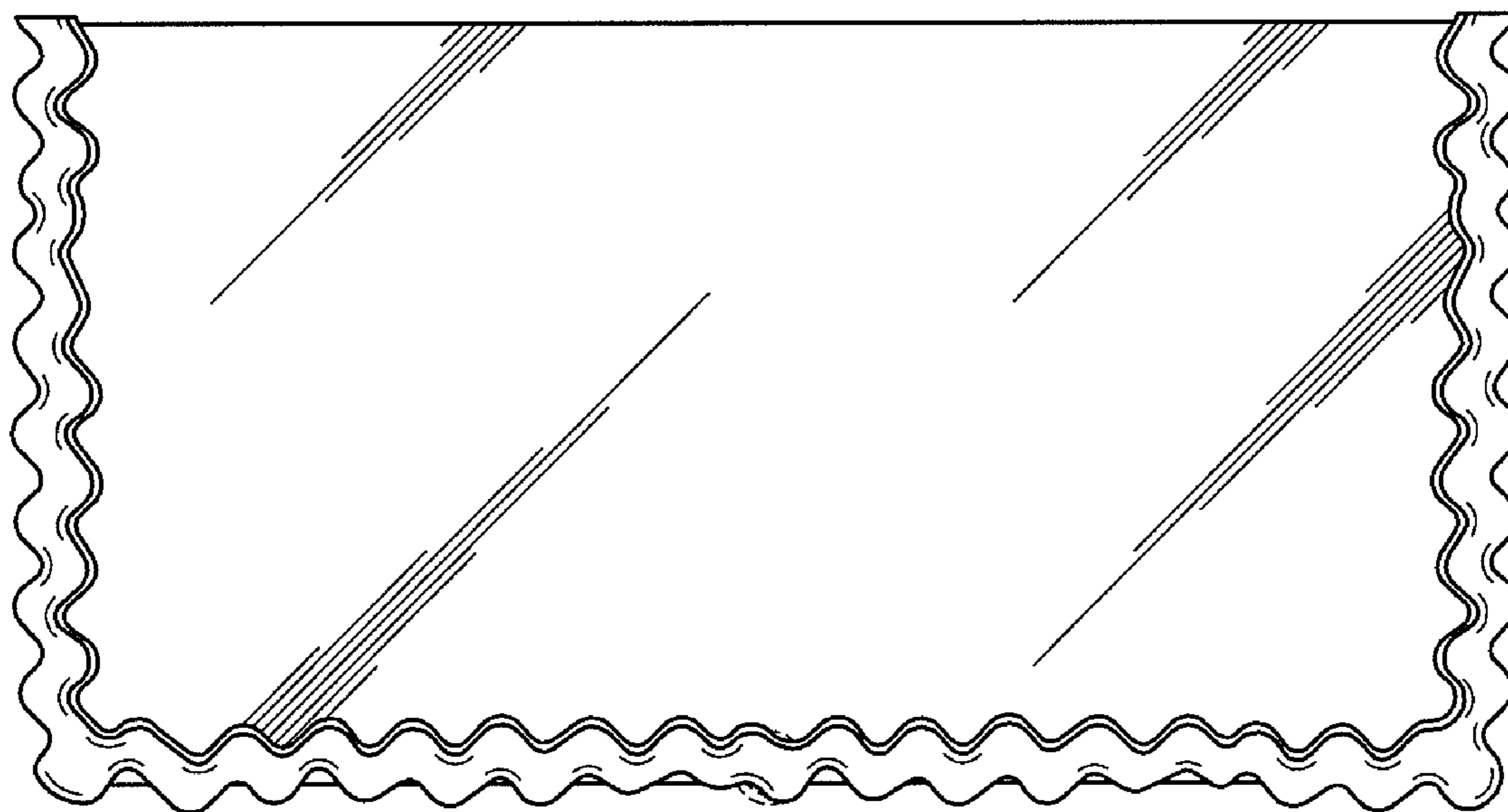


FIG. 11



FIG. 12