



US00D588807S

(12) **United States Design Patent**
Azman et al.

(10) **Patent No.:** **US D588,807 S**
(45) **Date of Patent:** **** Mar. 24, 2009**

(54) **ACCESSORY SIMULATIVE OF AN AIRPLANE**

(75) Inventors: **Bari Azman**, Woodmere, NY (US);
Joshua White, Passaic, NJ (US)

(73) Assignee: **IDT Venture Capital Corporation**,
Newark, NJ (US)

(**) Term: **14 Years**

(21) Appl. No.: **29/290,696**

(22) Filed: **Jan. 4, 2008**

(51) **LOC (9) Cl.** **03-01**

(52) **U.S. Cl.** **D3/271.11**; D9/673; D19/80;
D21/448

(58) **Field of Classification Search** D3/21,
D3/211, 234, 238, 248, 271.1, 271.11, 271.12;
D4/107, 124; D6/316, 345, 351, 358, 388,
D6/434, 450, 497, 539, 563, 597; D7/506,
D7/515, 539, 543, 301, 302, 593, 594, 599,
D7/604, 606, 613, 628, 634, 636, 651, 655;
D8/305; D9/673, 674; D10/6, 12, 54; D11/30,
D11/44, 72, 81, 163, 204, 217, 219, 223,
D11/232, 238; D14/403, 189, 207; D16/201;
D19/42, 65, 68, 69, 75, 77, 80, 81, 82, 86,
D19/90, 92, 94, 97; D20/35; D21/386, 447,
D21/448; D12/319, 323, 331, 336, 341-343;
D26/4, 7, 47, 57, 73, 97, 125, 147, 156; D27/121,
D27/148, 178, 188, 192; D28/67, 79; D99/28,
D99/30, 42

See application file for complete search history.

(56) **References Cited**

U.S. PATENT DOCUMENTS

D138,778 S * 9/1944 Millstein D9/673
D243,108 S * 1/1977 Yeung D21/438
D243,109 S * 1/1977 Yeung D21/438

D249,176 S * 8/1978 Loomis D21/448
D254,918 S * 5/1980 Havranek D21/448
D275,300 S * 8/1984 Mancini D21/430
D309,474 S * 7/1990 Murai D19/75
D323,468 S * 1/1992 Peersmann D10/33
D336,665 S * 6/1993 Tugendhaft D21/329
D349,124 S * 7/1994 Tugendhaft D16/201
5,733,169 A * 3/1998 Tsai 446/230
D413,970 S * 9/1999 Chen D23/367
D426,769 S * 6/2000 Chan D9/673
6,371,829 B1 * 4/2002 Kato et al. 446/456
D490,111 S 5/2004 Moufawad et al.
D494,622 S 8/2004 Moufawad et al.

FOREIGN PATENT DOCUMENTS

GB DES. 1020120 * 6/1984
GB DES. 2044548 * 7/1994
GB DES. 2053746 * 1/1996
GB DES. 2077667 * 9/1998

* cited by examiner

Primary Examiner—Catherine Tuttle

(74) *Attorney, Agent, or Firm*—Blank Rome LLP

(57) **CLAIM**

The ornamental design for an accessory simulative of an airplane, as shown and described.

DESCRIPTION

FIG. 1 is a side elevational view showing our new design for an accessory simulative of an airplane;

FIG. 2 is a front view thereof;

FIG. 3 is a rear view thereof;

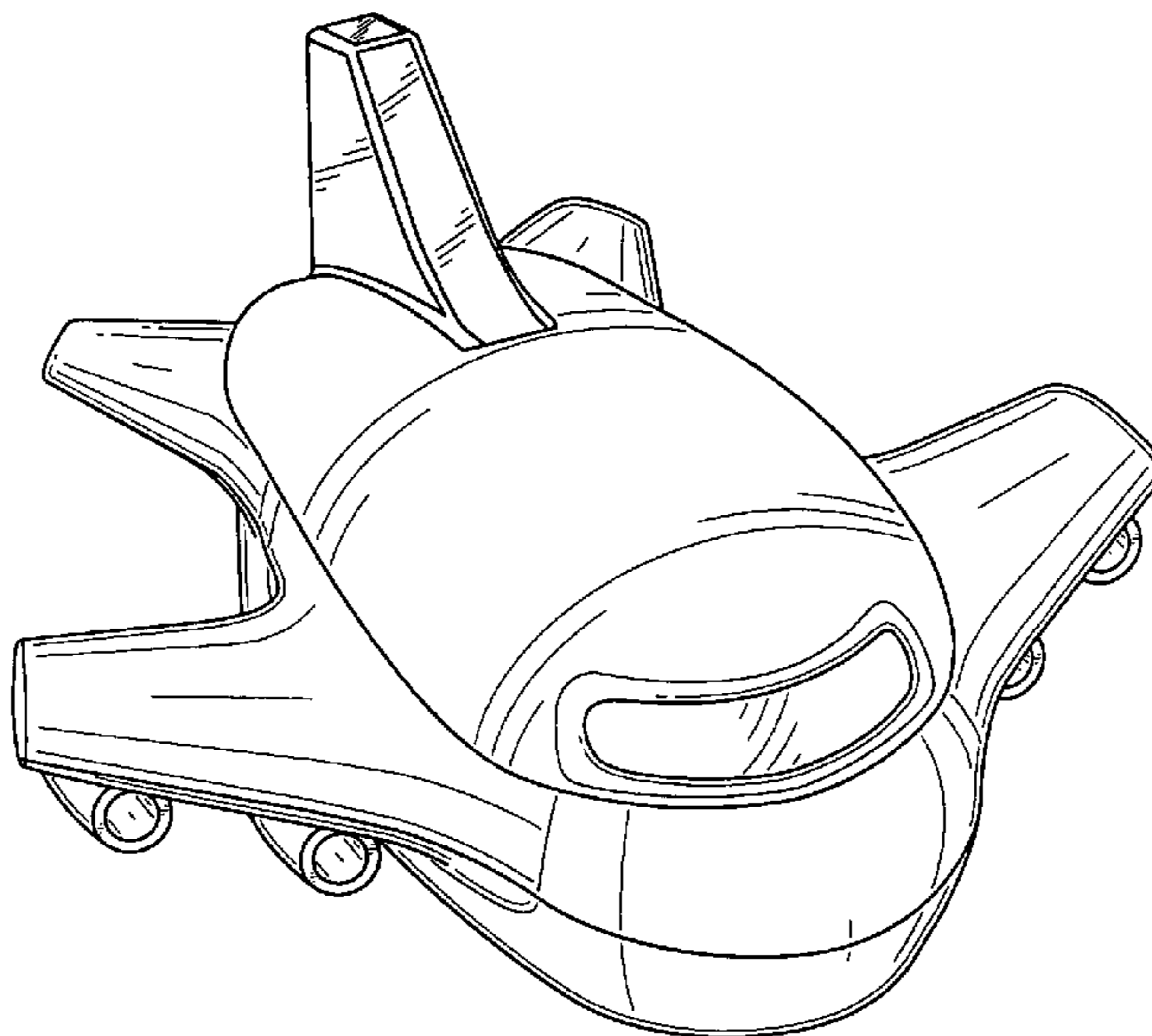
FIG. 4 is a right side view thereof;

FIG. 5 is a left side view thereof;

FIG. 6 is a top plan view thereof; and,

FIG. 7 is a bottom plan view thereof.

1 Claim, 5 Drawing Sheets






FIG. 1

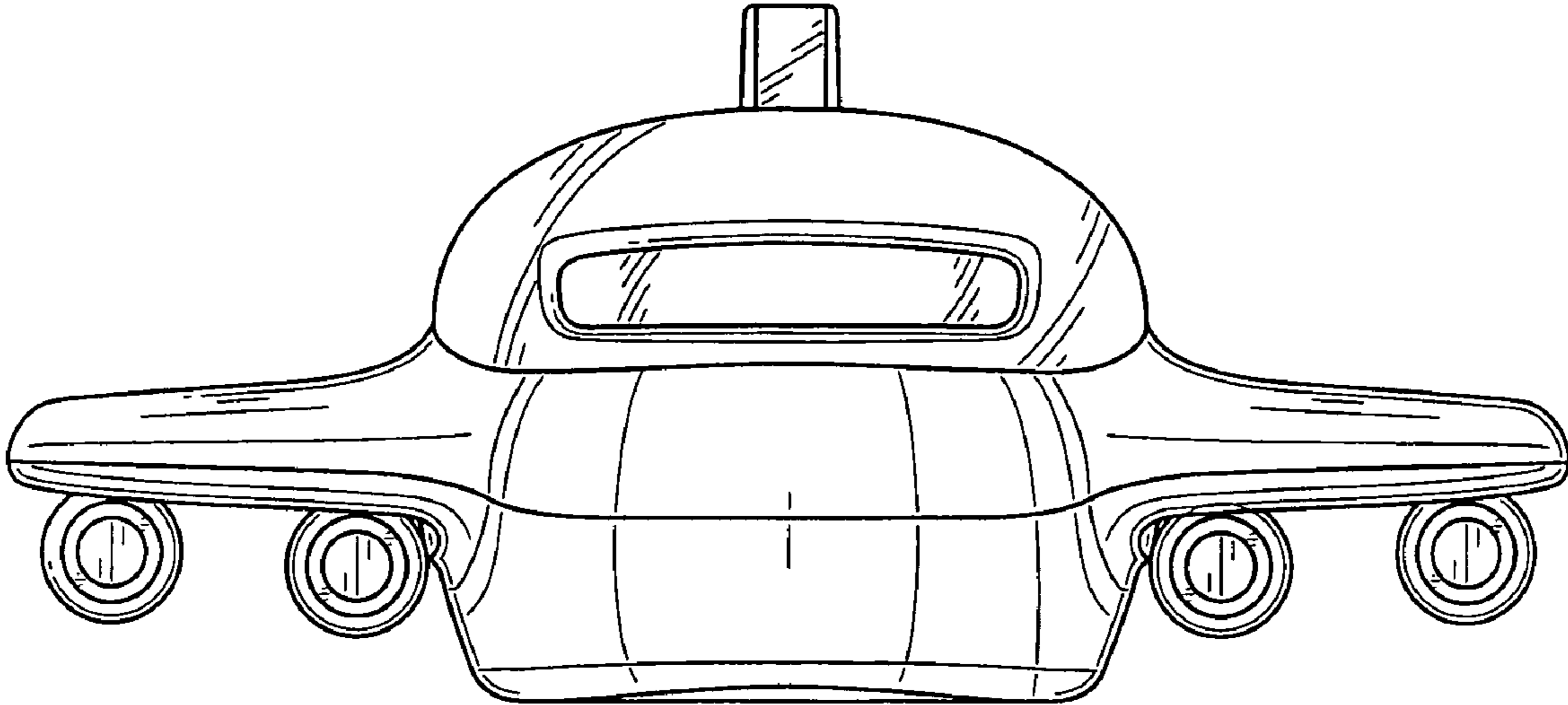


FIG. 2

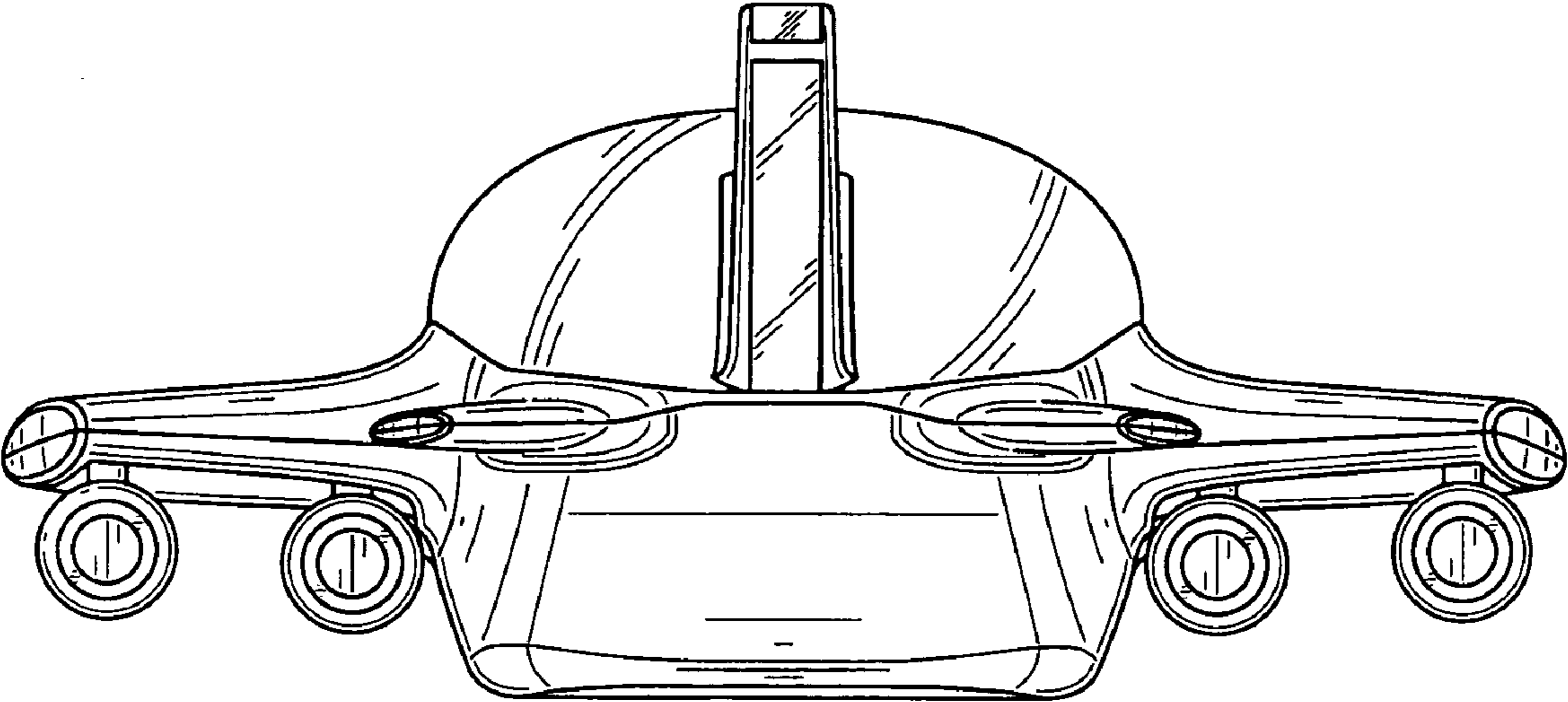


FIG. 3

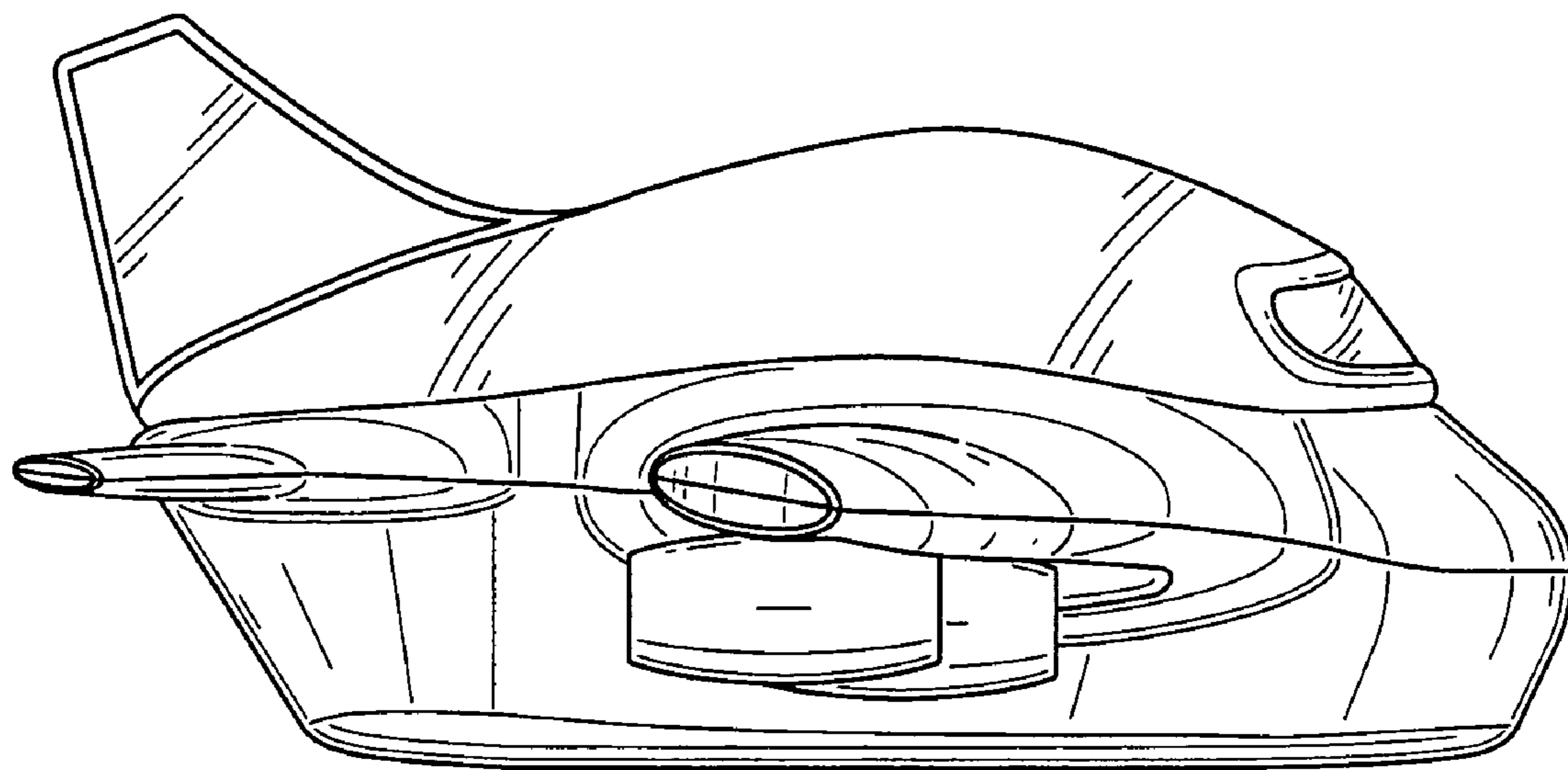


FIG. 4

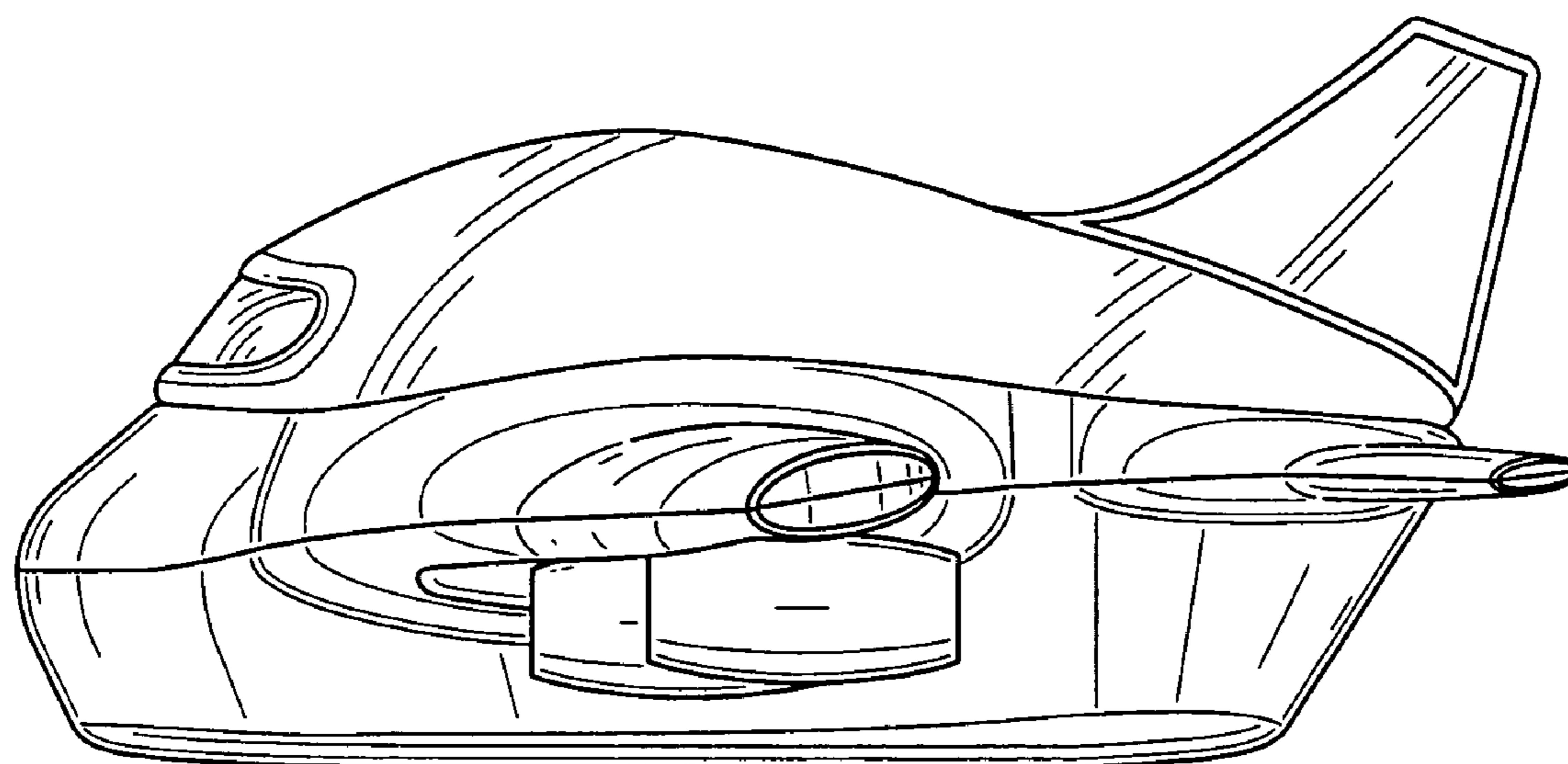


FIG. 5

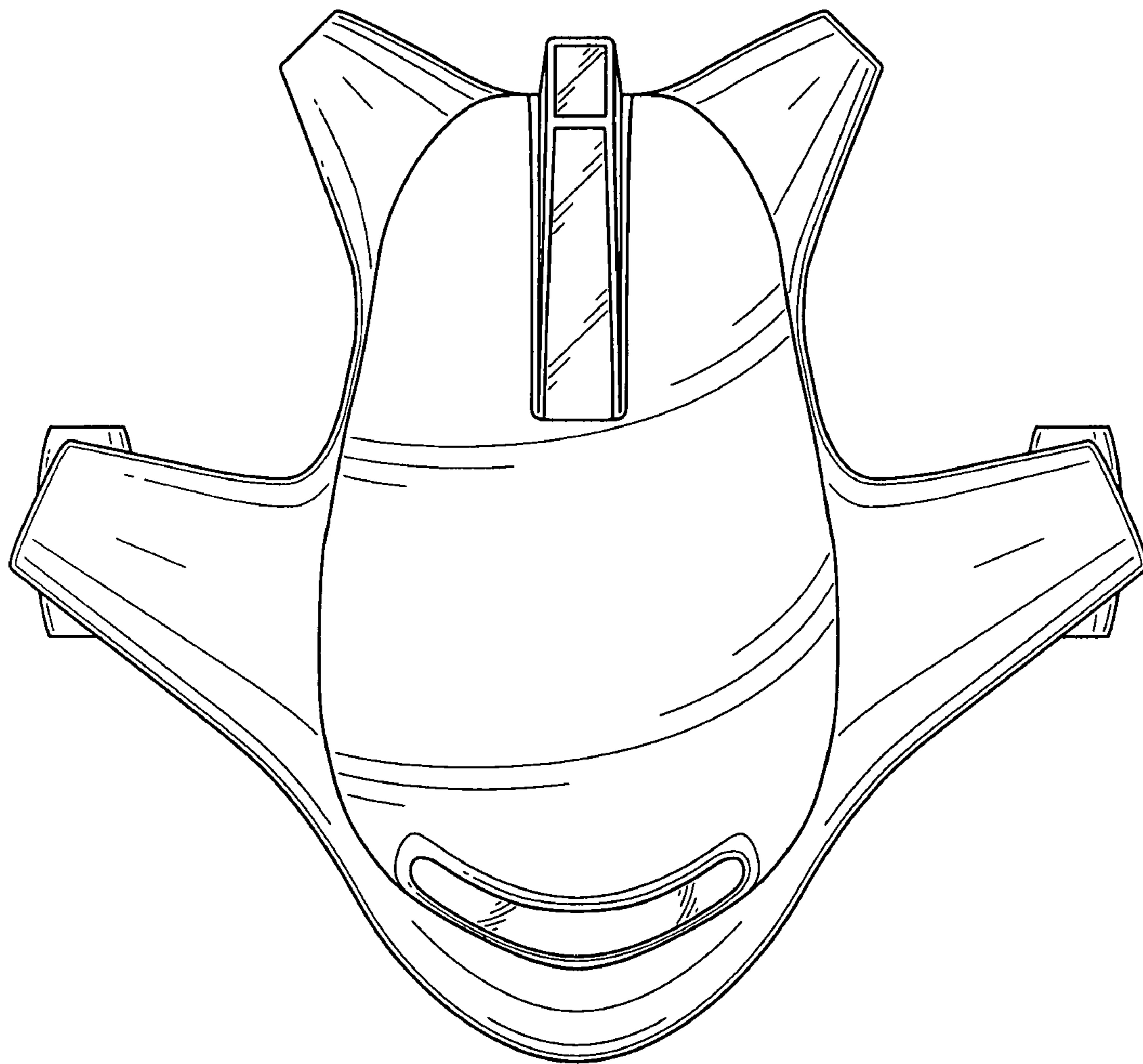


FIG. 6

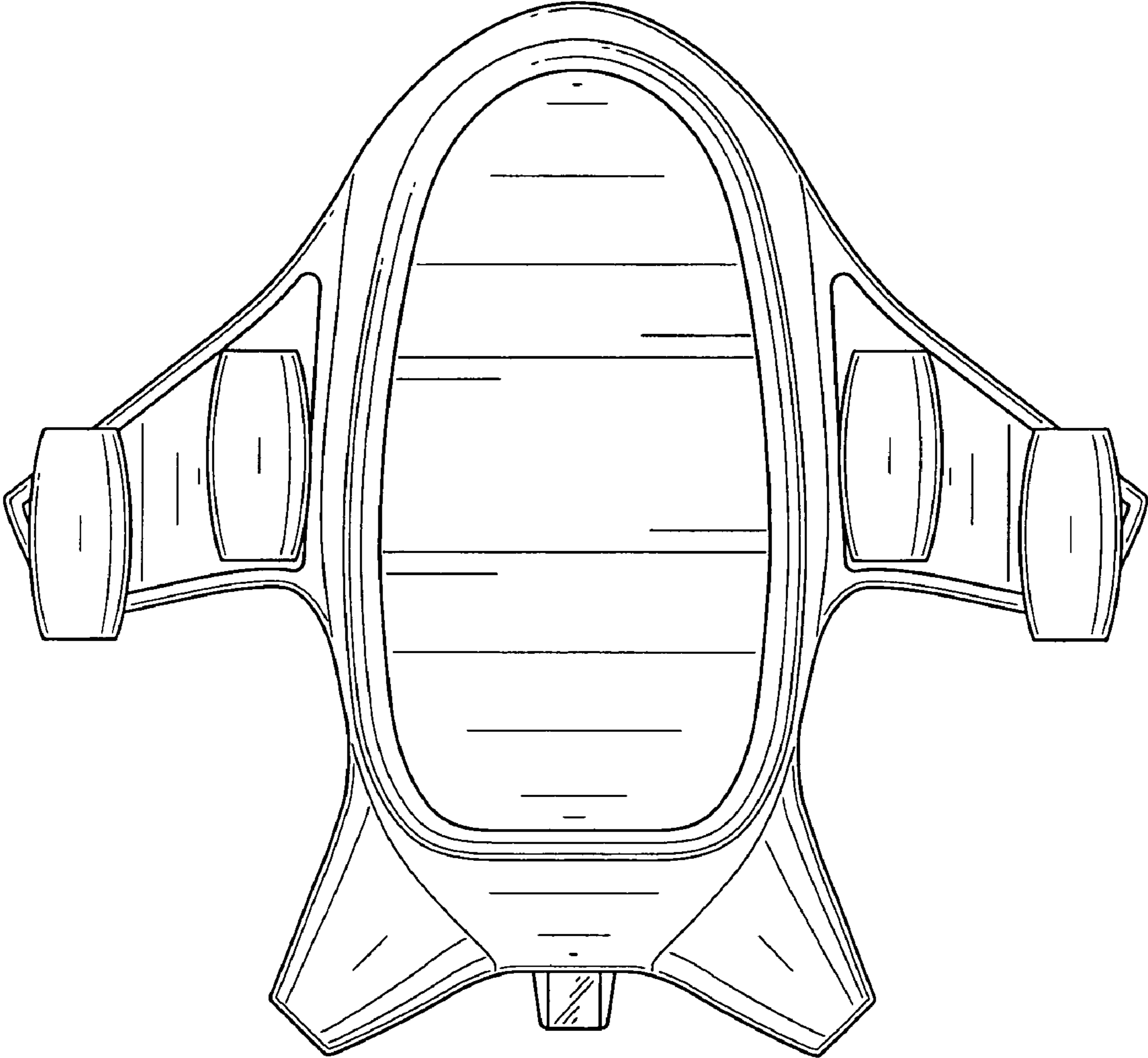


FIG. 7